

WOODS

BACKHOES




Woods Ground Breakers™

6 1/2 ft., 7 ft. & 9 ft.
3 HOOK-UP OPTIONS
Skidsteer • 3-Point Hitch •
Subframe

Quality, performance & versatility describe the Woods-Du-Al family of backhoes. Multi-function Control Valve design provides for a smooth operation. These backhoes are a proven leader in the agricultural & commercial industries. For more information, see your Woods-Du-Al dealer.


REARMOUNT FINISH MOWERS



The RD7200 Rear Discharge Finish Mower is the newest addition to the Woods line of 3 point hitch finish mowers.

- V-Belt Drive with 3 blades
- Industrial Quality Blade Spindles with Tapered Roller Bearings
- Floating 3 point hitch
- Stagger Mounted Caster Wheels
- Available for 20 to 40 HP, 540 RPM Category Tractors
- 72 Inch Cutting Width

MOW'N MACHINE




Zero Turning Radius Riding Mower.

- 7 Models To Choose From - Gas or Diesel - 14 HP to 24 1/2 HP with a cutting width of 44 to 61 inches.
- Mulching or Grass Catching Options
- An array of quick-attach implement options

HEAVY DUTY 2-SPINDLE MOWERS

Model 121 and 2126 gear drive mowers cut a 10 ft. swath and is



available in either mounted or pull type. They are ideal for mowing grass, weeds, clipping pasture, cutting brush and shredding stalks.

Designed for tractors rated 40 to 80 HP with standard category 2, 3-point hitch and either 540 or 1,000 PTO.

TURF BATWING



Turf professionals really appreciate our Batwing® mower. Available in 12, 15 or 17 foot cutting swaths the Woods Turf Batwing finish mower has a low profile frame, a unique gauge wheel design that delivers a consistent quality cut even on hillsides. Add a tough three-joint driveline and long-lasting tapered roller bearings in every wheel, spindle and gear mechanism and you've got a wide area mower built for years of trouble-free performance.

PUT A BAT IN YOUR BARN BATWING 3180 - 3 SPINDLE MOWER



The Woods model 3180 is the toughest Batwing® mower we've ever built. A "clean deck" design that resists cut material build-up, innovative Intra-Drive™ gearboxes engineered and built by Woods, and the fastest blade speeds of any mower in its class. The 3180 Batwing® cuts through brush, up to three inches in diameter. A blade overlap of over six inches, and you have a mower that delivers a quality cut, without streaking. From its heavy-gauge deckplate to its heavy-duty drivelines, we build the 3180 to last. What's more, they come complete with a 36-month gearbox warranty.

Products That Make A
Winning Team...

WOODS WOODS - Dual

WOODS **ALLOWAY**

WOODS - GANNON

WOODS - GILL

WOODS



BELMONT FARM
Glyndon, MD
410-833-9091

B. EQUIP., INC.
Waynesboro, PA
717-762-3193

BHM FARM EQUIP.
Annville, PA
717-867-2211

**ECKROTH BROS.
FARM EQUIP.**
New Ringgold, PA
717-943-2131

Orefield, Pa
610-366-2095

**ERB & HENRY
EQUIP. INC.**
New Berlinville, PA
610-367-2169

**GRUMELLI'S FARM
SERVICE**
Quarryville, PA
717-786-7318

HINES EQUIPMENT
Cresson, PA
814-886-4183
Bellwood, PA
814-742-8171

**R.S. HOLLINGER &
SON, INC.**
Mountville, PA
717-285-4538

**C.B. HOOBER &
SON, INC.**
Intercourse, PA
717-768-8231

**C.B. HOOBER &
SON, INC.**
McAlisterville, PA
717-463-2191

**KAUFFMAN FARM
SUPPLY**
Mt. Pleasant Mills PA
717-539-4571
Belleville, PA
717-935-2131

**KELLER'S FARM
MACHINERY, INC.**
Quakertown, PA
215-536-4046

**LANCASTER FORD
TRACTOR, INC.**
Lancaster, PA
717-569-7063

**LAWN & GOLF
SUPPLY**
Phoenixville, PA
610-933-5801

**LINCOLN SUPPLY &
EQUIPMENT CO.**
Somerset, PA
814-443-1691

**M.M. WEAVER &
SONS, INC.**
Leola, PA
717-656-2321

**MANOR
EQUIPMENT INC.**
Sinking Spring, PA
610-678-0828

MESSICK'S
Elizabethtown, PA
717-367-1319
Abbottstown, PA
717-259-6617

**MIFFLINBURG FARM
SUPPLY, INC.**
Mifflinburg, PA
717-966-3114

MORRIS INT'L, INC.
Everett, PA
814-652-6101

**MEYERS
IMPLEMENTS, INC.**
Greencastle, PA
717-597-2176

**READING
KUBOTA**
Rt. 61 North
Reading, PA
610-926-2441

**NICHOLS FARM
EQUIP**
Bloomsburg, PA
717-784-7731

**NORMAN D. CLARK
& SONS**
Main Street, P.O. Box
27,
Honey Grove, PA
17035
717-734-3682

**D.W. OGG
EQUIPMENT CO.**
Frederick, MD
301-473-4250
Westminster, MD
410-848-4585

**PIKEVILLE
EQUIP. INC.**
Oley, PA
610-987-6277

**REIFF FARM
SERVICE**
Shippensburg, PA
717-532-8601

**STRALEY FARM
SUPPLY, INC.**
Dover, PA
717-292-4443
717-292-2631

TRACTOR PARTS CO.
Bloomsburg, PA
717-784-0250

**C.H. WALTZ
SONS, INC.**
Williamsport, PA
717-435-2921

**WENGERS OF
MYERSTOWN**
Myerstown, PA
717-866-2135

**CLARENCE WILSON
& SONS**
Kimberton, PA
610-933-3581

**YORK CO. FARM
IND., INC.**
Emigsville, PA
717-764-6412

**ZIMMERMAN FARM
SERVICE**
Bethel, PA
717-933-4114

WOODS WOODS - Dual

WOODS **ALLOWAY**

WOODS - GANNON

WOODS - GILL