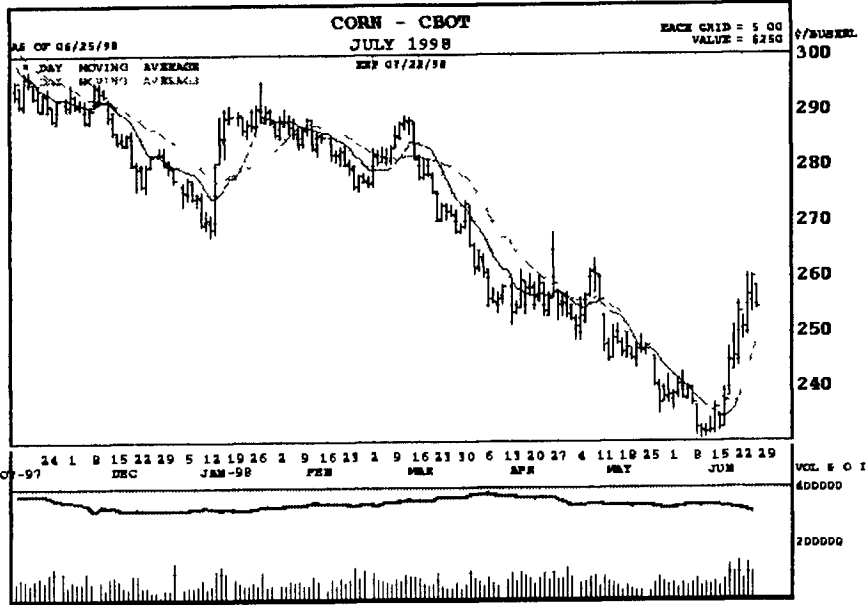


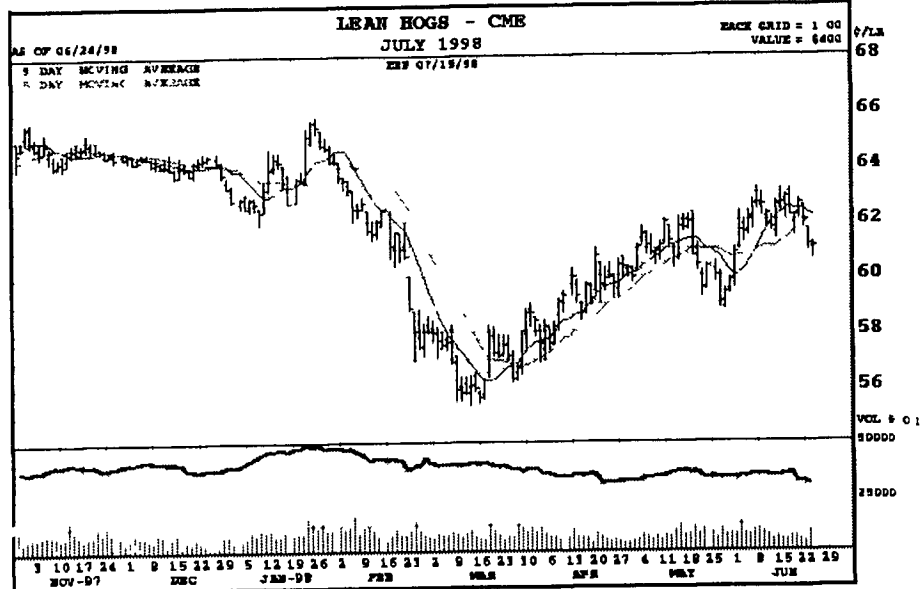
# GRAIN, CATTLE, HOG, MILK, BUTTER, AND CHEESE FUTURES MARKETS

Markets Courtesy Of Chicago Board and Mercantile Exchange  
(Closing bids: Thursday, June 25, 1998)

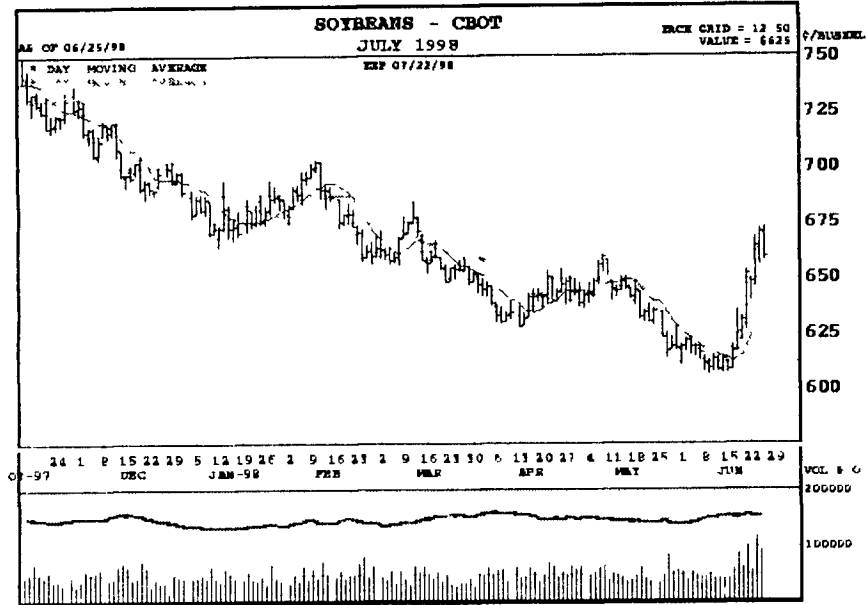


Volume and Open Interest Stochastic Relative Strength

Symbol	Open	High	Low	Last Chge
CH	280	290	270	-65
<b>Moving Average</b>				
Day	14	14	14	49
10	287	290	281	+10
<b>Stochastic</b>				
Day	14	20	14	20
10	82	87	84	17
15	82	81	81	15
17	71	71	71	35
<b>Directional Indicator</b>				
Day	09	14	20	20
AD/	48	11	31	23
DI	5	7	9	5
+DI	4	4	11	60
<b>Relative Strength</b>				
Day	09	14	20	20
10	2	2	5	11
<b>Historic Volatility</b>				
Day	09	14	20	20
10	74	84	27	107
15	24	16	16	16

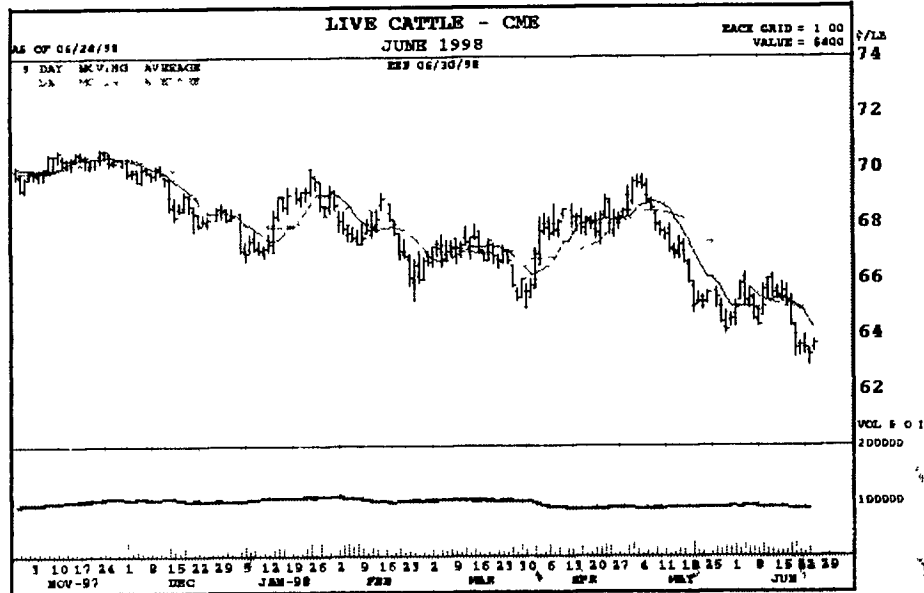


Symbol	Open	High	Low	Last Chge
JHNB	6110	6110	6032	6040
<b>Moving Average</b>				
Day	04	18	40	40
10	6187	6200	6128	-212
<b>Momentum</b>				
Day	09	14	20	40
10	-212	-40	+13	
<b>Stochastic</b>				
Day	09	14	20	20
AD/	22	84	18	02
DI	31	52	27	17
+DI	19	95	23	18
<b>Directional Indicator</b>				
Day	09	14	20	20
AD/	22	84	18	02
DI	31	52	27	17
+DI	19	95	23	18
<b>Relative Strength</b>				
Day	09	14	20	20
10	11	26	11	64
15	13	10	13	10

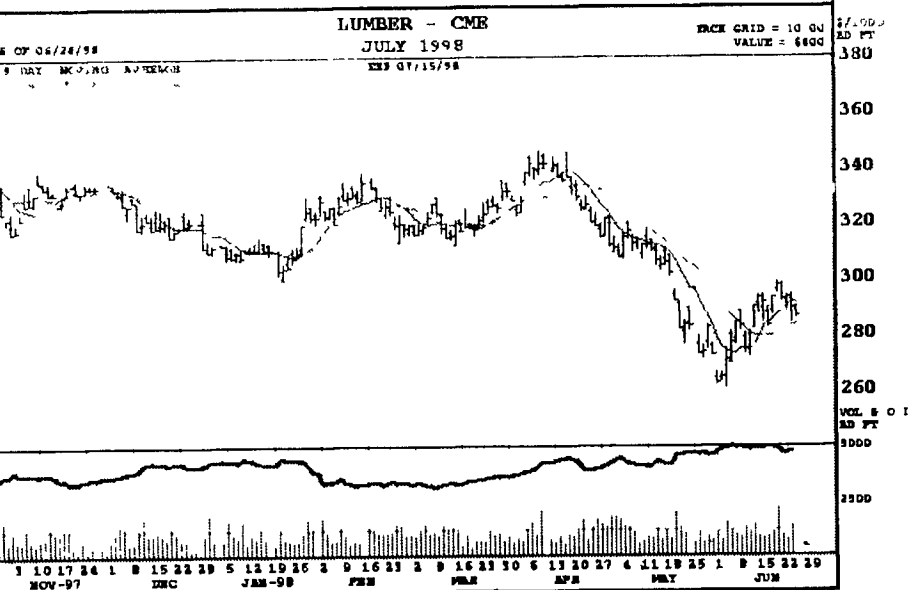


Volume and Open Interest Stochastic Relative Strength

Symbol	Open	High	Low	Last Chge
SO	675	725	625	-65
<b>Moving Average</b>				
Day	14	14	14	49
10	675	680	675	+10
<b>Stochastic</b>				
Day	14	20	14	20
10	82	87	84	17
15	82	81	81	15
17	71	71	71	35
<b>Directional Indicator</b>				
Day	09	14	20	20
AD/	48	11	31	23
DI	5	7	9	5
+DI	4	4	11	60
<b>Relative Strength</b>				
Day	09	14	20	20
10	2	2	5	11
<b>Historic Volatility</b>				
Day	09	14	20	20
10	74	84	27	107
15	24	16	16	16



Symbol	Open	High	Low	Last Chge
LC	70	74	64	-65
<b>Moving Average</b>				
Day	14	14	14	49
10	70	71	69	+10
<b>Stochastic</b>				
Day	14	20	14	20
10	82	87	84	17
15	82	81	81	15
17	71	71	71	35
<b>Directional Indicator</b>				
Day	09	14	20	20
AD/	48	11	31	23
DI	5	7	9	5
+DI	4	4	11	60
<b>Relative Strength</b>				
Day	09	14	20	20
10	2	2	5	11
<b>Historic Volatility</b>				
Day	09	14	20	20
10	74	84	27	107
15	24	16	16	16



Symbol	Open	High	Low	Last Chge
LB	28550	29130	28410	29060
<b>Moving Average</b>				
Day	09	18	40	40
10	29064	2919	29167	230
<b>Momentum</b>				
Day	09	18	40	40
10	230	+2870	2130	
<b>Stochastic</b>				
Day	09	14	20	20
AD	14	46	13	03
DI	27	40	28	5
+DI	21	57	24	69
<b>Directional Indicator</b>				
Day	09	14	20	20
AD	14	46	13	03
DI	27	40	28	5
+DI	21	57	24	69
<b>Relative Strength</b>				
Day	09	14	20	20
10	11	26	11	64
15	13	10	13	10

