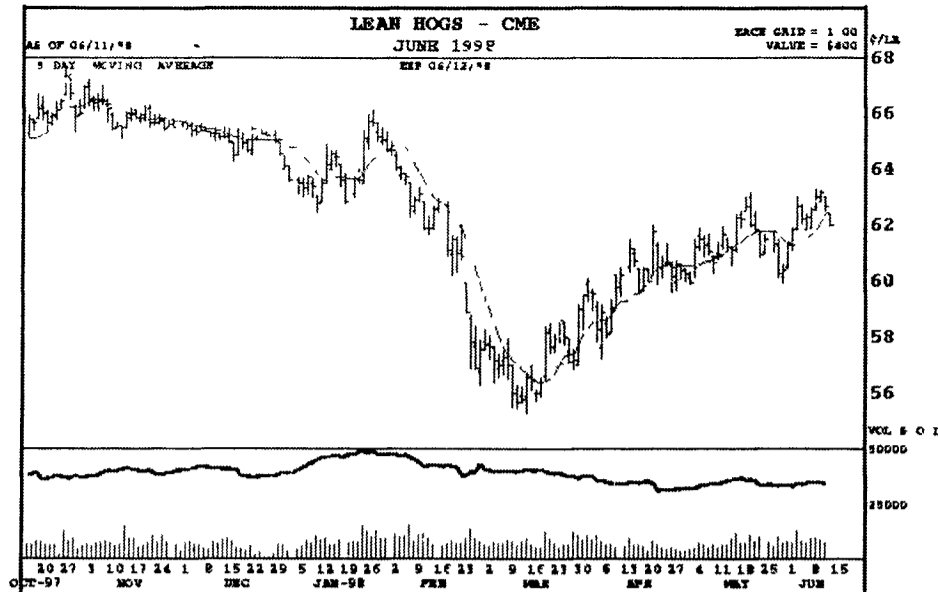
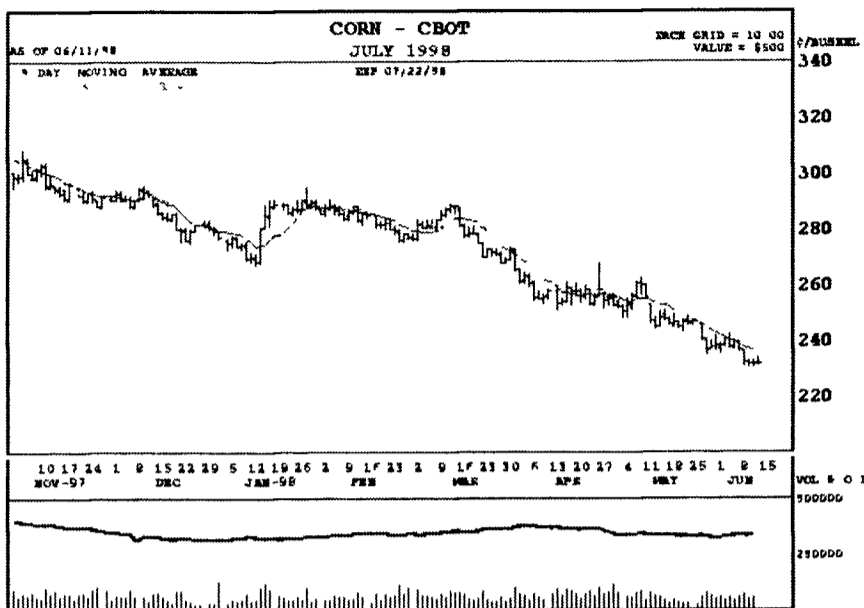


GRAIN, CATTLE, HOG, MILK, BUTTER, AND CHEESE FUTURES MARKETS

Markets Courtesy Of Chicago Board and Mercantile Exchange
(Closing bids: Thursday, June 11, 1998)



Symbol	Open	High	Low	Last Chge
LHM8 - 06/11/98	6235	6295	6187	6195 -70

---Moving Average---			---Momentum---		
ay	09	18	40	Day	09
	6245	6189	6136		+70

---Stochastic---			---Directional Indicator---		
ay	09	14	20	Day	09
to	40 00	60 83	60 83	ADX	22 70
k	68 58	75 48	75 57	-DI	25 26
d	73 79	75 42	75 63	+DI	28 14

---Relative Strength---			---Historic Volatility---		
ay	09	14	20	Day	09
	49 02	51 93	52 87		12 50%

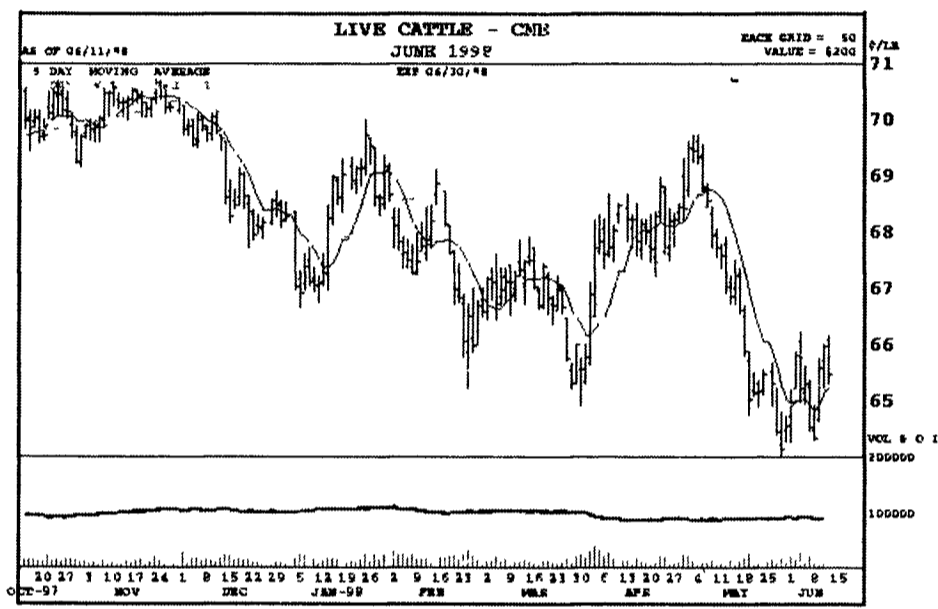
Volume and Open Interest Stochastic Relative Strength

Symbol	Open	High	Low	Last Chge
CNR - 06 11/98	2316	2342	2314	2320 +2

---Moving Average---			---Momentum---		
Day	09	18	40	Day	09
	2356	2393	2473		-64

---Stochastic---			---Directional Indicator---		
Day	09	14	20	Day	09
Sto	10 64	7 46	6 10	ADX	29 29
k	13 00	9 34	6 84	-DI	29 68
d	16 93	12 72	8 44	+DI	15 60

---Relative Strength---			---Historic Volatility---		
Day	09	14	20	Day	09
	26 54	29 78	31 99		13 39%

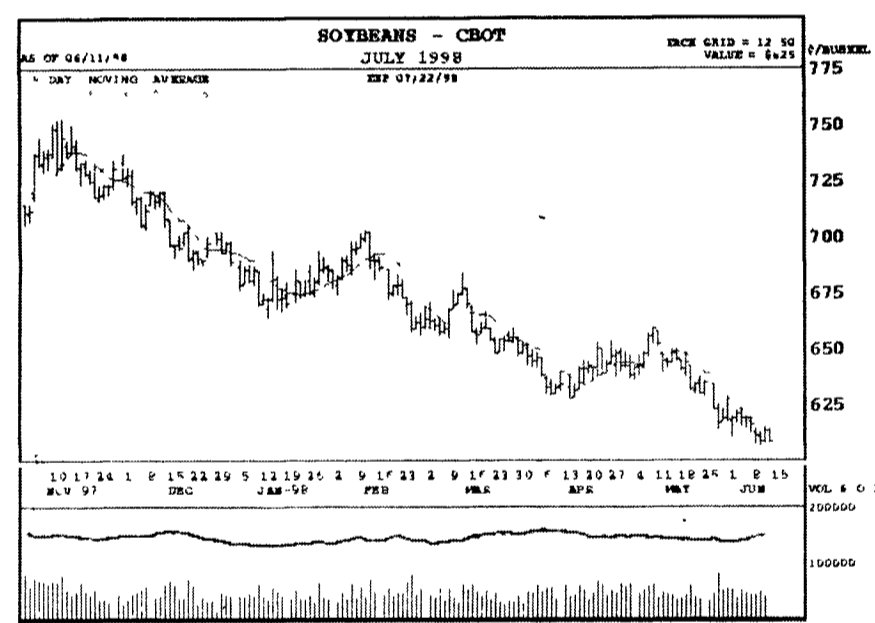


Symbol	Open	High	Low	Last Chge
LCR 06 11 98	6607	6615	6510	6547 -50

---Moving Average---			---Momentum---		
ay	09	18	40	Day	09
	6523	6512	6676		+92

---Stochastic---			---Directional Indicator---		
ay	09	14	20	Day	09
to	14 65	51 41	6	ADX	27 95
k	11 11	9 11	36 85	-DI	16 2
d	11 98	45 4	28 48	+DI	4 34

---Relative Strength---			---Historic Volatility---		
ay	09	14	20	Day	09
	11 11	11 11	11 11		11 11%



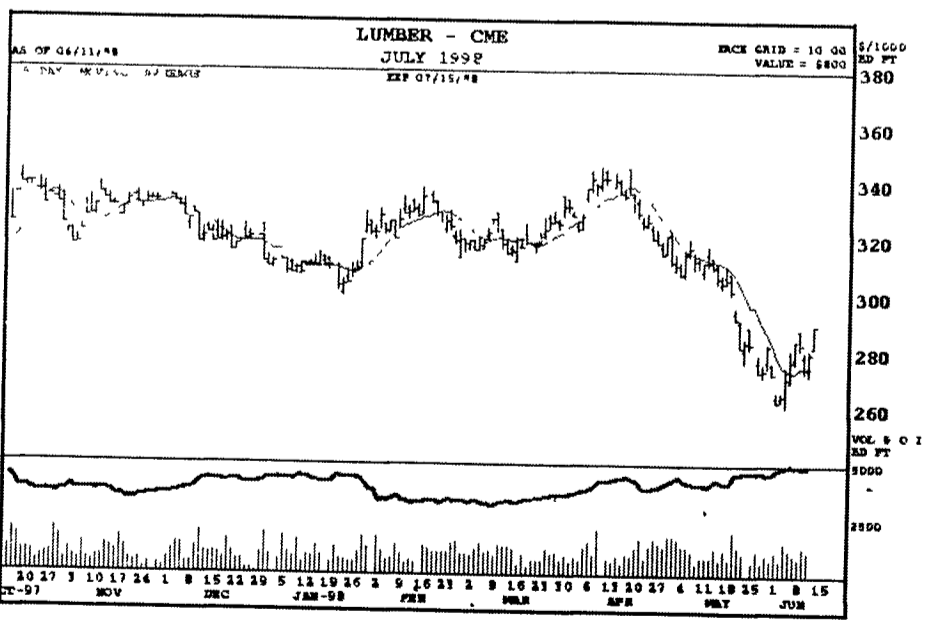
Volume and Open Interest Stochastic Relative Strength

Symbol	Open	High	Low	Last Chge
S 06 11 98	614	614	614	616

---Moving Average---			---Momentum---		
Day	09	18	40	Day	09
	615	615	614		96

---Stochastic---			---Directional Indicator---		
Day	09	14	20	Day	09
Sto	1 24	7 64	3 11	ADX	31 39
k	19 8	13 06	9 64	-DI	5 19
d	21 54	14 63	11 40	+DI	11 81

---Relative Strength---			---Historic Volatility---		
Day	09	14	20	Day	09
	29 42	32 30	34 81		7 74%



Symbol	Open	High	Low	Last Chge
LBN8 - 06/11/98	28170	29000	28170	29000 +1000

---Moving Average---			---Momentum---		
ay	09	18	40	Day	09
	27631	27942	29989		+1760

---Stochastic---			---Directional Indicator---		
ay	09	14	20	Day	09
to	100 00	100 00	58 28	ADX	22 72
k	74 97	67 06	40 38	-DI	27 58
d	59 53	47 08	30 40	+DI	34 36

---Relative Strength---			---Historic Volatility---		
ay	09	14	20	Day	09
	57 26	50 83	47 45		37 98%

