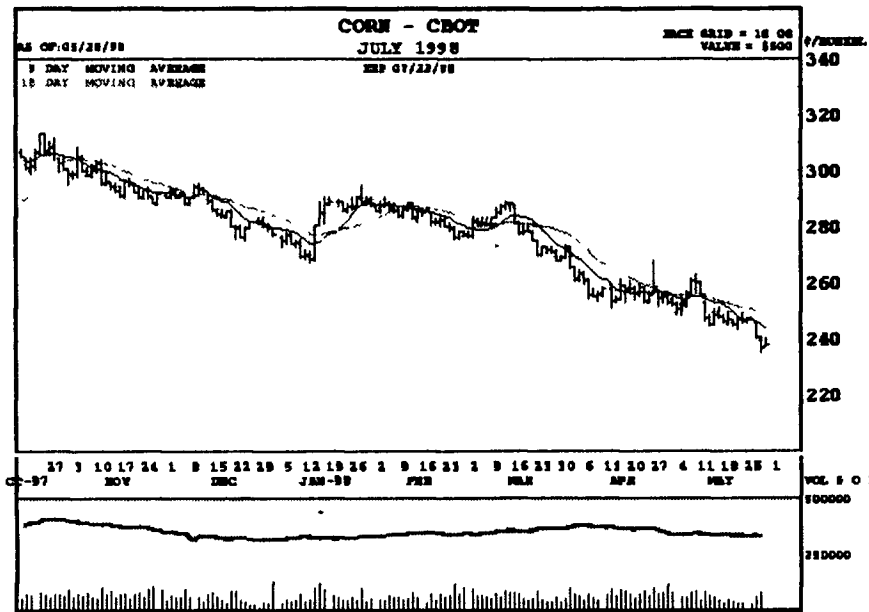


# GRAIN, CATTLE, HOG, MILK, BUTTER, AND CHEESE FUTURES MARKETS

Markets Courtesy Of Chicago Board and Merchants Exchange  
(Closing bids: Thursday, May 28, 1998)



Volume and Open Interest | Stochastic | Relative Strength

Symbol	Open	High	Low	Last Chge
CN8 - 05/28/98	2372	2400	2372	2382 +12

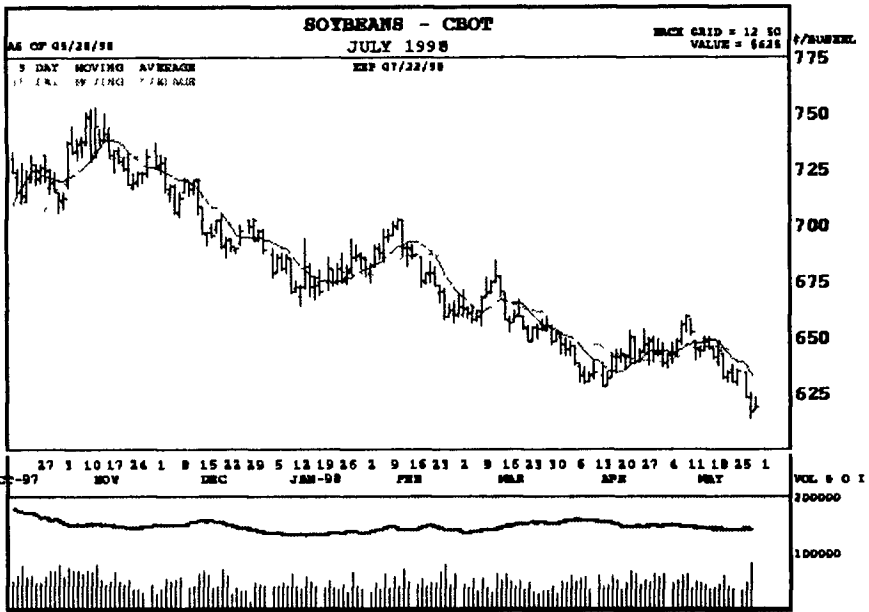
-----Moving Average-----			-----Momentum-----				
Day	09	18	40	Day	09	18	40
	2437	2483	2527		-96	-126	-274

-----Stochastic-----			-----Directional Indicator-----				
Day	09	14	20	Day	09	14	20
Sto	21.05	12.12	10.71	ADX	25.08	20.00	18.92
%k	18.61	10.16	9.23	-DI	37.80	33.97	31.95
%d	19.70	11.46	10.33	+DI	12.86	15.63	16.90

-----Relative Strength-----			-----Historic Volatility-----				
Day	09	14	20	Day	09	14	20
	29.29	32.25	34.06		16.87%	20.42%	20.36%



Volume and Open Interest | Stochastic | Relative Strength

Symbol	Open	High	Low	Last Chge
SN8 - 05/28/98	6176	6230	6174	6186 +14

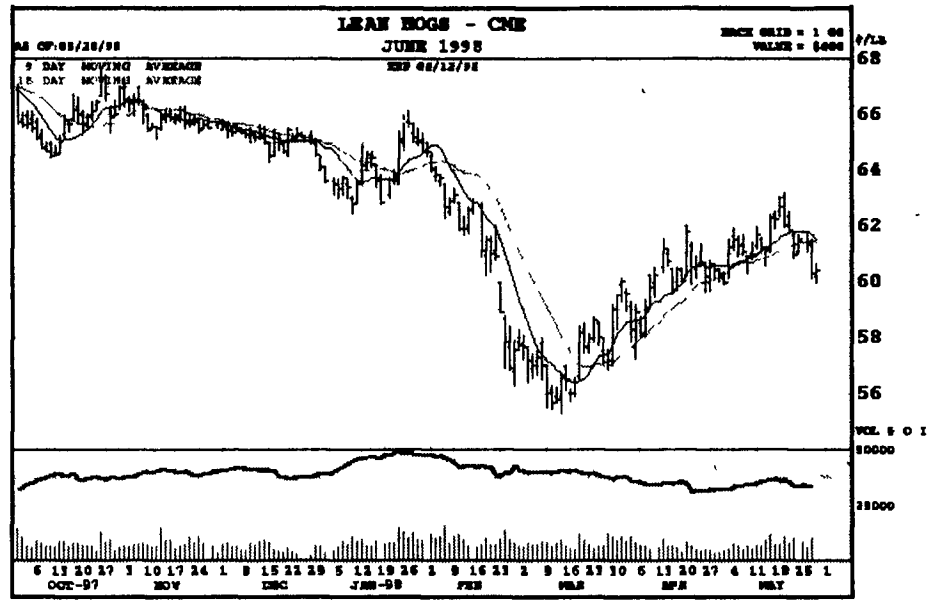
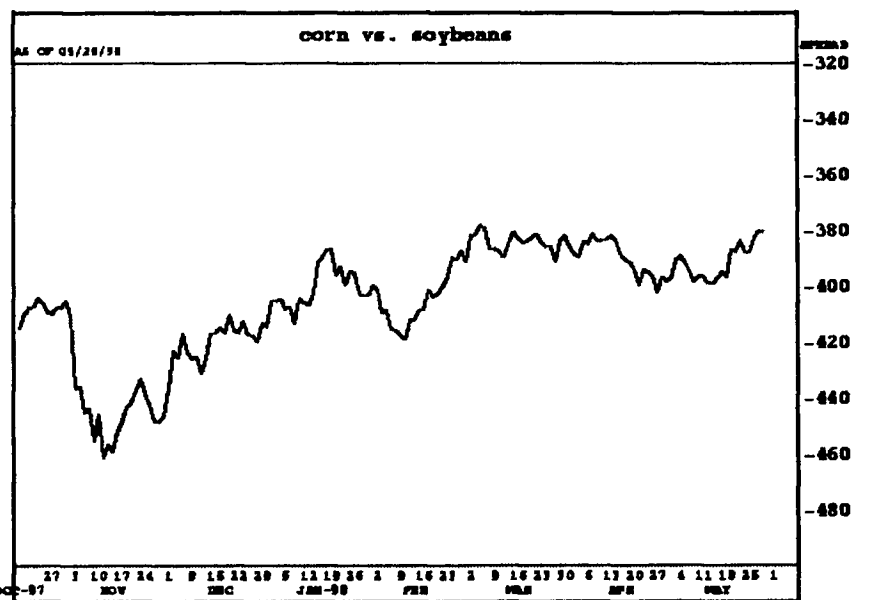
-----Moving Average-----			-----Momentum-----				
Day	09	18	40	Day	09	18	40
	6306	6397	6397		-266	-230	-282

-----Stochastic-----			-----Directional Indicator-----				
Day	09	14	20	Day	09	14	20
Sto	13.14	10.29	9.89	ADX	21.22	14.29	10.64
%k	11.97	9.99	9.99	-DI	30.87	27.53	25.76
%d	14.93	14.10	14.60	+DI	12.40	15.37	17.02

-----Relative Strength-----			-----Historic Volatility-----				
Day	09	14	20	Day	09	14	20
	30.26	34.35	36.96		14.93%	13.51%	13.94%



Symbol	Open	High	Low	Last Chge
LHM8 - 05/28/98	6015	6060	5990	6037 +12

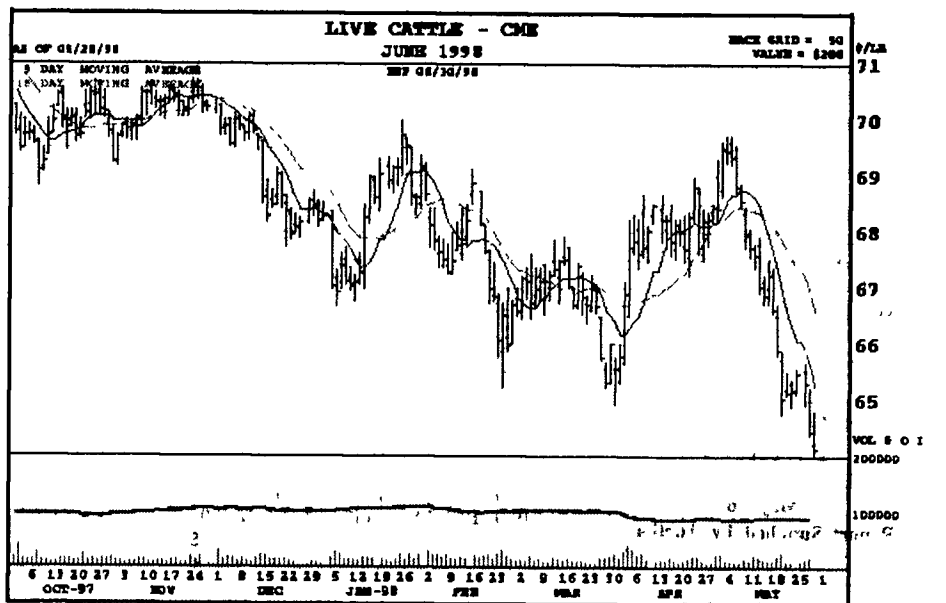
-----Moving Average-----			-----Momentum-----				
Day	09	18	40	Day	09	18	40
	6143	6137	6065		-188	-83	+40

-----Stochastic-----			-----Directional Indicator-----				
Day	09	14	20	Day	09	14	20
Sto	14.46	14.46	15.24	ADX	21.30	17.97	15.14
%k	23.21	26.05	31.37	-DI	30.27	26.63	24.87
%d	36.54	40.86	47.04	+DI	16.53	20.58	22.43

-----Relative Strength-----			-----Historic Volatility-----				
Day	09	14	20	Day	09	14	20
	40.18	45.57	48.09		13.95%	15.73%	15.53%



Symbol	Open	High	Low	Last Chge
LCH8 - 05/28/98	6420	6480	6402	6412 -30

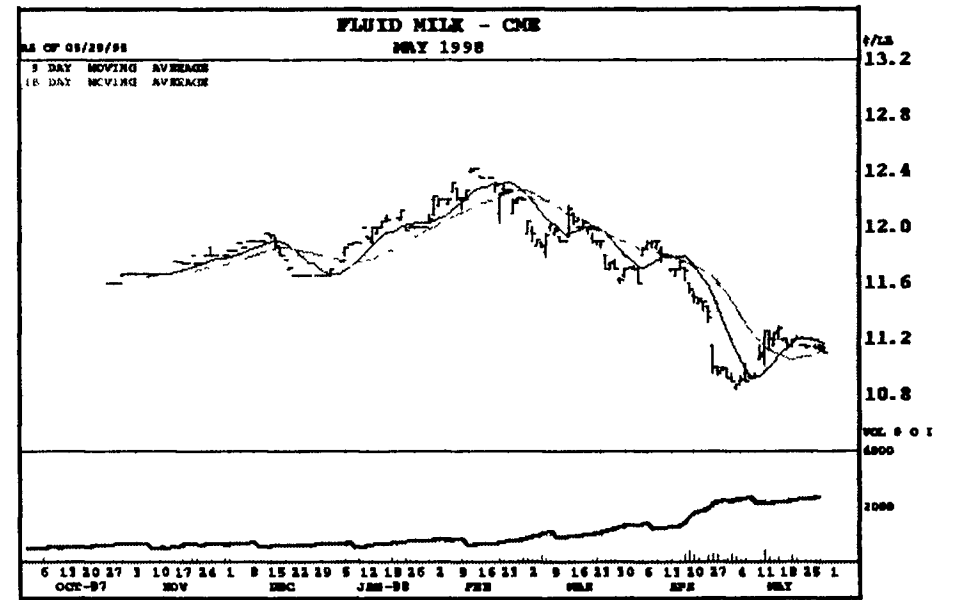
-----Moving Average-----			-----Momentum-----				
Day	09	18	40	Day	09	18	40
	6523	6655	6743		-308	-530	-165

-----Stochastic-----			-----Directional Indicator-----				
Day	09	14	20	Day	09	14	20
Sto	3.00	2.48	1.75	ADX	49.55	31.63	21.26
%k	8.56	6.07	5.38	-DI	40.49	36.32	32.94
%d	11.34	8.47	8.03	+DI	7.20	10.21	12.62

-----Relative Strength-----			-----Historic Volatility-----				
Day	09	14	20	Day	09	14	20
	19.80	26.26	31.54		10.11%	9.36%	10.82%



Symbol	Open	High	Low	Last Chge
BKK8 - 05/28/98	1113	1113	1110	1110 -4

-----Moving Average-----			-----Momentum-----				
Day	09	18	40	Day	09	18	40
	1115	1111	1131		-17	+23	-61

-----Stochastic-----			-----Directional Indicator-----				
Day	09	14	20	Day	09	14	20
Sto	.00	30.77	59.09	ADX	18.76	18.99	23.42
%k	18.04	52.97	62.96	-DI	27.99	30.86	31.55
%d	35.41	62.74	60.79	+DI	24.33	24.90	24.77

-----Relative Strength-----			-----Historic Volatility-----				
Day	09	14	20	Day	09	14	20
	41.45	40.97	40.07		5.80%	9.99%	8.60%