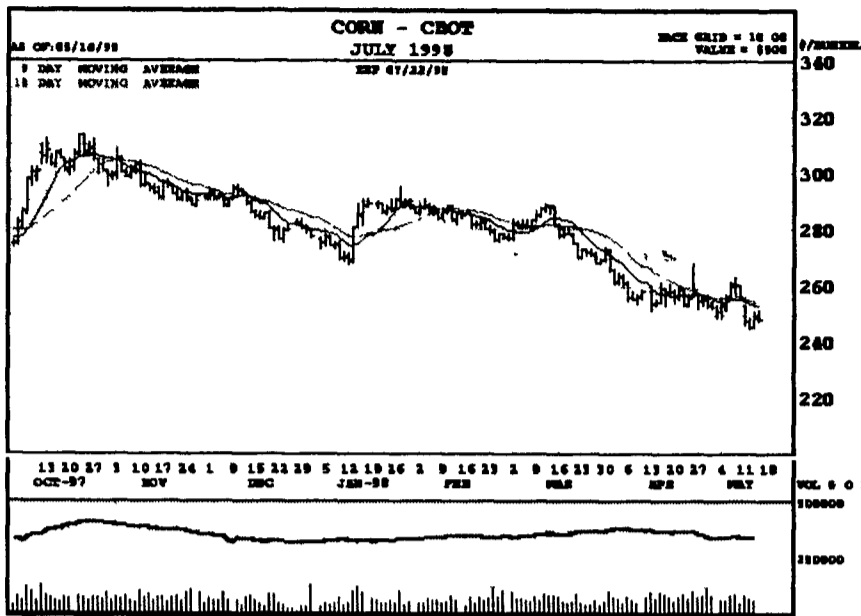


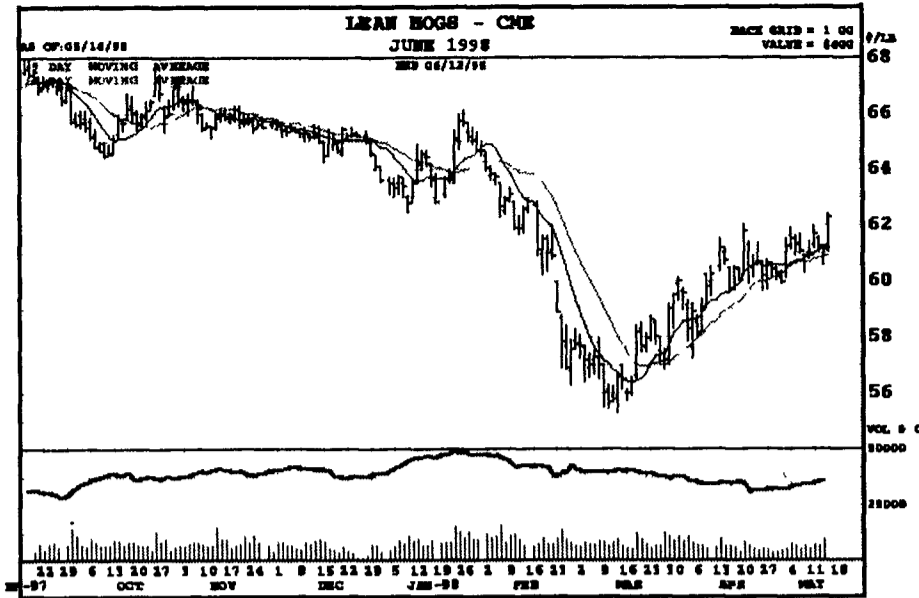
GRAIN, CATTLE, HOG, MILK, BUTTER, AND CHEESE FUTURES MARKETS

Markets Courtesy Of Chicago Board and Merchantile Exchange
(Closing bids: Thursday, May 14, 1998)

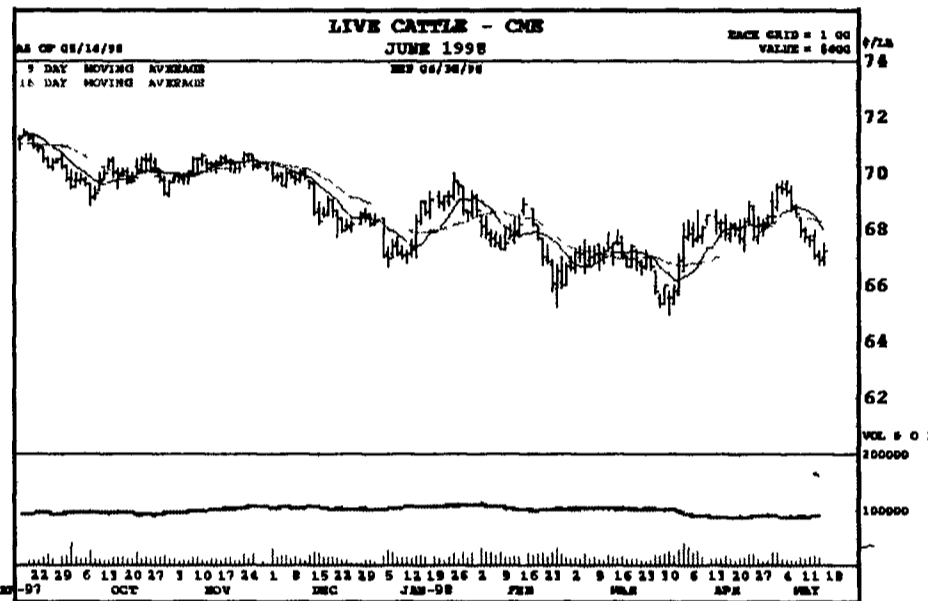


Volume and Open Interest Stochastic Relative Strength

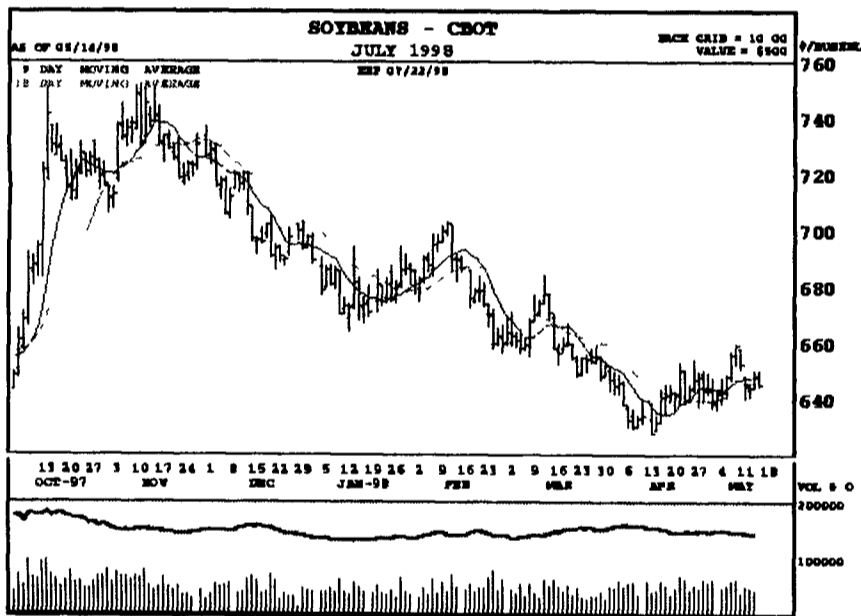
Symbol	Open	High	Low	Last Chge				
CNB - 05/14/98	2496	2512	2476	2480 -6				
-----Moving Average-----								
Day	09	18	40	Day	09	18	40	
	2527	2537	2590			-30	-82	-304
-----Stochastic-----								
Day	09	14	20	Day	09	14	20	
Sto	18.67	18.67	14.89	ADX	18.98	18.62	18.79	
%k	22.61	19.71	18.40	-DI	26.92	26.61	26.65	
%d	28.52	24.54	23.81	+DI	21.66	21.69	21.22	
-----Relative Strength-----								
Day	09	14	20	Day	09	14	20	
	38.44	38.91	39.04		24.96%	20.97%	20.10%	



Symbol	Open	High	Low	Last Chge				
LHM - 05/14/98	6110	6235	6105	6225 +118				
-----Moving Average-----								
Day	09	18	40	Day	09	18	40	
	6130	6088	5995			+105	+50	+408
-----Stochastic-----								
Day	09	14	20	Day	09	14	20	
to	95.19	96.30	96.40	ADX	23.48	20.25	16.46	
k	73.89	77.38	77.53	-DI	18.32	18.54	19.40	
d	67.02	69.75	72.38	+DI	37.19	33.34	30.79	
-----Relative Strength-----								
Day	09	14	20	Day	09	14	20	
	65.84	61.80	58.83		12.98%	14.07%	17.95%	

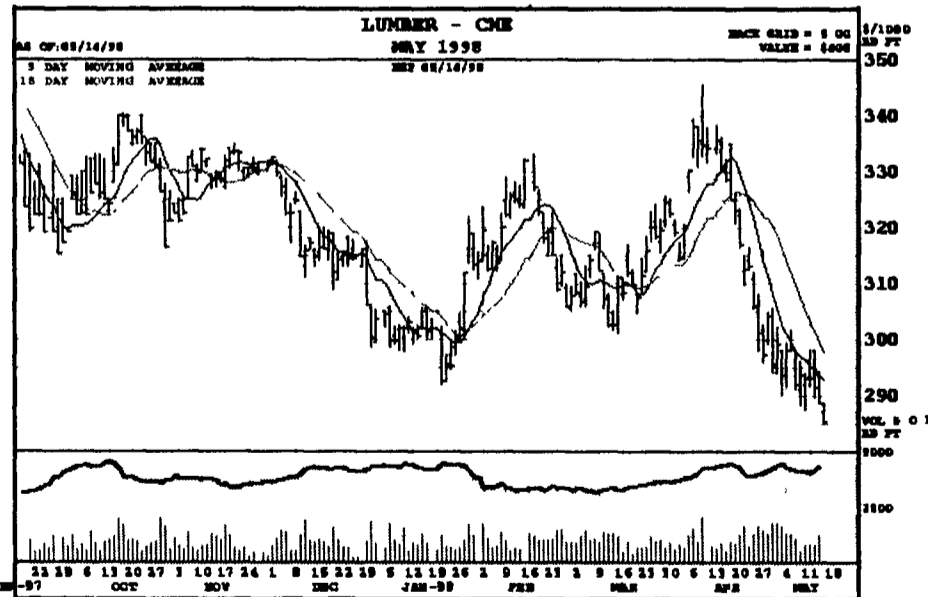


Symbol	Open	High	Low	Last Chge				
LCH - 05/14/98	6700	6750	6672	6720 +35				
-----Moving Average-----								
Day	09	18	40	Day	09	18	40	
	6788	6821	6764			-222	-47	-17
-----Stochastic-----								
Day	09	14	20	Day	09	14	20	
to	16.11	16.00	16.00	ADX	27.42	17.38	12.84	
k	14.47	16.39	17.14	-DI	28.48	25.76	24.29	
d	23.35	27.24	28.95	+DI	14.94	16.90	18.14	
-----Relative Strength-----								
Day	09	14	20	Day	09	14	20	
	37.71	42.65	45.43		6.57%	9.70%	11.23%	



Volume and Open Interest Stochastic Relative Strength

Symbol	Open	High	Low	Last Chge				
SNB - 05/14/98	6480	6504	6444	6454 -24				
-----Moving Average-----								
Day	09	18	40	Day	09	18	40	
	6487	6463	6445			+36	+36	-140
-----Stochastic-----								
Day	09	14	20	Day	09	14	20	
Sto	32.94	38.71	38.71	ADX	20.69	16.07	11.94	
%k	44.33	46.95	51.93	-DI	18.37	18.48	19.29	
%d	51.58	54.56	60.59	+DI	23.99	23.38	22.72	
-----Relative Strength-----								
Day	09	14	20	Day	09	14	20	
	48.49	48.80	47.92		12.32%	11.09%	12.44%	



Symbol	Open	High	Low	Last Chge				
LBR - 05/14/98	28700	28850	28500	28510 -350				
-----Moving Average-----								
Day	09	18	40	Day	09	18	40	
	29251	29741	31190			-850	-3180	-2460
-----Stochastic-----								
Day	09	14	20	Day	09	14	20	
to	.61	.49	.24	ADX	44.67	31.40	22.18	
k	13.93	8.41	4.85	-DI	34.20	33.61	32.53	
d	20.31	12.02	7.64	+DI	11.27	13.97	16.66	
-----Relative Strength-----								
Day	09	14	20	Day	09	14	20	
	25.44	30.59	34.66		16.19%	22.74%	21.27%	

