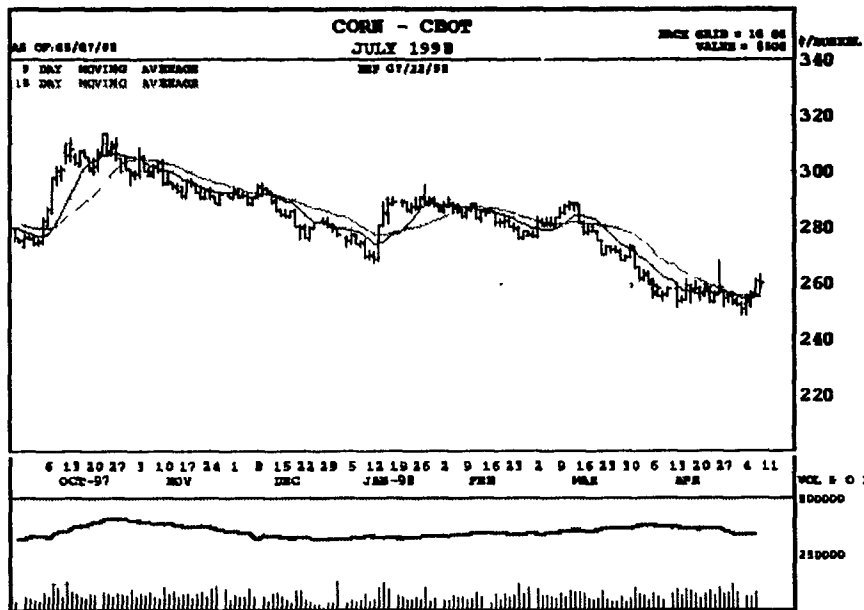


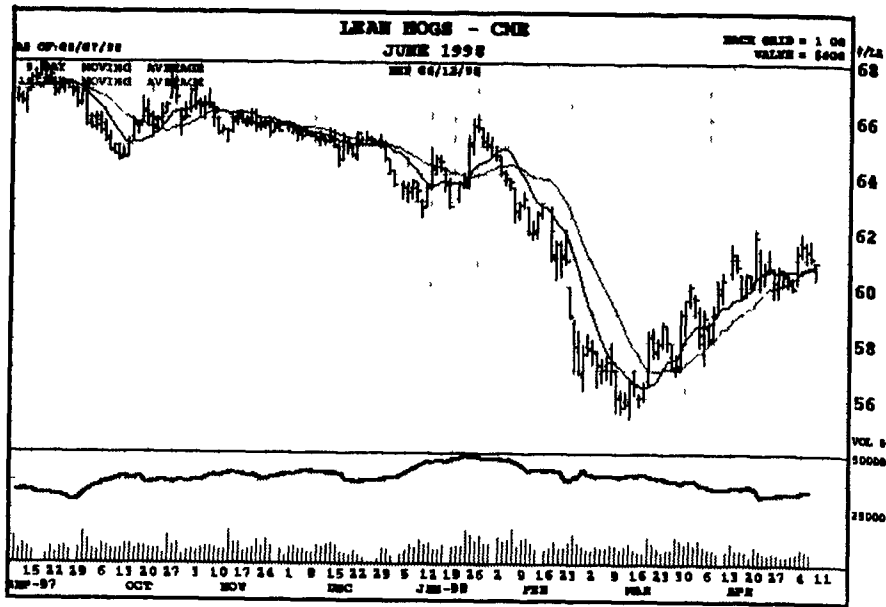
# GRAIN, CATTLE, HOG, MILK, BUTTER, AND CHEESE FUTURES MARKETS

Markets Courtesy Of Chicago Board and Merchantile Exchange  
(Closing bids: Thursday, May 7, 1998)

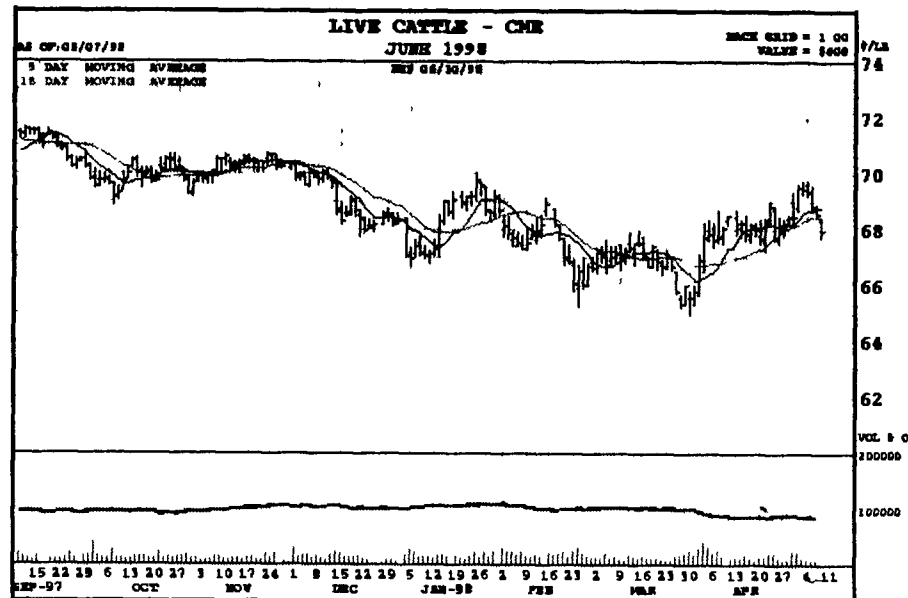


Volume and Open Interest Stochastic Relative Strength

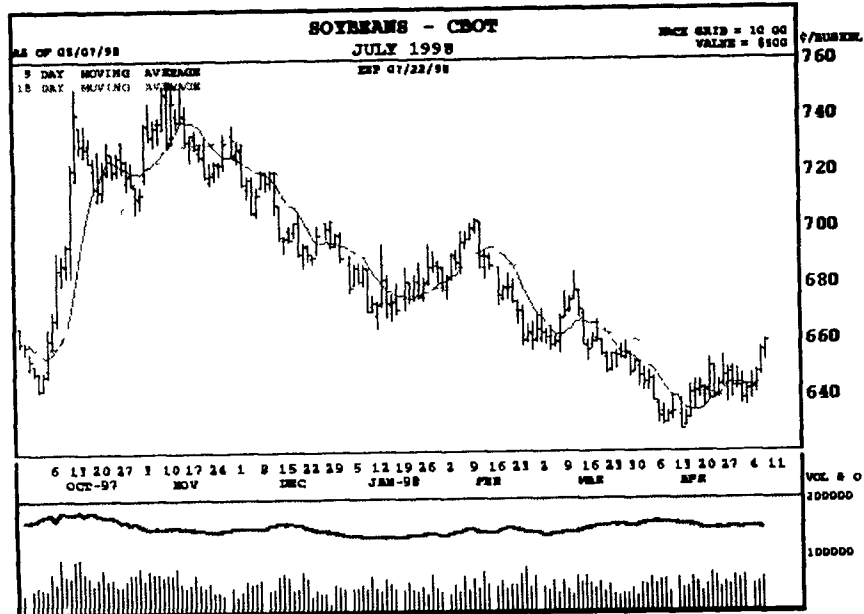
Symbol	Open	High	Low	Last Chge
CN8 - 05/07/98	2606	2632	2570	2602 -6
-----Moving Average-----				
Day	09	18	40	
	2552	2561	2627	
-----Stochastic-----				
Day	09	14	20	
Sto	79.66	60.26	60.26	
%k	52.03	45.79	45.33	
%d	35.80	33.64	32.08	
-----Relative Strength-----				
Day	09	14	20	
	58.40	51.60	47.85	



Symbol	Open	High	Low	Last Chge
LHM8 - 05/07/98	6085	6087	6027	6085 -20
-----Moving Average-----				
ay	09	18	40	
	6077	6063	5936	
-----Stochastic-----				
ay	09	14	20	
to	54.55	53.33	56.42	
k	61.20	59.29	68.54	
d	58.58	58.99	72.30	
-----Relative Strength-----				
ay	09	14	20	
	53.97	54.46	53.58	

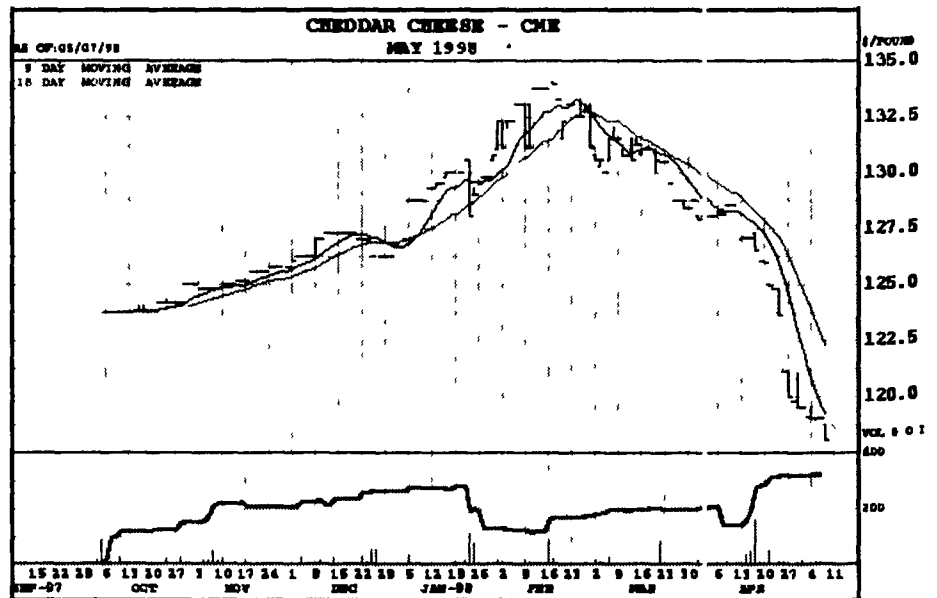


Symbol	Open	High	Low	Last Chge
LCM8 - 05/07/98	6832	6842	6770	6792 -63
-----Moving Average-----				
ay	09	18	40	
	6872	6840	6763	
-----Stochastic-----				
ay	09	14	20	
to	10.89	28.57	28.57	
k	46.13	54.57	56.24	
d	61.38	66.24	71.03	
-----Relative Strength-----				
ay	09	14	20	
	42.30	47.55	49.48	

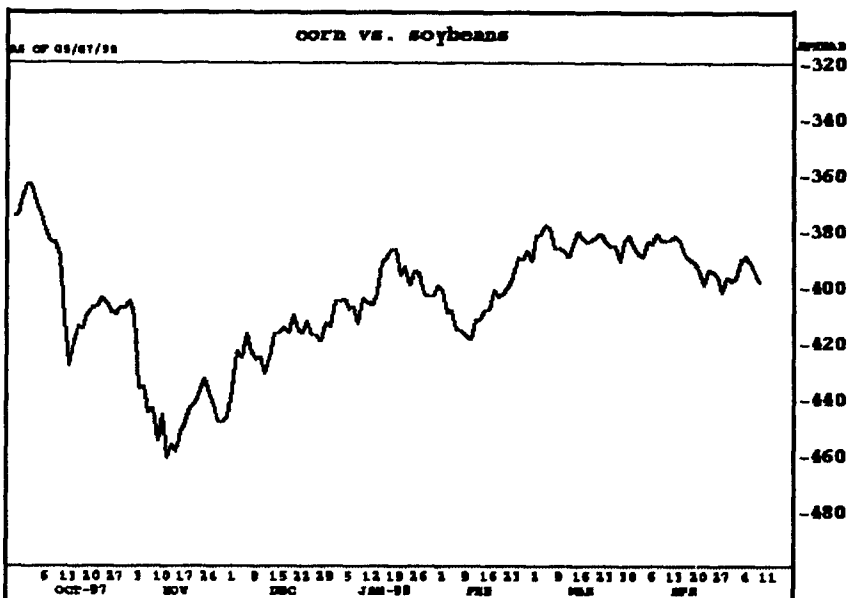


Volume and Open Interest Stochastic Relative Strength

Symbol	Open	High	Low	Last Chge
SN8 - 05/07/98	6560	6596	6524	6590 +30
-----Moving Average-----				
Day	09	18	40	
	6465	6443	6463	
-----Stochastic-----				
Day	09	14	20	
Sto	96.77	96.77	97.64	
%k	73.82	79.14	81.53	
%d	58.05	66.99	68.74	
-----Relative Strength-----				
Day	09	14	20	
	69.75	61.78	56.34	



Symbol	Open	High	Low	Last Chge
CFX8 - 05/07/98	118750	118000	118000	-1000
-----Moving Average-----				
ay	09	18	40	
	119200	122200	126060	
-----Stochastic-----				
ay	09	14	20	
to	.00	.00	.00	
k	1.31	.50	.39	
d	1.11	.46	.36	
-----Relative Strength-----				
ay	09	14	20	
	2.35	6.30	11.69	



(Continued from Page A35)