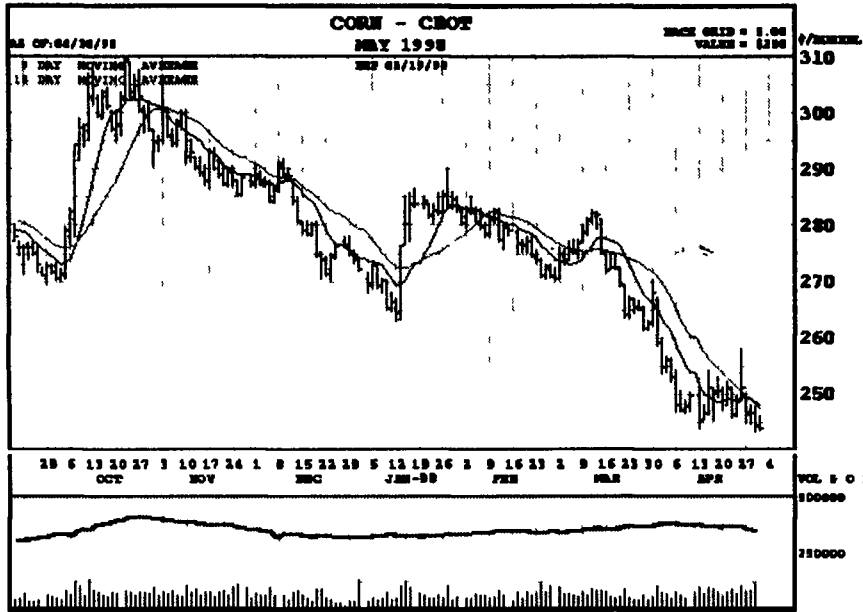


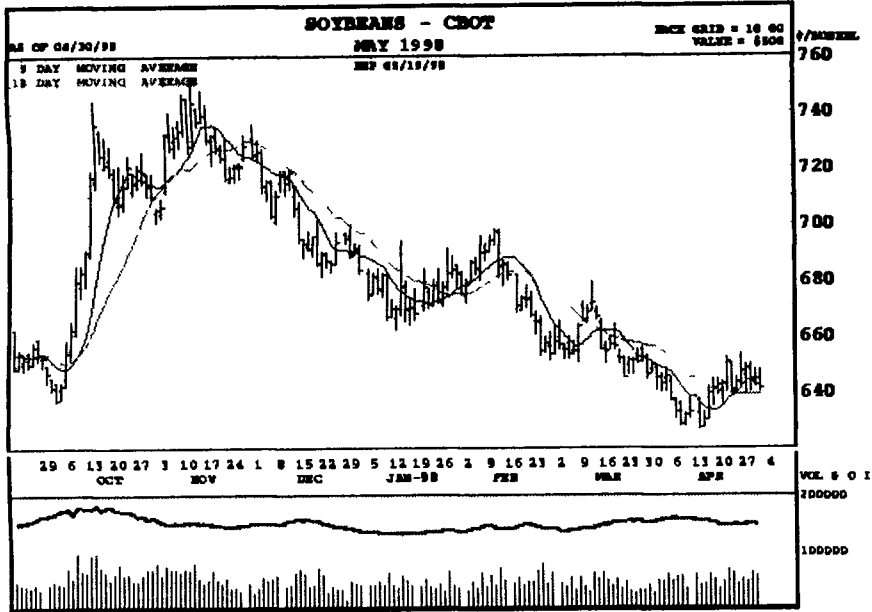
GRAIN, CATTLE, HOG, MILK, BUTTER, AND CHEESE FUTURES MARKETS

Markets Courtesy Of Chicago Board and Merchantile Exchange
(Closing bids: Thursday, April 28, 1998)



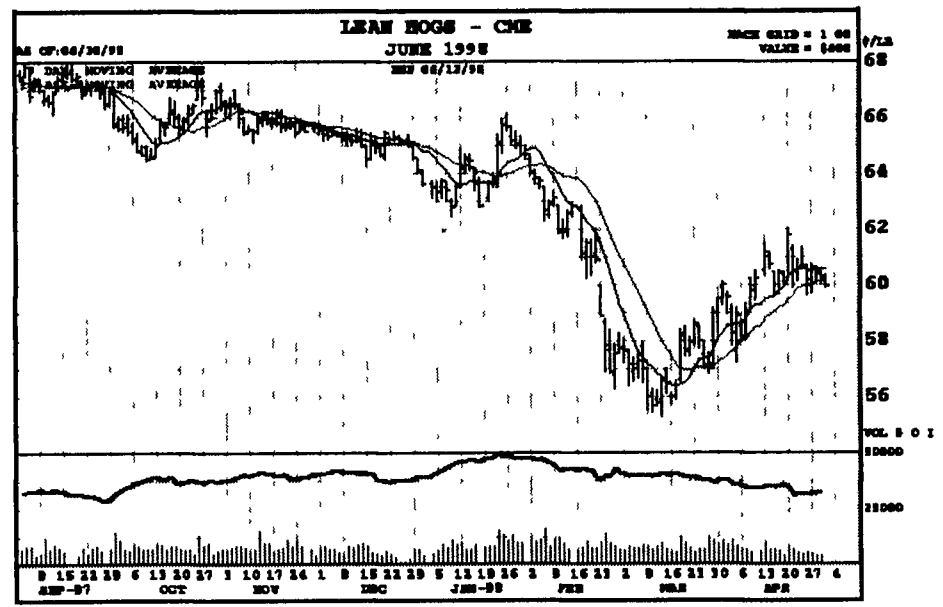
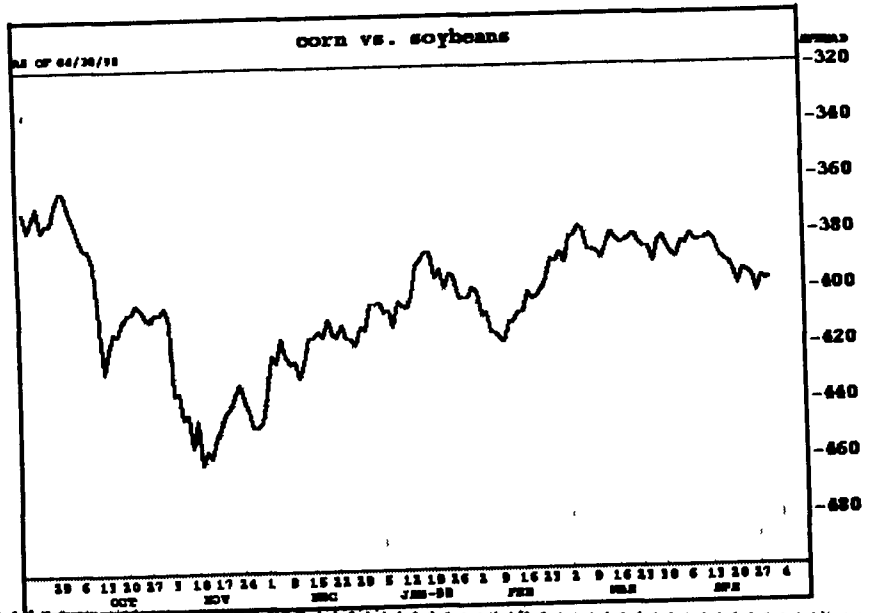
Volume and Open Interest Stochastic Relative Strength

Symbol	Open	High	Low	Last Chge
CS8 - 04/30/98	2440	2460	2434	2436 -4
-----Moving Average-----				
Day	09	18	40	
	2473	2477	2593	
-----Stochastic-----				
Day	09	14	20	
Sto	3.39	3.39	3.39	
%k	14.94	14.52	9.35	
%d	25.78	22.03	13.58	
-----Relative Strength-----				
Day	09	14	20	
	34.42	35.13	35.77	

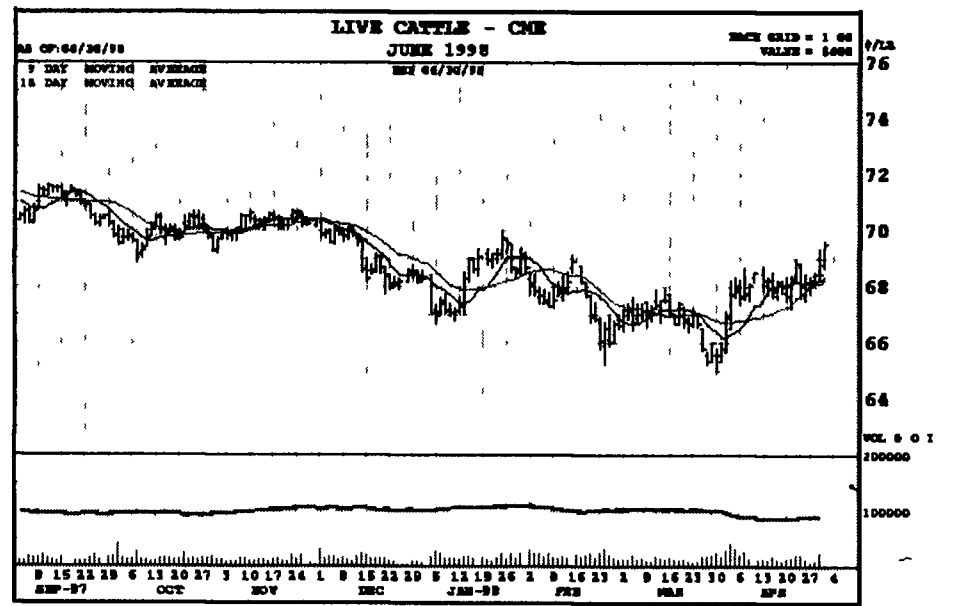


Volume and Open Interest Stochastic Relative Strength

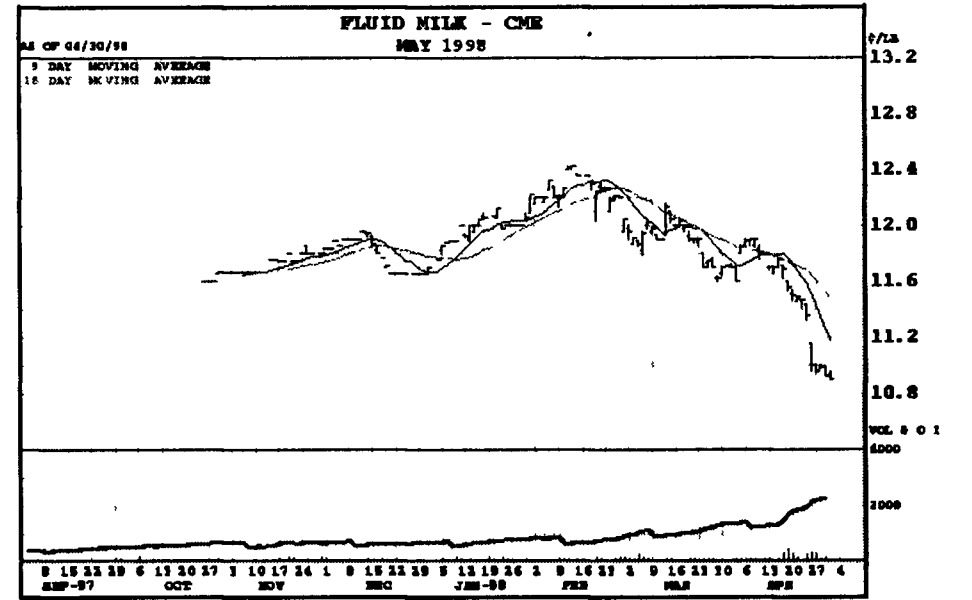
Symbol	Open	High	Low	Last Chge
SK8 - 04/30/98	6424	6480	6404	6412 -12
-----Moving Average-----				
Day	09	18	40	
	6445	6393	6473	
-----Stochastic-----				
Day	09	14	20	
Sto	27.94	54.21	54.21	
%k	45.75	61.90	60.51	
%d	57.32	64.44	60.79	
-----Relative Strength-----				
Day	09	14	20	
	46.95	46.43	45.38	



Symbol	Open	High	Low	Last Chge
LHM8 - 04/30/98	6010	6030	5987	5992 -35
-----Moving Average-----				
Day	09	18	40	
	6053	6021	5875	
-----Stochastic-----				
Day	09	14	20	
%k	14.58	15.29	57.02	
%d	29.54	38.84	64.39	
-----Relative Strength-----				
Day	09	14	20	
	48.07	50.60	50.60	



Symbol	Open	High	Low	Last Chge
LCH8 - 04/30/98	6875	6960	6862	6950 +110
-----Moving Average-----				
Day	09	18	40	
	6835	6818	6742	
-----Stochastic-----				
Day	09	14	20	
%k	95.83	95.83	96.77	
%d	63.22	67.93	83.06	
-----Relative Strength-----				
Day	09	14	20	
	69.66	64.91	61.40	



Symbol	Open	High	Low	Last Chge
BKKS - 04/30/98	1092	1095	1089	1090 -2
-----Moving Average-----				
Day	09	18	40	
	1117	1146	1168	
-----Stochastic-----				
Day	09	14	20	
%k	1.56	1.16	.99	
%d	3.45	2.97	2.71	
-----Relative Strength-----				
Day	09	14	20	
	13.75	19.41	24.10	