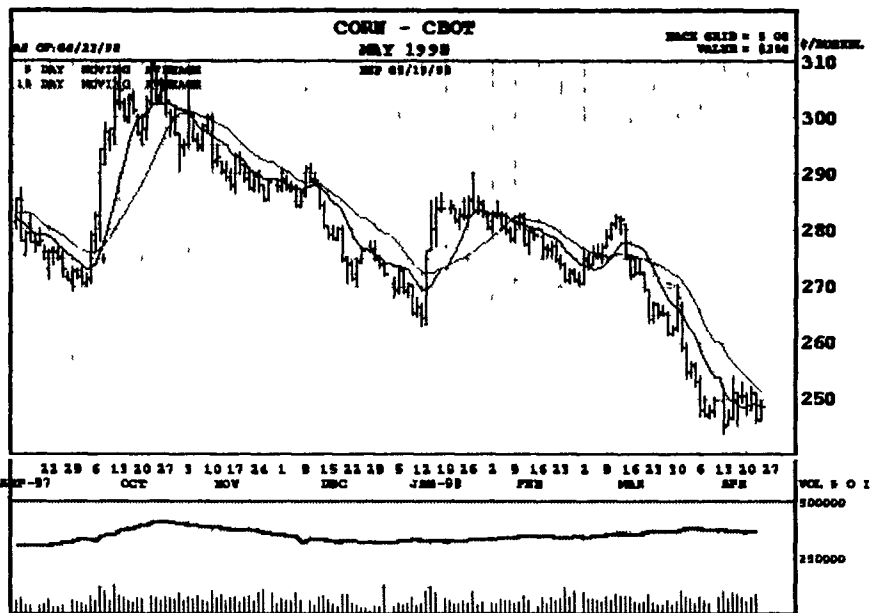


GRAIN, CATTLE, HOG, MILK, BUTTER, AND CHEESE

FUTURES MARKETS

Markets Courtesy Of Chicago Board and Merchants Exchange
(Closing bids: Thursday, April 21, 1998)



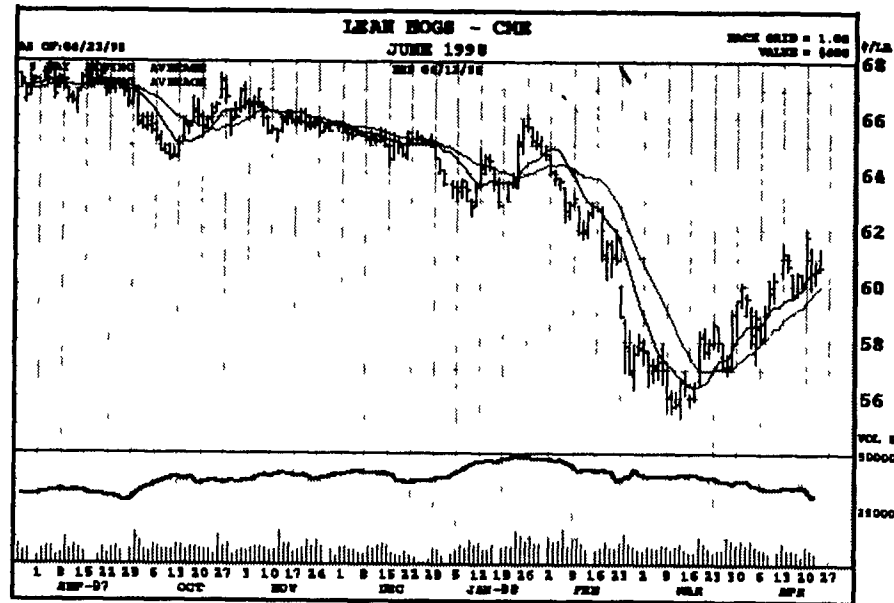
Volume and Open Interest Stochastic Relative Strength

Symbol: CORN - 04/23/98, Open: 2860, High: 2994, Low: 2860, Last Chge: +22

Moving Average: Day 09 (2486), 18 (2511), 40 (2625); Momentum: Day 09 (-10), 18 (-136), 40 (-240)

Stochastic: Day 09 (46.34), 14 (38.00), 20 (18.10); Directional Indicator: Day 09 (29.09), 14 (30.70), 20 (26.40)

Relative Strength: Day 09 (41.28), 14 (38.86), 20 (38.26); Historic Volatility: Day 09 (18.55%), 14 (17.90%), 20 (21.58%)

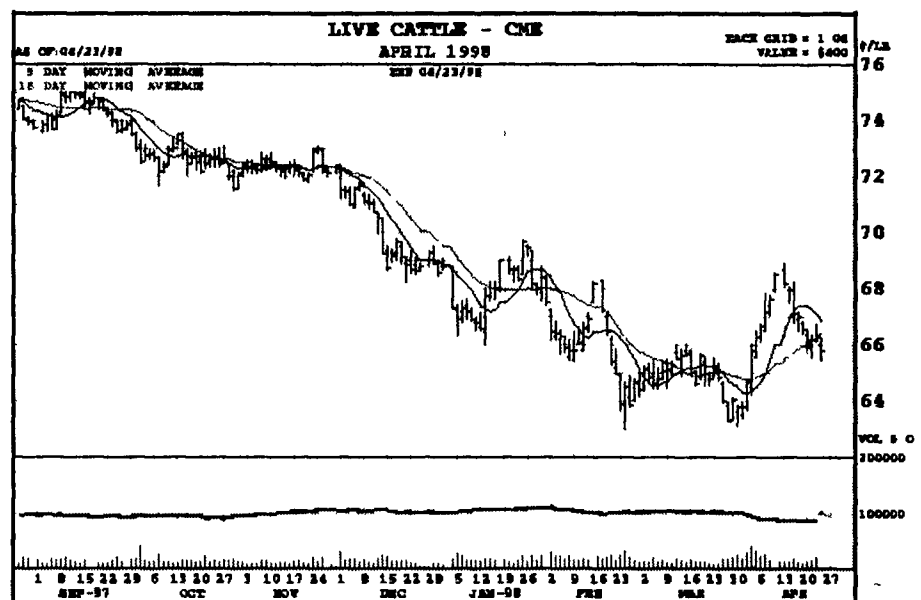


Symbol: LHM - 04/23/98, Open: 6065, High: 6130, Low: 6052, Last Chge: +12

Moving Average: Day 09 (6059), 18 (5992), 40 (5839); Momentum: Day 09 (+45), 18 (+172), 40 (+380)

Stochastic: Day 09 (46.28), 14 (72.75), 20 (74.85); Directional Indicator: Day 09 (27.72), 14 (21.13), 20 (18.17)

Relative Strength: Day 09 (56.22), 14 (55.61), 20 (53.96); Historic Volatility: Day 09 (24.52%), 14 (22.40%), 20 (23.50%)

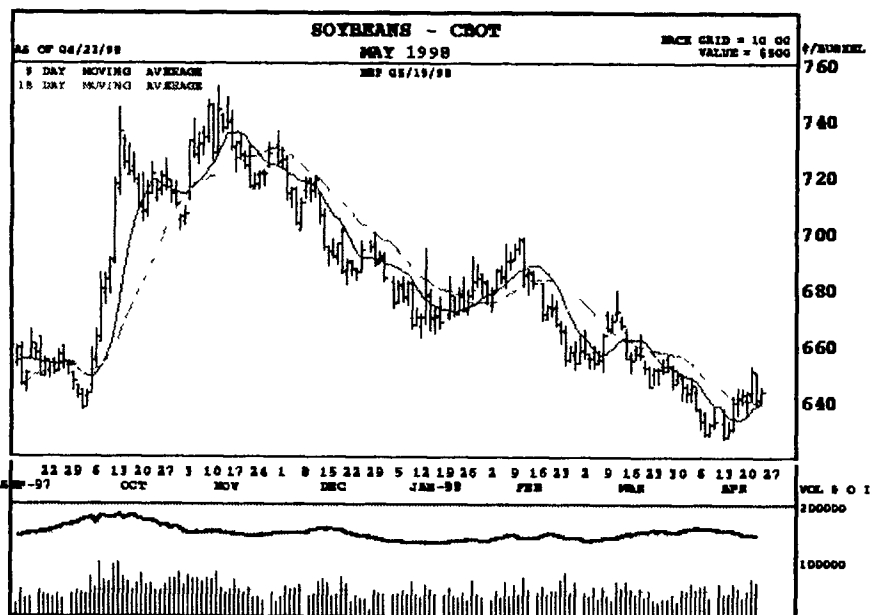


Symbol: LCB - 04/23/98, Open: 6600, High: 6620, Low: 6542, Last Chge: -48

Moving Average: Day 09 (6677), 18 (6638), 40 (6553); Momentum: Day 09 (-270), 18 (+174), 40 (+195)

Stochastic: Day 09 (10.20), 14 (10.20), 20 (46.43); Directional Indicator: Day 09 (23.10), 14 (20.00), 20 (18.24)

Relative Strength: Day 09 (41.42), 14 (46.71), 20 (48.03); Historic Volatility: Day 09 (6.32%), 14 (11.10%), 20 (13.31%)



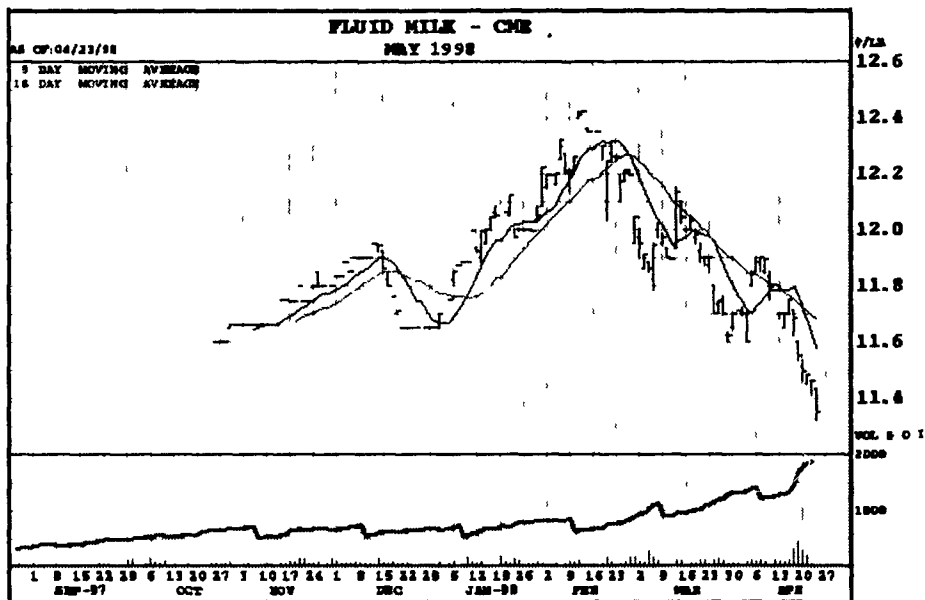
Volume and Open Interest Stochastic Relative Strength

Symbol: SB - 04/23/98, Open: 6404, High: 6452, Low: 6396, Last Chge: +26

Moving Average: Day 09 (6397), 18 (6392), 40 (6486); Momentum: Day 09 (+104), 18 (-26), 40 (-136)

Stochastic: Day 09 (65.05), 14 (65.05), 20 (55.37); Directional Indicator: Day 09 (22.95), 14 (17.26), 20 (13.59)

Relative Strength: Day 09 (52.27), 14 (48.85), 20 (46.61); Historic Volatility: Day 09 (14.01%), 14 (13.63%), 20 (12.50%)



Symbol: BKM - 04/23/98, Open: 1143, High: 1143, Low: 1132, Last Chge: -11

Moving Average: Day 09 (1157), 18 (1167), 40 (1181); Momentum: Day 09 (-44), 18 (-27), 40 (-86)

Stochastic: Day 09 (6.98), 14 (5.17), 20 (5.17); Directional Indicator: Day 09 (36.72), 14 (28.98), 20 (24.95)

Relative Strength: Day 09 (21.55), 14 (27.96), 20 (32.12); Historic Volatility: Day 09 (7.20%), 14 (12.25%), 20 (11.18%)

