

Tub Grinder: PTO 8' tub, tandem axle, good, \$7,800. (814)467-8839.

Tuff-line 6' tandem disc harrow, 16" blades, used once, still has paint on discs, fits Cat-1, 3pth. Paid \$750, sell for \$550. Chester County, (610)827-7244.

TWIN RAKE HITCH NH old style. \$200. 410-833-9091

Vandale TMR mixer for sale, \$4,000 OBO. (717)862-1815.

Vermeer new and used round balers, R23 twin rake, wheel rakes, tedders, wrappers, finish cultivators. NH 846 & 847 balers, corn pickers. C.W. Neiderhiser Sales, (724)423-4076 or (800)715-5586.

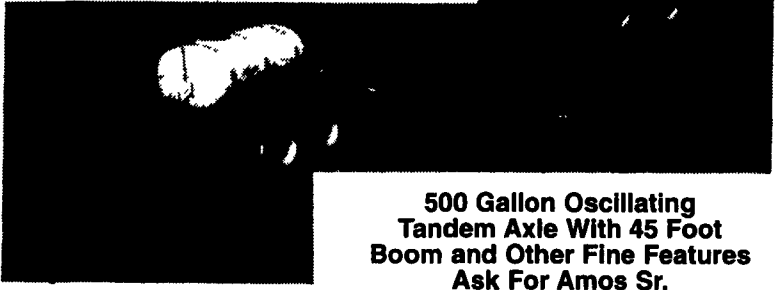
WANTED: Old motorcycles, minibikes, scooters, ATVs, etc. Private collector. 610/692-6079.

WANTED TO BUY: Scrap metal. Highest price paid. 717-284-2800 Lancaster Co.

White 5400 no-till 4R air planter, dry fertilizer, monitor. 60 bushel Fissler TMR cart. Both good condition. 814-349-8031

Crop Spraying Made Easy! Binkley & Hurst Bros. Offers A New Sprayer In Stock

Ready For Delivery By **Demco Manufacturing**



500 Gallon Oscillating Tandem Axle With 45 Foot Boom and Other Fine Features Ask For Amos Sr.

BINKLEY-HURST BROS. INC.


133 Rothsville Station Rd. P.O. Box 0395, Lititz, PA 17543-0395 (717) 626-4705 1-800-414-4705

Fax 717-626-0996





Meyer 4600

New 18' Variable Speed Drive IN STOCK at Binkley & Hurst



- Fastest and most efficient unloading forage box on the market!
- Variable speeds up to 17 feet per minute on the main apron - More speed selections than any other forage box!
- New and improved all steel design
- New extended warranty on Gear Box, apron chains and floor.

The 4600 frame features a bolted construction. The 1/2" bolts and lock nuts fasten the cross members to the main stringers every 24". You won't find any sheet metal in the Meyer frame.



Low Maintenance - Easy Access
All roller chains have automatic nylon tighteners and all sealed bearings pictured are relub bearings for your convenience. Variable speed sheaves have new 1/2" drive pins not 3/8"

BINKLEY-HURST BROS. INC.

133 Rothsville Station Rd. P.O. Box 0395, Lititz, PA 17543-0395 (717) 626-4705 1-800-414-4705

Fax 717-626-0996



New Rhino 3 Pt. Disc Mower In Stock At Binkley & Hurst Bros., Inc. For Quick Availability 5 Disc 83" Cutting Width



Rhino disc mowers feature an easy access cutterbar. The innovative design of the cutterbar allows access to the disc spindle shaft and gear module without disassembly of the entire cutterbar reducing maintenance costs and down-time. The hardened rock guards are designed to help protect the entire leading edge of the cutterbar from damage and, along with the skid shoes are easily replaceable. A heavy-duty CAT III & CAT II offset three-point hitch made of 4"x6" thick-wall tubing is standard to provide dependable service. A safety breakaway system is built in to provide mainframe protection against sudden impacts when mowing. With 5" of blade overlap and blade tip speed of 15,814 RPM Rhino disc mowers provide a clean, smooth cut. Rugged construction and high performance are two reasons Rhino disc mower are the ideal choice for fast, efficient grass mowing.

5' - 7' and 8' Models In Stock Rotary Mowers



A Tough and Economical Cutter!
72" Cut, 540 RPM, Cat 4 Shielded Driveline, Shear Bolt or Slip Clutch Protection, 60 HP Gearbox, Pan Blade Carrier, Updraft Blades, Cat I Three-Point Hitch, 10-Gauge Deck, 10-Ga x8" Side Skirts, Rated for 1" Diameter Material, Safety Deflectors Standard

Buy Quality Rhino From Binkley & Hurst Bros. Inc.

Our 3 Pt. Blades Work In Scraping, Grading Applications
Our Rotary Cutters Work Good In Stalk Shredding and All-Around Mowing And Property Maintenance Applications.

TW120

Rhino Cutters In Stock
Performance and Durability for Larger Acreages! 120" Cut, 120 HP Center Gearbox, 100 Hp Outboard Gearboxes, Pan Blade Carriers, Updraft Blades, Cat 4 Driveline with Slip Clutch Protection, 540 Lift or Pull-Type, 10-Gauge Deck, 1/4"x10" Side Skirts, Replaceable Skid Shoes, Rated for 2" Diameter Material, Safety Deflectors Standard

2500 BLADE

(2WD, 255 PTO HP TRACTORS MAX.)

In Stock!

The 2500 blade is available in widths of 10' and 12' and features a massive CAT II-III three-point hitch and quick-hitch. The 12' model is rated for up to 175 PTO HP wheel-type tractors. Hydraulic adjustment of the mainframe swing, moldboard angle, and moldboard tilt is standard for easier operation. The 2500 blade features a maximum of 46" of offset for working hard-to-reach areas. The boxed-section, reinforced 1/2" x 20" moldboard, 4-1/2" solid steel kingpin, and massive hitch and mainframe ensure years of dependable service. Skid shoes, quick-tach end plates, and dual gauge wheels are optional equipment adding to the many possible uses of the 2500 blade.

1540

A Heavy-Duty Blade for Heavy-Duty Work!
8' or 10' Moldboard Rated for 190 and 160 PTO HP Tractors, Respectively; Hydraulic or Manual Mainframe Swing, Moldboard Pivot, and Moldboard Tilt; 37" Maximum Offset; 4" Kingpin, CAT II, III Three-Point Hitch and Quick Coupler, 1/2"x18" Moldboard, 1/2"x6" Replaceable Cutting Edge, 1447-1618 Lbs., End Plates, Skid Shoes, Gauge Wheel Optional

IN STOCK AT BINKLEY & HURST NOW!

3 Pt. 5 Foot Rake In Stock

Without Gauge Wheels **Only \$489.00**

TW96

Medium-Duty Cutter with Heavy-Duty Features!
96 Cut 120 HP Center Gearbox 90 HP Outboard Gearboxes Pan Blade Carriers Updraft Blades Cat 4 Driveline Slip Clutch Protection Lift or Pull-Type 540 or 1000 RPM Replaceable Skid Shoes Rated for 2 Diameter Material Safety Deflectors Standard

Quality 3 Pt. Post Hole Diggers With Augers

Double Flighting and Slip Clutch 12" Augers

Quality

The Rhino SE8 and SE10 are economical rotary mowers designed to help maintain larger acreages of grass, weeds, stalks, or material up to 1" in diameter.

The streamlined, close coupled design allows economical operation on tractors as small as 30 horsepower on the SE8 and 45 horsepower on the SE10. The 85 HP center gearbox and 60 HP outboard gearboxes are protected from sudden shockloads by a slip clutch on the main driveline and torque dampeners on the side driveshalts. Pan blade carriers help the unit glide over field obstacles and updraft blades with a 4 blade overlap provide a clean cut. The SE8 is available as a 540 RPM unit with either a CAT II lift or clevis pull type hitch to fit a range of tractors. The SE10 is available with either a heavy-duty CAT II III Q H or pull type hitch for 540 or 1000 RPM tractors. The 10 gauge deck is reinforced front-to-rear and side to side for optimum strength. The Cat 4 main driveline and all gearboxes are fully-shielded for greater operator safety. Front and rear safety deflectors are standard equipment to help reduce the risk of damage or injury due to thrown objects. Front and rear chain guards are optional equipment. Compare and you will see why the Rhino SE8 and SE10 are excellent choices for economical wide cut mowers.

SE8 SE10 In Stock

CY72

Extra Tough Cutter for Extra Tough Cutting Jobs!
72 Cut 540 or 1000 RPM CAT II Heavy-Duty Three-Point Hitch 140 HP Rhino-Built Gearbox (1000 RPM) Cat 4 Shielded Driveline Slip Clutch Protection Heavy Duty Pan Blade Carrier 3/16" Deck 1/4 x9 Side Skirts 1/2 x4 Updraft or Flat Blades Rated for 4 Diameter Material Safety Deflectors Standard

SE's 300 Series

The 300 Series blade is available in 5, 6' and 7' widths and is rated for 2 wheel drive tractors up to 35 HP. A CAT I hitch is standard. The 1/4 x 14 moldboard can be offset 12" left or right and features a replaceable 1/2 x 6 cutting edge. The moldboard can be pivoted 360° and tilted up or down easily by relocating the index pins. The kingpin is 2 7/8 diameter thick-wall tubing for years of service. The 300 series is ideal for small farm applications: residential road maintenance, landscaping, ranching jobs.

ST Tiller

Setting Standards For Performance and Durability!
40 47 55 63 and 70 Tilling Widths Shear Bolt Driveline and Chain Rotor Drive (40 47 and 55) Slip Clutch and Gear Rotor Drive (63 and 70) Four Knives per Flange Adjustable Skid Shoes Adjustable Rear Deflector Double-Lug Lower Three Point Hitch 540 RPM Cast Gearbox Rear Shield Standard

Check For Sizes In Stock

900 BLADE

(2WD, 125 PTO HP Tractors Max.)

8 Foot IN STOCK

End Plates are Optional Equipment

The 900 blade is available in widths of 7', 8', and 9' and features a heavy-duty CAT I-II three-point hitch and CAT 11 quick-hitch. The 9' model is rated for up to 95 PTO HP wheel-type tractors. Mainframe swing, moldboard angle, and moldboard tilt adjustments are easily made by relocating the index pins manually. Maximum offset from the center line of the tractor is 30" for working outside dual wheels. The 900 blade features a 3" diameter solid steel kingpin and a reinforced 3/8" x 17" moldboard to withstand the horsepower of larger tractors. The circular moldboard carrier plate allows adjustments throughout the full 360 degrees of moldboard angle to help accomplish numerous jobs easily. The quick-tach end plates are a helpful feature when trying to move or level bulk material, including loose soil or gravel. Skid shoes, quick-tach end plates, CAT II quick coupler bushings, and a gauge wheel are optional equipment.

950

A Very Durable and Versatile Blade!
7' or 8' Moldboards Rated for 125 PTO HP Maximum 9 Moldboard Rated for 95 PTO HP Maximum Hydraulic or Manual Mainframe Swing Moldboard Pivot and Moldboard Tilt 30 Maximum Offset, 3" Kingpin CAT I II Three-Point Hitch and Quick Coupler 3/8 x 17 Moldboard 1/2 x 6 Replaceable Cutting Edge 817-983 Lbs End Plates Skid Shoes Gauge Wheel Optional

500 Series

The productivity and versatility of the 500 Series blade has been proven in the field time after time for over 25 years. The 500 is available in 6', 7' and 8' widths and is rated for 2 wheel drive tractors up to 65 HP. The 500 moldboard can be offset left or right up to 23" pivoted 360° or tilted up or down 15° by simply relocating index pins. The 2 diameter solid steel kingpin is machined to exacting tolerances to deliver dependable performance year after year. Quick attach end plates and skid shoes are optional equipment to help add to the versatility of the 500 series blade. The 500 is ideal for farm, ranch and landscaping applications including ditch digging, farm road maintenance, snow removal, terrace repair, material leveling, and cleaning out feed lots.

BINKLEY-HURST BROS. INC.

133 Rothsville Station Rd. P.O. Box 0395 Lititz, PA 17543-0395 (717) 626-4705 1-800-414-4705

