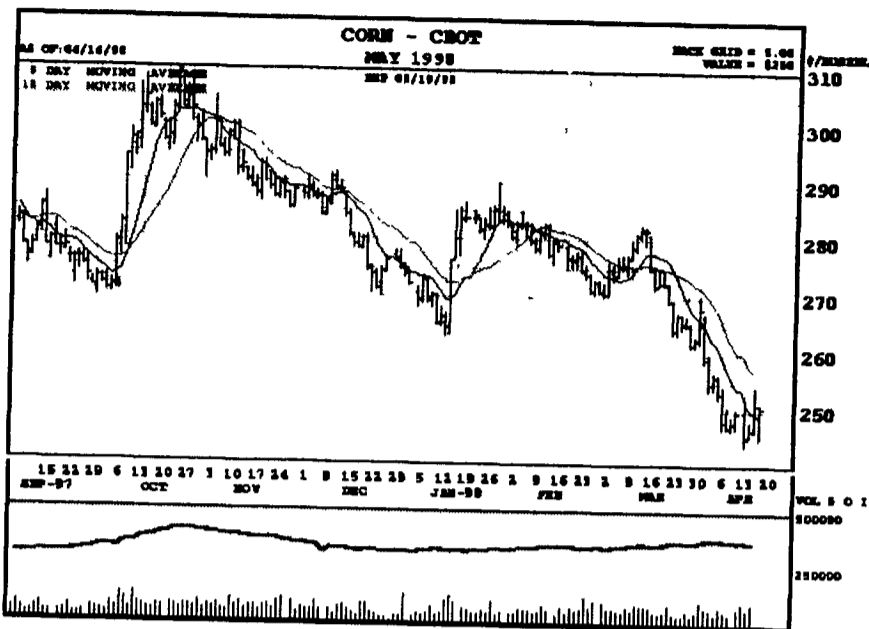


# GRAIN, CATTLE, HOG, MILK, BUTTER, AND CHEESE FUTURES MARKETS

Markets Courtesy Of Chicago Board and Merchantile Exchange  
(Closing bids: Thursday, April 14, 1998)



Volume and Open Interest Stochastic Relative Strength

Symbol	Open	High	Low	Last Chge
CK8 - 04/16/98	2510	2510	2450	2504 -4

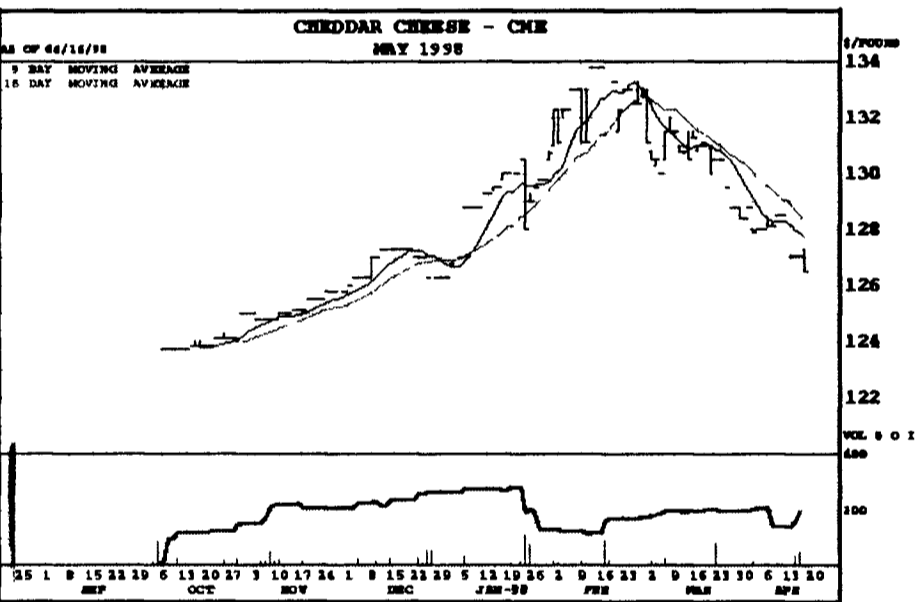
---Moving Average---			---Momentum---				
Day	09	18	40	Day	09	18	40
ay	2486	2553	2656	Day	09	-54	-134

---Stochastic---			---Directional Indicator---				
Day	09	14	20	Day	09	14	20
to	54.00	25.71	23.68	ADX	40.75	35.19	27.45
k	35.45	18.32	15.98	-DI	26.11	28.32	28.87
d	21.66	12.60	10.59	+DI	18.83	17.49	17.17

---Relative Strength---			---Historic Volatility---				
Day	09	14	20	Day	09	14	20
ay	40.40	37.65	37.38	Day	09	18.42%	23.31%



Symbol	Open	High	Low	Last Chge
CFK8 - 04/16/98	127250	127250	126500	126500 -550

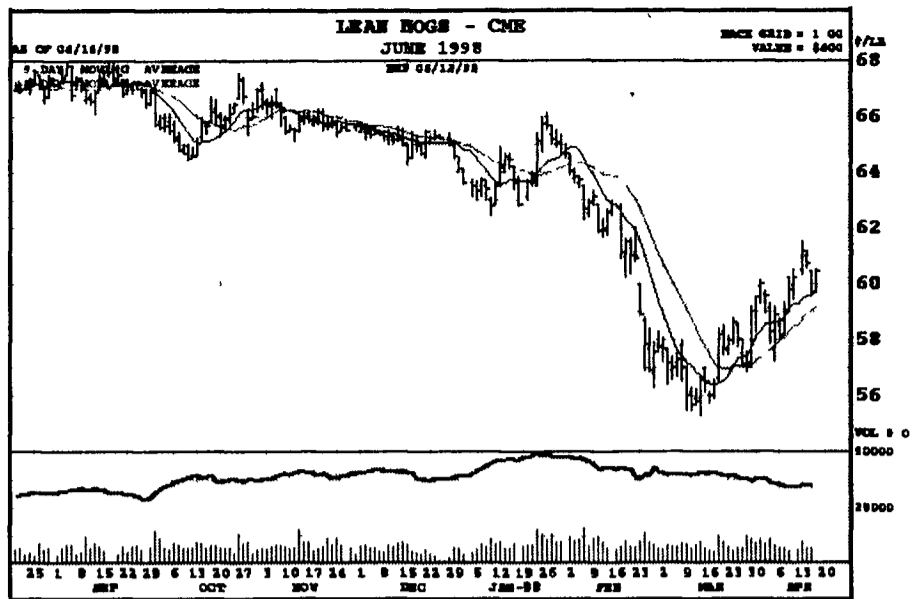
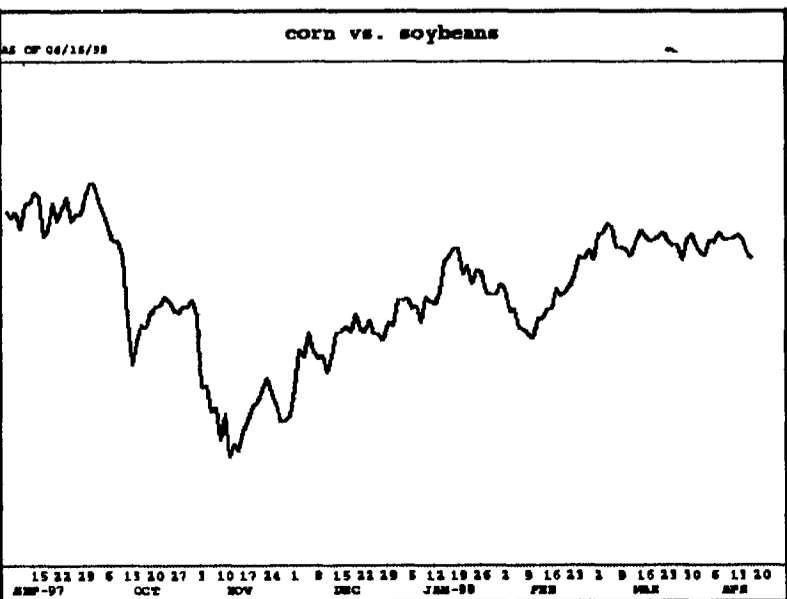
---Moving Average---			---Momentum---				
Day	09	18	40	Day	09	18	40
ay	127650	128204	129937	Day	09	-1500	-3975

---Stochastic---			---Directional Indicator---				
Day	09	14	20	Day	09	14	20
to	.00	.00	.00	ADX	48.07	35.14	27.40
k	11.05	4.54	3.02	-DI	70.82	64.65	58.86
d	19.94	7.64	5.43	+DI	14.10	18.94	23.04

---Relative Strength---			---Historic Volatility---				
Day	09	14	20	Day	09	14	20
ay	18.87	25.12	31.07	Day	09	6.32%	6.05%



Symbol	Open	High	Low	Last Chge
LH8 - 04/16/98	5972	6045	5965	6040 +78

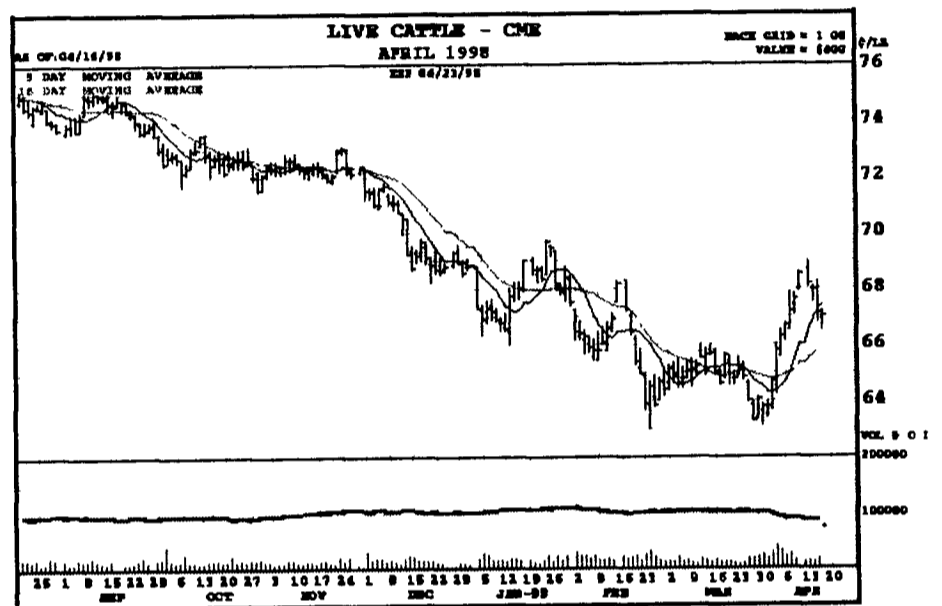
---Moving Average---			---Momentum---				
Day	09	18	40	Day	09	18	40
ay	5977	5915	5819	Day	09	+215	+250

---Stochastic---			---Directional Indicator---				
Day	09	14	20	Day	09	14	20
to	75.29	76.40	77.42	ADX	24.69	20.00	18.94
k	74.60	76.52	78.81	-DI	20.05	20.85	22.31
d	75.87	78.16	81.26	+DI	27.10	26.47	25.23

---Relative Strength---			---Historic Volatility---				
Day	09	14	20	Day	09	14	20
ay	58.61	56.67	54.15	Day	09	19.86%	23.22%



Symbol	Open	High	Low	Last Chge
LC8 - 04/16/98	6685	6715	6645	6697 -13

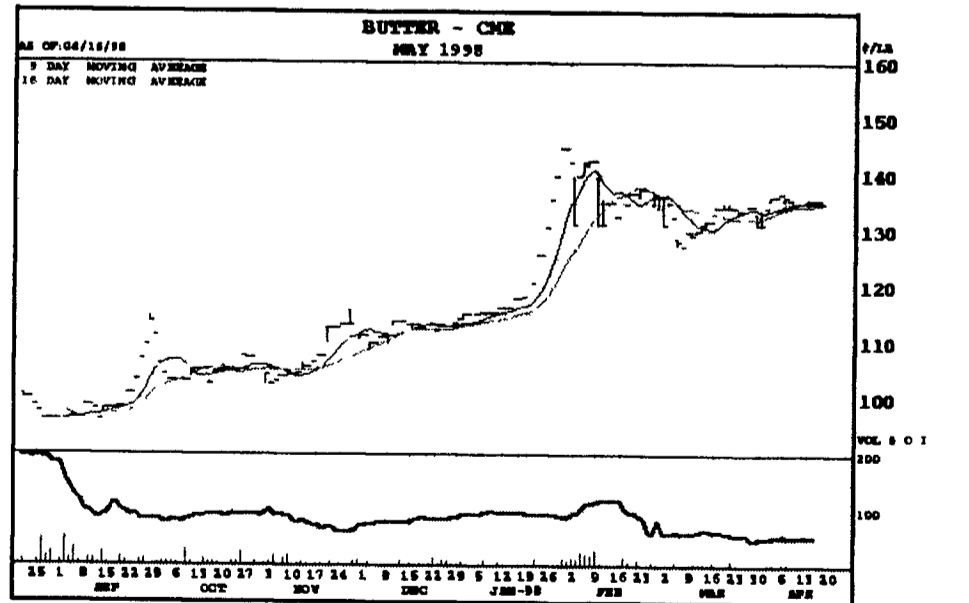
---Moving Average---			---Momentum---				
Day	09	18	40	Day	09	18	40
ay	6736	6585	6532	Day	09	+122	+220

---Stochastic---			---Directional Indicator---				
Day	09	14	20	Day	09	14	20
to	43.54	67.30	67.30	ADX	34.70	26.60	22.49
k	66.84	76.63	76.66	-DI	23.88	23.10	23.54
d	76.79	80.56	80.73	+DI	30.83	29.97	28.00

---Relative Strength---			---Historic Volatility---				
Day	09	14	20	Day	09	14	20
ay	56.49	56.58	54.77	Day	09	11.95%	13.17%



Symbol	Open	High	Low	Last Chge
BUK8 - 04/16/98	135000	135000	135000	135000 unch

---Moving Average---			---Momentum---				
Day	09	18	40	Day	09	18	40
ay	135328	134533	133716	Day	09	-1000	+1000

---Stochastic---			---Directional Indicator---				
Day	09	14	20	Day	09	14	20
to	.00	62.50	62.50	ADX	10.42	10.23	13.11
k	17.60	64.39	65.81	-DI	30.65	31.43	31.89
d	37.08	68.12	71.09	+DI	32.95	34.81	36.93

---Relative Strength---			---Historic Volatility---				
Day	09	14	20	Day	09	14	20
ay	54.66	54.48	54.74	Day	09	3.68%	15.50%