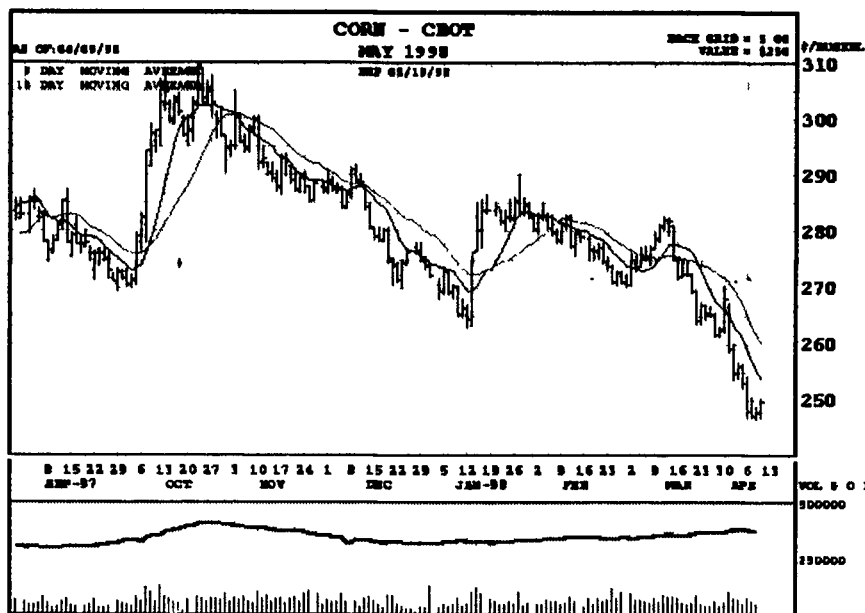


GRAIN, CATTLE, HOG, MILK, BUTTER, AND CHEESE FUTURES MARKETS

Markets Courtesy Of Chicago Board and Merchantile Exchange
(Closing bids: Thursday, April 9, 1998)



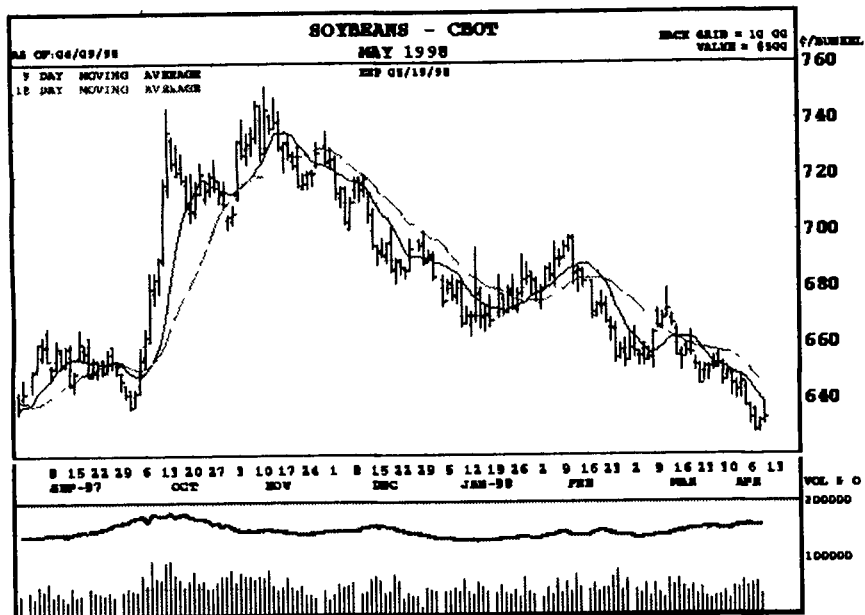
Volume and Open Interest Stochastic Relative Strength

Symbol	Open	High	Low	Last Chge
CK8 - 04/09/98	2480	2500	2466	2494 +16

-----Moving Average-----			-----Momentum-----				
Day	09	18	40	Day	09	18	40
	2535	2601	2686		-126	-222	-276

-----Stochastic-----			-----Directional Indicator-----				
Day	09	14	20	Day	09	14	20
Sto	12.77	12.77	8.70	ADX	45.96	35.25	26.02
%k	8.25	7.55	5.44	-DI	34.19	33.97	32.79
%d	8.45	6.87	5.59	+DI	12.31	13.17	14.22

-----Relative Strength-----			-----Historic Volatility-----				
Day	09	14	20	Day	09	14	20
	29.93	30.92	32.85		24.89%	21.55%	20.50%



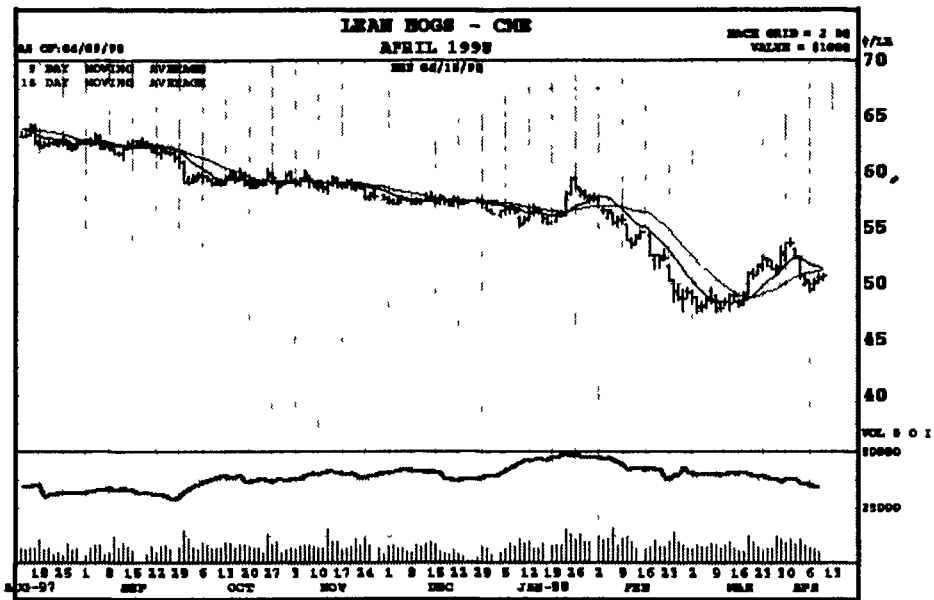
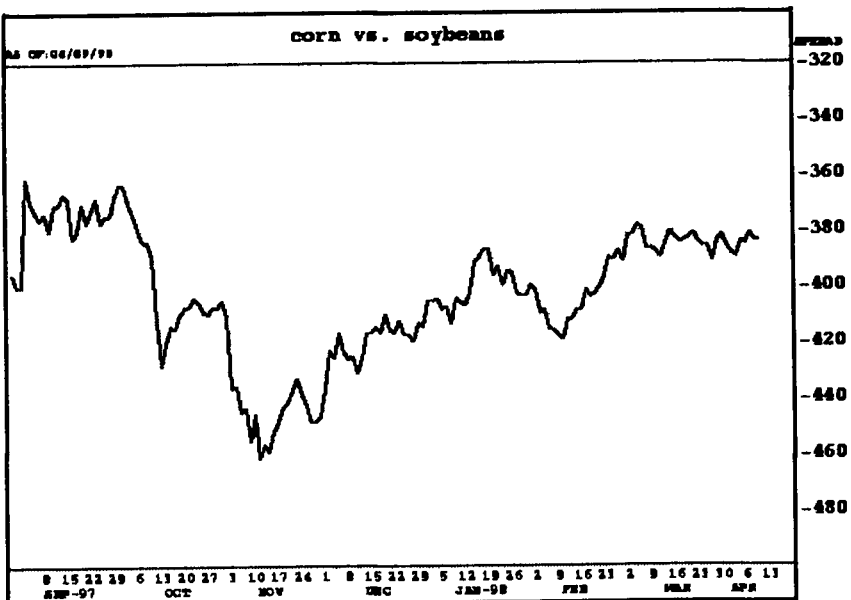
Volume and Open Interest Stochastic Relative Strength

Symbol	Open	High	Low	Last Chge
SK8 - 04/09/98	6316	6384	6310	6330 +12

-----Moving Average-----			-----Momentum-----				
Day	09	18	40	Day	09	18	40
	6385	6450	6554		-132	-214	-516

-----Stochastic-----			-----Directional Indicator-----				
Day	09	14	20	Day	09	14	20
Sto	22.22	17.24	13.33	ADX	33.51	22.97	16.16
%k	15.22	11.75	8.65	-DI	29.47	29.17	28.08
%d	14.84	10.68	7.98	+DI	17.68	17.76	18.42

-----Relative Strength-----			-----Historic Volatility-----				
Day	09	14	20	Day	09	14	20
	32.63	34.07	35.94		10.03%	10.16%	10.79%

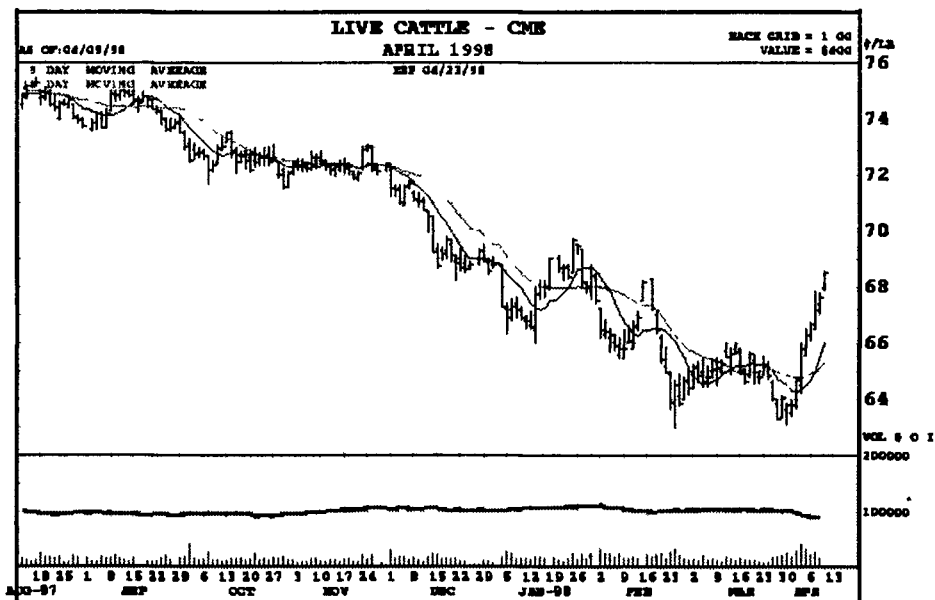


Symbol	Open	High	Low	Last Chge
LH78 - 04/09/98	5047	5072	5020	5067 +30

-----Moving Average-----			-----Momentum-----				
Day	09	18	40	Day	09	18	40
	5118	5121	5038		-206	+265	-278

-----Stochastic-----			-----Directional Indicator-----				
Day	09	14	20	Day	09	14	20
Sto	29.89	29.89	46.29	ADX	25.62	21.46	19.72
%k	25.53	30.29	46.09	-DI	29.92	29.11	29.18
%d	31.87	40.80	52.35	+DI	25.52	25.50	24.66

-----Relative Strength-----			-----Historic Volatility-----				
Day	09	14	20	Day	09	14	20
	48.60	48.39	47.22		25.11%	25.05%	27.14%

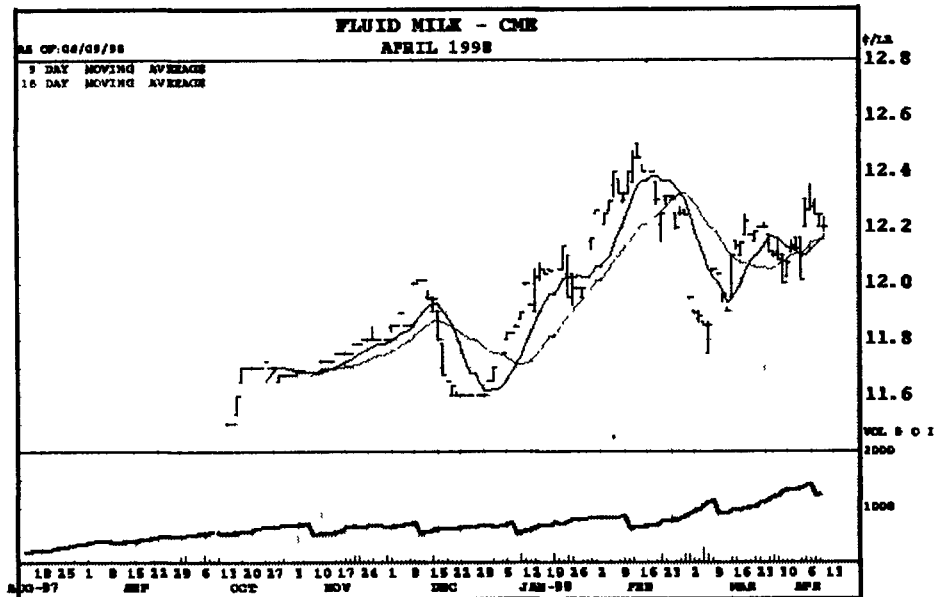


Symbol	Open	High	Low	Last Chge
LC78 - 04/09/98	6790	6855	6785	6847 +87

-----Moving Average-----			-----Momentum-----				
Day	09	18	40	Day	09	18	40
	6600	6528	6528		+444	+352	+195

-----Stochastic-----			-----Directional Indicator-----				
Day	09	14	20	Day	09	14	20
Sto	98.53	98.53	98.53	ADX	35.89	26.72	23.55
%k	89.97	89.56	89.71	-DI	10.72	15.29	18.48
%d	78.22	77.32	77.99	+DI	45.08	37.82	32.72

-----Relative Strength-----			-----Historic Volatility-----				
Day	09	14	20	Day	09	14	20
	79.24	70.34	63.88		10.12%	14.32%	14.80%



Symbol	Open	High	Low	Last Chge
BK78 - 04/09/98	1220	1223	1218	1220 -4

-----Moving Average-----			-----Momentum-----				
Day	09	18	40	Day	09	18	40
	1217	1215	1214		+20	+6	-25

-----Stochastic-----			-----Directional Indicator-----				
Day	09	14	20	Day	09	14	20
Sto	55.88	57.14	57.14	ADX	11.63	10.79	12.01
%k	61.48	62.70	68.06	-DI	30.46	33.02	34.81
%d	58.09	61.31	70.35	+DI	30.38	32.64	34.40

-----Relative Strength-----			-----Historic Volatility-----				
Day	09	14	20	Day	09	14	20
	54.63	53.86	53.44		12.45%	11.12%	9.74%