

White 543 6R dry fertilizer corn planter w/monitor, conservation model, \$1900. 717/438-3205.

Yanmar 4x4, 19hp, 700 hrs., \$4,800. (814)467-8839.


Valley Forge 18' Electric Conveyor: HD w/ pneumatic tires, adjustable heights, like new, \$1,800. (610)935-1042.

Vandale TMR mixer for sale, \$4,000 OBO. (717)962-1815.

White 598 6x20 variable width plow, spring reset, coulters, VG, \$4000. White 588 plow, 4x18 spring reset, coulters, VG, \$3000. Lackawana Co., 717-587-1854

## AN OFFER THAT'S GETTING INCREDIBLE INTEREST.

For a limited time, save big with low, 4.9% financing for up to 60 months on all new Magnum™ tractors. Or lease an 8920 for just \$8,043\* a year and receive complete, three-year warranty coverage. Either way, Case Credit offers flexible payment plans to accommodate your needs.



**CASE CREDIT**  
Bringing people and product together™

**PRODUCT SUPPORT**  
COMMITTED TO EVERY PART™

You can count on us for high-quality farming systems, genuine Case IH parts, superior service and flexible financing. Stop in today for more information.

### BINKLEY & HURST BROS., INC.

133 Rothsville Station Rd. (717) 626-4705 1-800-414-4705  
P.O. Box 0395, Lititz, PA 17543-0395 Fax 717-626-0996  
Located 1/2 Mile North of Rothsville

\*Annual payments based on a model 8920 MFD tractor with rear single wheels, with three-year term and 400 annual hours. First payment required in advance. Payments may vary depending on tractor options, hours of usage and taxes. Magnum Power Lease and 4.9% financing only available through participating Case IH dealers. Standard Case Credit terms and conditions apply. Subject to customer credit qualification. Case Credit reserves the right to cancel this program with 10 days' notice.


© 1998 CASE CORPORATION  
Visit us on the Internet at <http://www.casecorp.com>  
Case IH is a registered trademark of Case Corporation



## Buy Quality Rhino From Binkley & Hurst Bros. Inc.

Our 3 Pt. Blades Work In Scraping, Grading Applications  
Our Rotary Cutters Work Good In Stalk Shredding and  
All-Around Mowing And Property Maintenance Applications.

### TW120



#### Rhino Cutters In Stock

Performance and Durability for Larger Acreages! 120" Cut, 120 HP Center Gearbox, 100 Hp Outboard Gearboxes, Pan Blade Carriers, Updraft Blades; Cat 4 Driveline with Slip Clutch


Protection, 540 Lift or Pull-Type, 10-Gauge Deck, 1/4"x10" Side Skirts, Replaceable Skid Shoes, Rated for 2" Diameter Material, Safety Deflectors Standard

### 2500 BLADE

(2WD, 255 PTO HP TRACTORS MAX.)



The 2500 blade is available in widths of 10' and 12' and features a massive CAT II-III three-point hitch and quick-hitch. The 12' model is rated for up to 175 PTO HP wheel-type tractors. Hydraulic adjustment of the mainframe swing, moldboard angle, and moldboard tilt is standard for easier operation. The 2500 blade features a maximum of 46" of offset for working hard-to-reach areas. The boxed-section, reinforced 1/2" x 20" moldboard, 4-1/2" solid steel kingpin, and massive hitch and mainframe ensure years of dependable service. Skid shoes, quick-tach end plates, and dual gauge wheels are optional equipment adding to the many possible uses of the 2500 blade.




### 1540

#### A Heavy-Duty Blade for Heavy-Duty Work!

8' or 10' Moldboard Rated for 190 and 160 PTO HP Tractors, Respectively; Hydraulic or Manual Mainframe Swing, Moldboard Pivot, and Moldboard Tilt, 37" Maximum Offset; 4" Kingpin; CAT II, III Three-Point Hitch and Quick Coupler, 1/2"x18" Moldboard, 1/2"x6" Replaceable Cutting Edge, 1447-1618 Lbs., End Plates, Skid Shoes, Gauge Wheel Optional.


IN STOCK AT BINKLEY & HURST NOW!

### 3 Pt. 5 Foot Rake In Stock




Without Gauge Wheels Only \$489.00

### TW96



Medium-Duty Cutter with Heavy-Duty Features!

96" Cut, 120 HP Center Gearbox, 90 HP Outboard Gearboxes, Pan Blade Carriers, Updraft Blades, Cat 4 Driveline, Slip Clutch Protection, Lift or Pull-Type 540 or 1000 RPM, Replaceable Skid Shoes, Rated for 2" Diameter Material, Safety Deflectors Standard



Quality 3 Pt. Post Hole Diggers With Augers  
Double Flighting and Slip Clutch  
12" Augers



72" & 100" IN STOCK  
3 Pt. Finish Mower

### The Rhino® SE8 and SE10 are economical rotary mowers designed to help maintain larger acreages of grass, weeds, stalks, or material up to 1" in diameter.

The streamlined, close-coupled design allows economical operation on tractors as small as 30 horsepower on the SE8 and 45 horsepower on the SE10. The 85 HP center gearbox and 60 HP outboard gearboxes are protected from sudden shockloads by a slip clutch on the main driveline and torque dampeners on the side drivelines. Pan blade carriers help the unit glide over field obstacles and updraft blades with a 4" blade overlap provide a clean cut. The SE8 is available as a 540 RPM unit with either a CAT II lift or clevis pull-type hitch to fit a range of tractors. The SE10 is available with either a heavy-duty CAT II-III Q H or pull-type hitch for 540 or 1000 RPM tractors. The 10 gauge deck is reinforced front-to-rear and side-to-side for optimum strength. The Cat 4 main driveline and all gearboxes are fully-shielded for greater operator safety. Front and rear safety deflectors are standard equipment to help reduce the risk of damage or injury due to thrown objects. Front and rear chain guards are optional equipment. Compare and you will see why the Rhino SE8 and SE10 are excellent choices for economical wide-cut mowers.



SE8 SE10 In Stock

### The All New 300 Bushel 1030 and 400 Bushel 1040 Knight Box Spreaders featuring:

- 1/4", ultra-high molecular weight, solid poly floor
- Thicker, 10 gauge copper bearing steel sides and front featuring all-welded construction
- 1/16" thick, all steel rear endgate
- Variable speed hydraulic apron drive with tractor-mounted control
- 26" rooster-comb beater

10 Year Warranty on Side Rust Through and on the Poly Floor



**BINKLEY-HURST BROS. INC.**  
Fax 717-626-0996

133 Rothsville Station Rd. P.O. Box 0395, Lititz, PA 17543-0395 (717) 626-4705 1-800-414-4705

Farm Plan A Service of FPC Financial



### CY72




Extra Tough Cutter for Extra Tough Cutting Jobs!  
72" Cut 540 or 1000 RPM, CAT II Heavy-Duty Three-Point Hitch, 140 HP "Rhino-Built" Gearbox (1000 RPM), Cat 4 Shielded Driveline, Slip Clutch Protection, Heavy-Duty Pan Blade Carrier, 3/16" Deck, 1/4"x9" Side Skirts, 1/2"x4" Updraft or Flat Blades, Rated for 4" Diameter Material, Safety Deflectors Standard



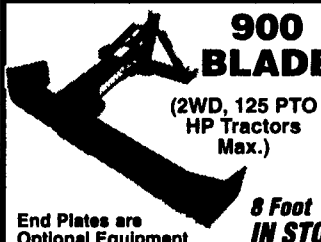
### ST Tiller

Setting Standards For Performance and Durability!  
40", 47", 55", 63", and 70" Tilling Widths, Shear Bolt Driveline and Chain Rotor Drive (40", 47", and 55"), Slip Clutch and Gear Rotor Drive (63" and 70"), Four Knives per Flange, Adjustable Skid Shoes, Adjustable Rear Deflector, Double-Lug Lower Three Point Hitch, 540 RPM, Cast Gearbox, Rear Shield Standard  
Check For Sizes In Stock

### SE's



Tough and Economical Family of Cutters! 4', 5', 6' and 7' Models, 540 RPM, Shear Bolt or Slip Clutch Protection, Pan Blade Carriers, Updraft Blades, CAT I Three-Point Hitch (SE7), Rated for 1" Diameter Material, Safety Deflectors Standard



900 BLADE (2WD, 125 PTO HP Tractors Max.)

End Plates are Optional Equipment 8 Foot IN STOCK

The 900 blade is available in widths of 7', 8', and 9' and features a heavy-duty CAT I-II three-point hitch and CAT 11 quick-hitch. The 9' model is rated for up to 95 PTO HP wheel-type tractors. Mainframe swing, moldboard angle, and moldboard tilt adjustments are easily made by relocating the index pins manually. Maximum offset from the center line of the tractor is 30" for working outside dual wheels. The 900 blade features a 3" diameter solid steel kingpin and a reinforced 3/8" x 17" moldboard to withstand the horsepower of larger tractors. The circular moldboard carrier plate allows adjustments throughout the full 360 degrees of moldboard angle to help accomplish numerous jobs easily. The quick-tach end plates are a helpful feature when trying to move or level bulk material, including loose soil or gravel. Skid shoes, quick-tach end plates, CAT II quick coupler bushings, and a gauge wheel are optional equipment.

### New Rhino 3 Pt. Disc Mower In Stock At Binkley & Hurst Bros., Inc. For Quick Availability 5 Disc 83" Cutting Width



Rhino disc mowers feature an easy access cutterbar. The innovative design of the cutterbar allows access to the disc spindle shaft and gear module without disassembly of the entire cutterbar, reducing maintenance costs and down-time. The hard end rock guards are designed to help protect the entire leading edge of the cutterbar from damage and, along with the skid shoes, are easily replaceable. A heavy-duty CAT III & CAT II offset three-point hitch made of 4 x 8" thick wall tubing is standard to provide dependable service. A safety breakaway system is built in to provide mainframe protection against sudden impacts when mowing. With 5" of blade overlap and blade tip speed of 15,814 RPM, Rhino disc mowers provide a clean, smooth cut. Rugged construction and high performance are two reasons Rhino disc mower are the ideal choice for fast, efficient grass mowing.


### 5' - 7' and 8' Models In Stock Rotary Mowers



A Tough and Economical Cutter! 72" Cut 540 RPM, Cat 4 Shielded Driveline, Shear Bolt or Slip Clutch Protection, 60 HP Gearbox, Pan Blade Carrier, Updraft Blades, Cat I Three-Point Hitch, 10-Gauge Deck, 10-Ga x8" Side Skirts, Rated for 1" Diameter Material, Safety Deflectors Standard

## Order One From Binkley & Hurst Bros. Today - Clean Up Those Creeping Fence Lines Today!

IN STOCK



Servis-Rhino's unique product line is one of the most expansive in the industry. Rhino holds the industry record for new product introductions with over 50 in the past 36 months. For example, Rhino offers three new Hydraulic Boom Flail Cutter Models:

Servis® 1948 • Horizontal reach 18'8" • Cutting capacity 1-1/2" with 48" head, 4" with 37" head

Servis® 1548 • Horizontal reach 15' • Cutting capacity 1-1/2" with 48" head, 4" with 37" head • Cutting width 37" or 48"

Servis® 1348 • Horizontal reach 12'10" • Cutting capacity 1-1/2" with 48" head, 4" with 37" head • Cutting width 37" or 48"

Rhino Hydraulic Boom Flail Cutters also eliminate the need for complicated mounting kits - leaving your tractor free for other uses.



### 950

A Very Durable and Versatile Blade! 9' In Stock

7' or 8' Moldboards Rated for 125 PTO HP Maximum 9" Moldboard Rated for 95 PTO HP Maximum Hydraulic or Manual Mainframe Swing, Moldboard Pivot, and Moldboard Tilt 30" Maximum Offset, 3" Kingpin, CAT I, II Three-Point Hitch and Quick Coupler 3/8" x 17" Moldboard 1/2" x 6" Replaceable Cutting Edge, 817-983 Lbs., End Plates, Skid Shoes, Gauge Wheel Optional

**BINKLEY-HURST BROS. INC.**  
Fax 717-626-0996

133 Rothsville Station Rd. P.O. Box 0395 Lititz, PA 17543-0395 (717) 626-4705 1-800-414-4705



Farm Plan A Service of FPC Financial