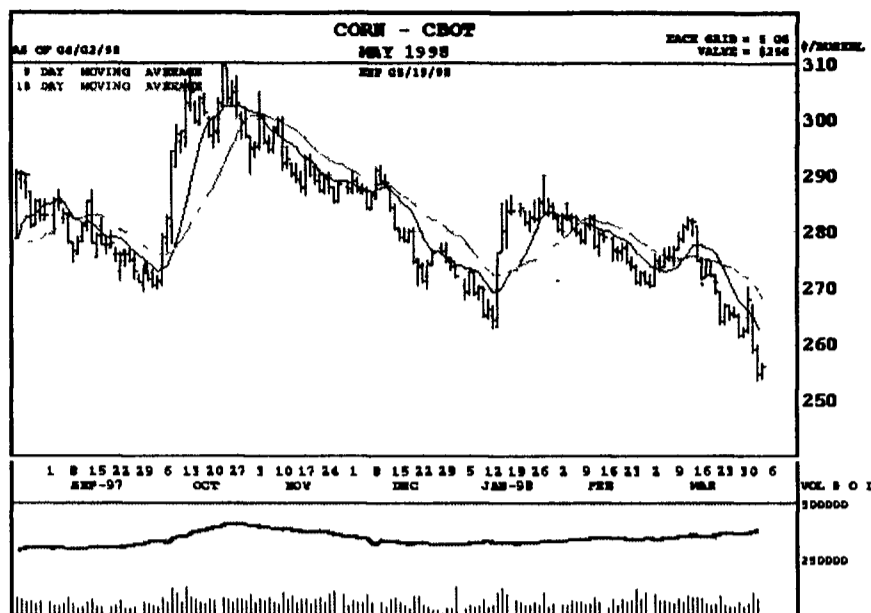


# GRAIN, CATTLE, HOG, MILK, BUTTER, AND CHEESE

## FUTURES MARKETS

Markets Courtesy Of Chicago Board and Merchants Exchange  
(Closing bids: Thursday, April 2, 1998)



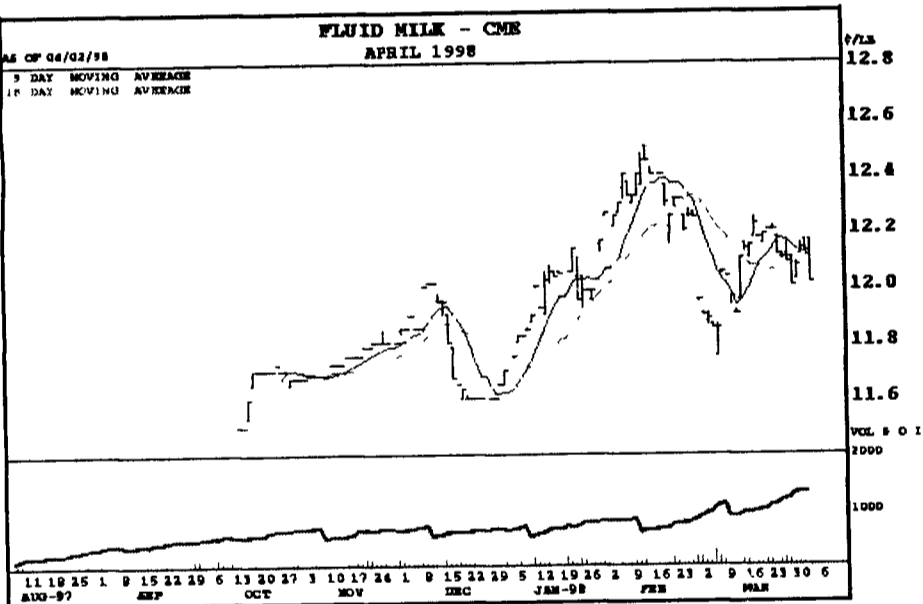
Volume and Open Interest Stochastic Relative Strength

Symbol	Open	High	Low	Last Chge
CK8 - 04/02/98	2544	2564	2536	2560 +14

---Moving Average---			---Momentum---				
Day	09	18	40	Day	09	18	40
	2620	2681	2725		-80	-226	-246

---Stochastic---			---Directional Indicator---				
Day	09	14	20	Day	09	14	20
Sto	15.15	11.36	8.62	ADX	40.13	29.71	21.47
%k	13.32	9.36	8.39	-DI	36.26	34.53	32.60
%d	13.96	10.58	10.15	+DI	15.58	15.85	16.46

---Relative Strength---			---Historic Volatility---				
Day	09	14	20	Day	09	14	20
	30.94	32.81	35.00		24.19%	21.09%	20.57%

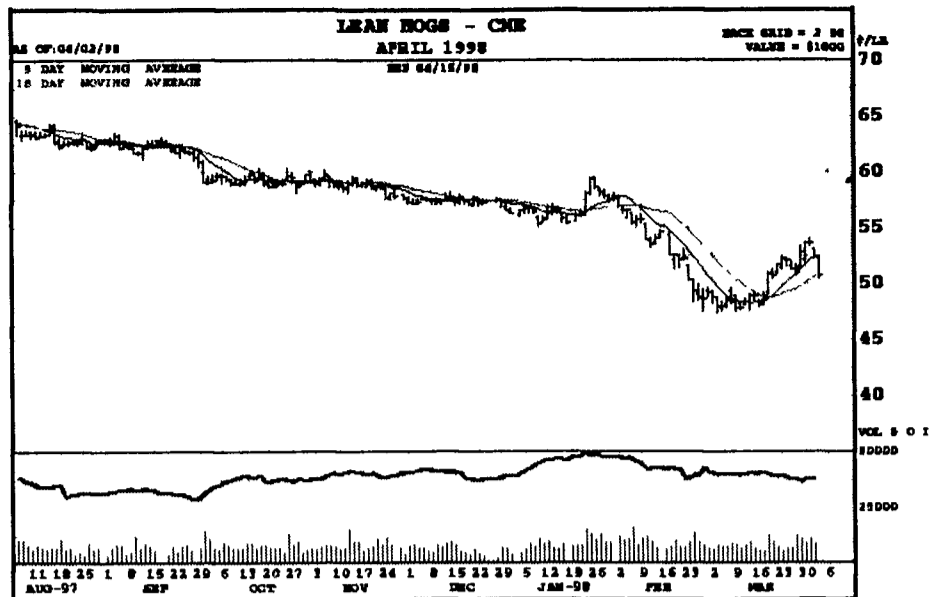
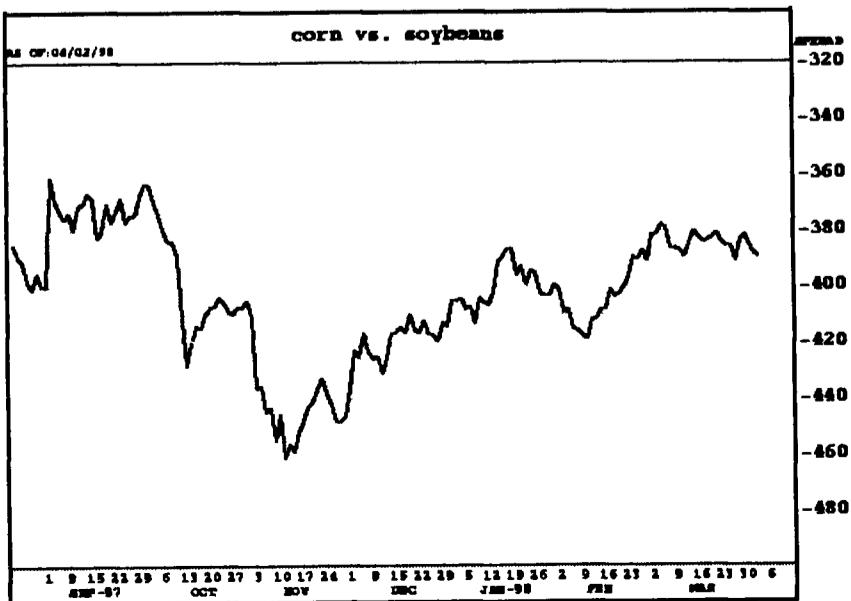


Symbol	Open	High	Low	Last Chge
BKJ8 - 04/02/98	1216	1216	1201	1201 -11

---Moving Average---			---Momentum---				
Day	09	18	40	Day	09	18	40
	1209	1210	1216		-19	-2	-28

---Stochastic---			---Directional Indicator---				
Day	09	14	20	Day	09	14	20
Sto	4.76	4.17	32.35	ADX	14.20	13.48	14.60
%k	31.38	37.42	58.17	-DI	42.14	42.29	42.14
%d	38.03	51.37	65.24	+DI	28.45	32.02	34.41

---Relative Strength---			---Historic Volatility---				
Day	09	14	20	Day	09	14	20
	40.38	43.79	46.07		7.80%	7.37%	10.80%

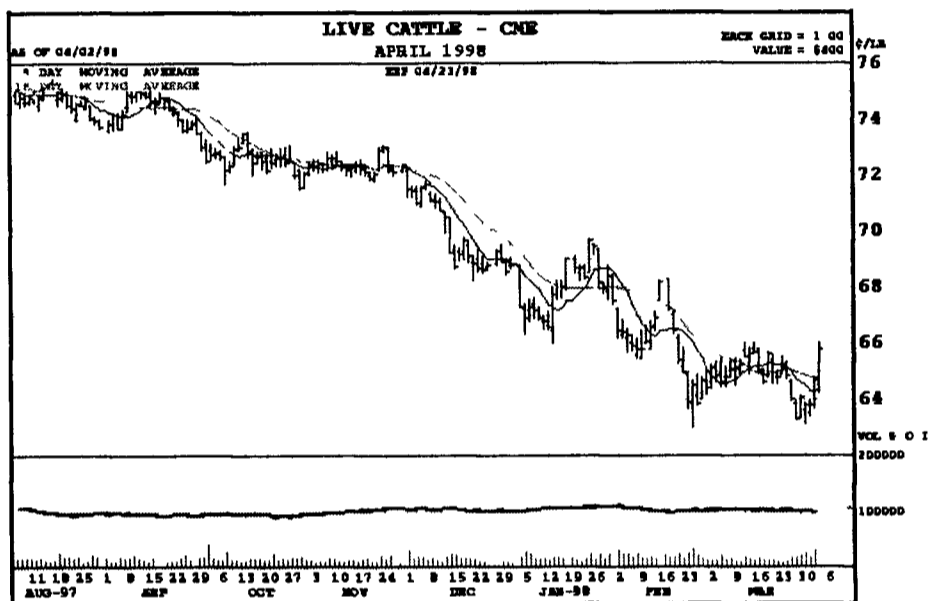


Symbol	Open	High	Low	Last Chge
LHJ8 - 04/02/98	5225	5235	5037	5062 -173

---Moving Average---			---Momentum---				
Day	09	18	40	Day	09	18	40
	5214	5070	5097		-98	+285	-583

---Stochastic---			---Directional Indicator---				
Day	09	14	20	Day	09	14	20
Sto	6.89	45.48	48.79	ADX	35.13	26.45	22.23
%k	52.80	72.01	73.06	-DI	32.45	29.92	29.59
%d	72.83	81.59	80.31	+DI	27.37	26.76	25.42

---Relative Strength---			---Historic Volatility---				
Day	09	14	20	Day	09	14	20
	44.32	46.38	45.82		28.30%	30.64%	26.60%

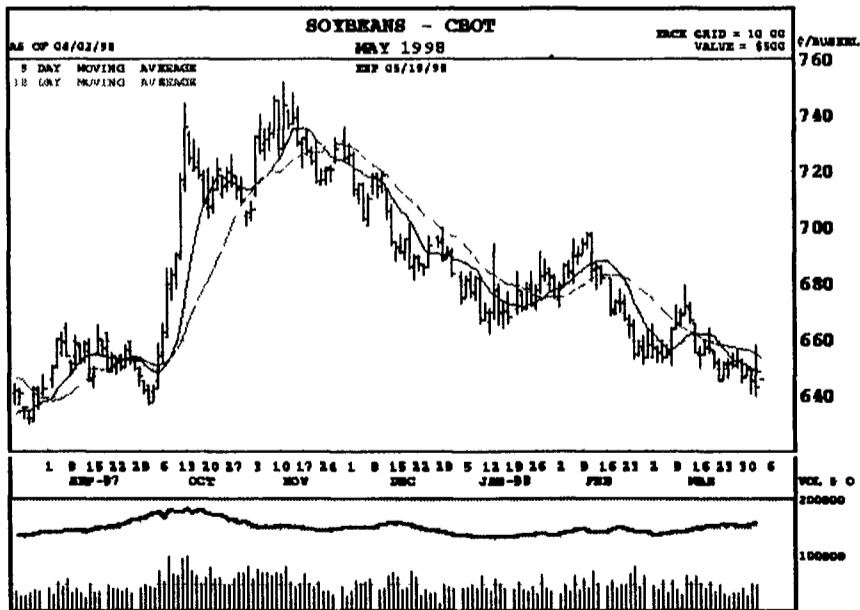


Symbol	Open	High	Low	Last Chge
LCJ8 - 04/02/98	6445	6597	6422	6575 +113

---Moving Average---			---Momentum---				
Day	09	18	40	Day	09	18	40
	6434	6476	6513		+98	+65	-50

---Stochastic---			---Directional Indicator---				
Day	09	14	20	Day	09	14	20
Sto	92.33	92.33	92.33	ADX	24.43	24.72	25.24
%k	55.70	52.56	53.68	-DI	19.36	22.38	24.15
%d	37.64	36.07	39.25	+DI	33.81	28.11	24.79

---Relative Strength---			---Historic Volatility---				
Day	09	14	20	Day	09	14	20
	62.29	56.12	52.25		16.50%	16.26%	13.77%



Volume and Open Interest Stochastic Relative Strength

Symbol	Open	High	Low	Last Chge
SK8 - 04/02/98	6456	6456	6456	+24

---Moving Average---			---Momentum---				
Day	09	18	40	Day	09	18	40
	6484	6535	6626		+2	-196	-382

---Stochastic---			---Directional Indicator---				
Day	09	14	20	Day	09	14	20
Sto	30.00	22.34	13.64	ADX	17.11	14.21	11.16
%k	24.16	16.04	11.98	-DI	24.12	24.59	24.29
%d	23.21	15.15	13.08	+DI	22.61	21.85	21.57

---Relative Strength---			---Historic Volatility---				
Day	09	14	20	Day	09	14	20
	39.02	39.33	40.13		9.15%	8.90%	11.43%