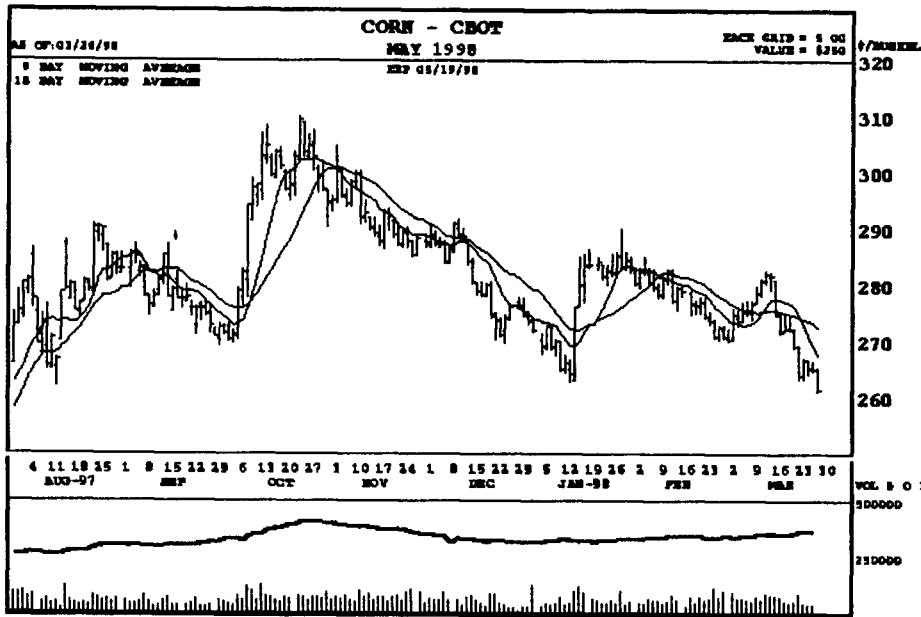


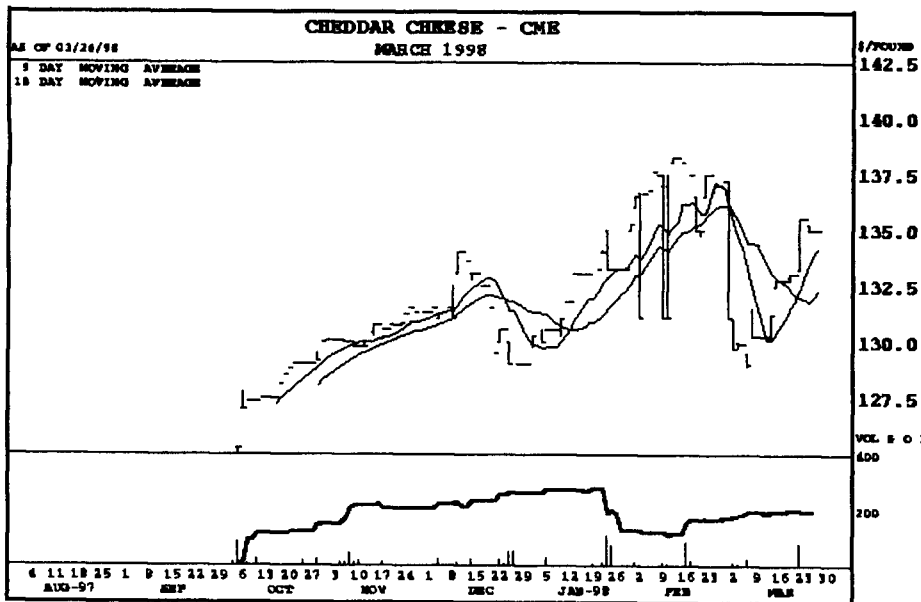
GRAIN, CATTLE, HOG, MILK, BUTTER, AND CHEESE FUTURES MARKETS

Markets Courtesy Of Chicago Board and Merchantile Exchange
(Closing bids: Thursday, March 26, 1998)

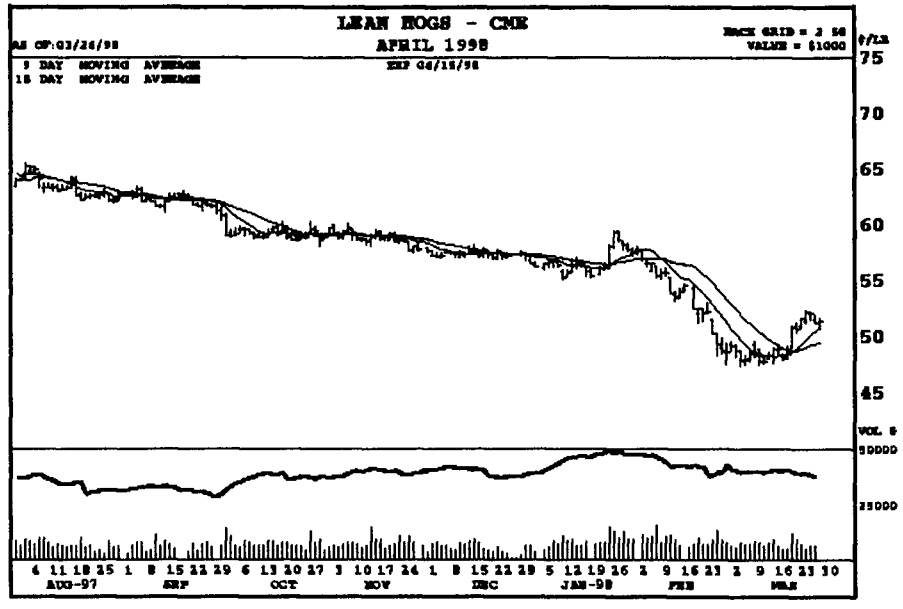
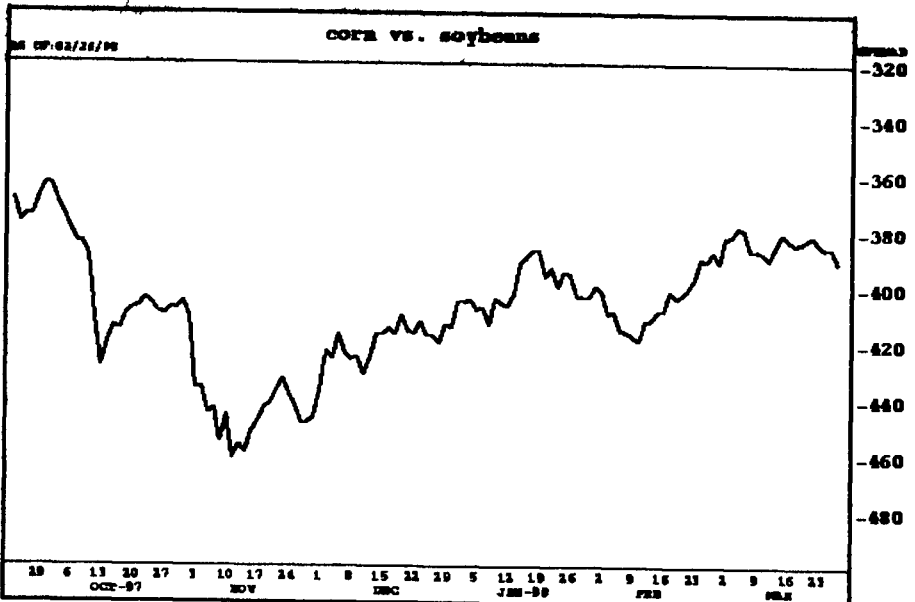


Volume and Open Interest Stochastic Relative Strength

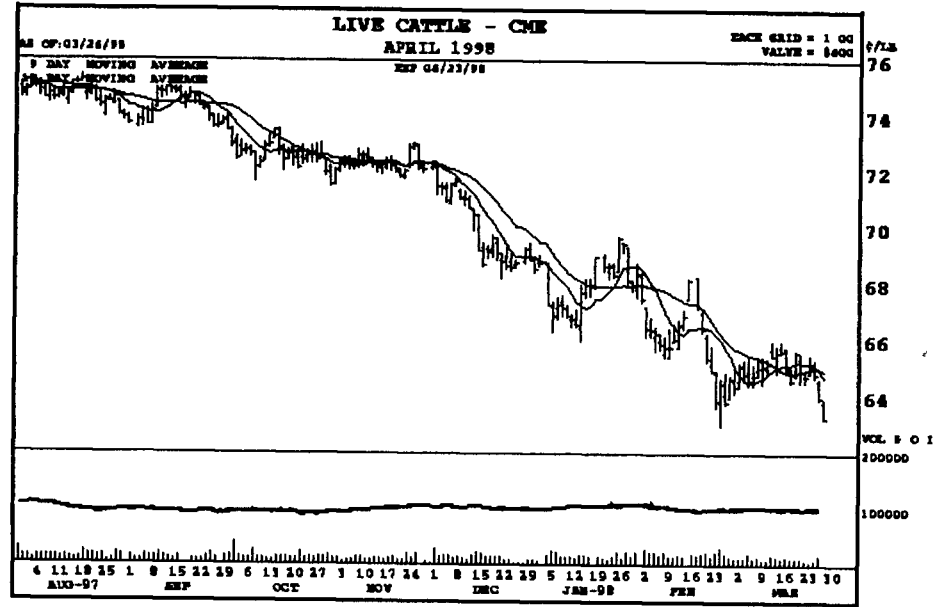
Symbol	Open	High	Low	Last Chge
CK8 - 03/26/98	2650	2654	2612	2614 -34
-----Moving Average-----				
ay	09	18	40	
	2675	2725	2752	
-----Stochastic-----				
ay	09	14	20	
to	1.75	1.18	1.18	
k	8.08	8.53	8.41	
d	13.69	15.59	15.02	
-----Relative Strength-----				
ay	09	14	20	
	25.00	30.38	34.45	



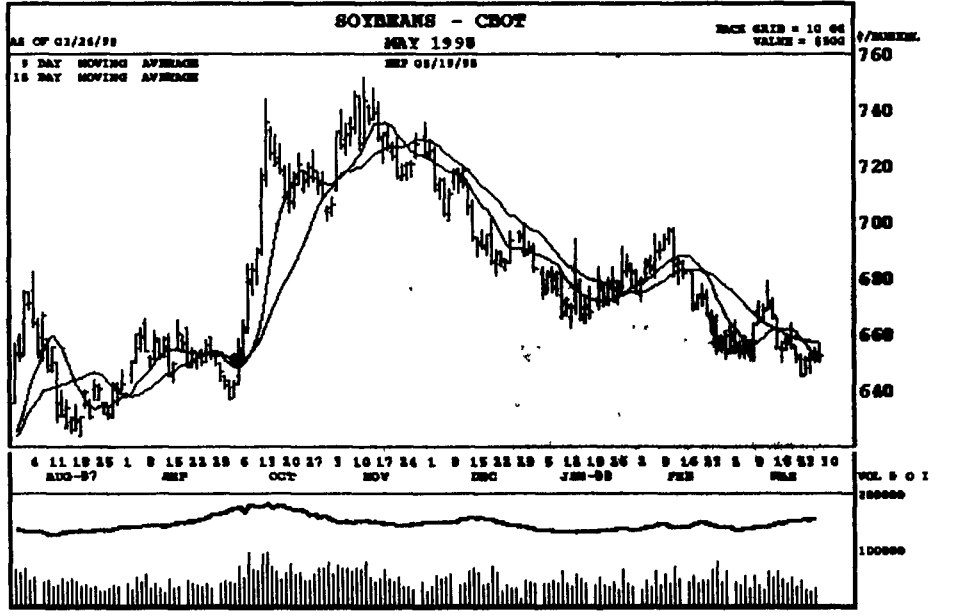
Symbol	Open	High	Low	Last Chge
CFH8 - 03/26/98	135000	135000	135000	135000 unch
-----Moving Average-----				
ay	09	18	40	
	134166	132294	134092	
-----Stochastic-----				
ay	09	14	20	
to	81.82	90.48	73.49	
k	87.76	88.47	70.22	
d	89.18	80.28	62.77	
-----Relative Strength-----				
ay	09	14	20	
	44.89	38.07	55.33	



Symbol	Open	High	Low	Last Chge
LHJ8 - 03/26/98	5120	5155	5080	5130 +10
-----Moving Average-----				
ay	09	18	40	
	5072	4946	5152	
-----Stochastic-----				
ay	09	14	20	
to	78.65	80.41	80.81	
k	82.75	83.34	79.89	
d	81.23	79.91	70.85	
-----Relative Strength-----				
ay	09	14	20	
	59.55	53.67	49.32	



Symbol	Open	High	Low	Last Chge
LCJ8 - 03/26/98	6380	6390	6325	6327 -68
-----Moving Average-----				
ay	09	18	40	
	6466	6490	6545	
-----Stochastic-----				
ay	09	14	20	
to	.79	.74	.74	
k	14.86	18.17	26.70	
d	27.97	33.17	43.10	
-----Relative Strength-----				
ay	09	14	20	
	30.10	34.75	36.96	



Volume and Open Interest Stochastic Relative Strength

Symbol	Open	High	Low	Last Chge
SK8 - 03/26/98	6506	6570	6504	6526 +16
-----Moving Average-----				
ay	09	18	40	
	6523	6571	6672	
-----Stochastic-----				
ay	09	14	20	
to	40.79	22.79	22.79	
k	28.18	19.01	18.65	
d	23.76	18.90	17.43	
-----Relative Strength-----				
ay	09	14	20	
	42.94	42.04	42.18	