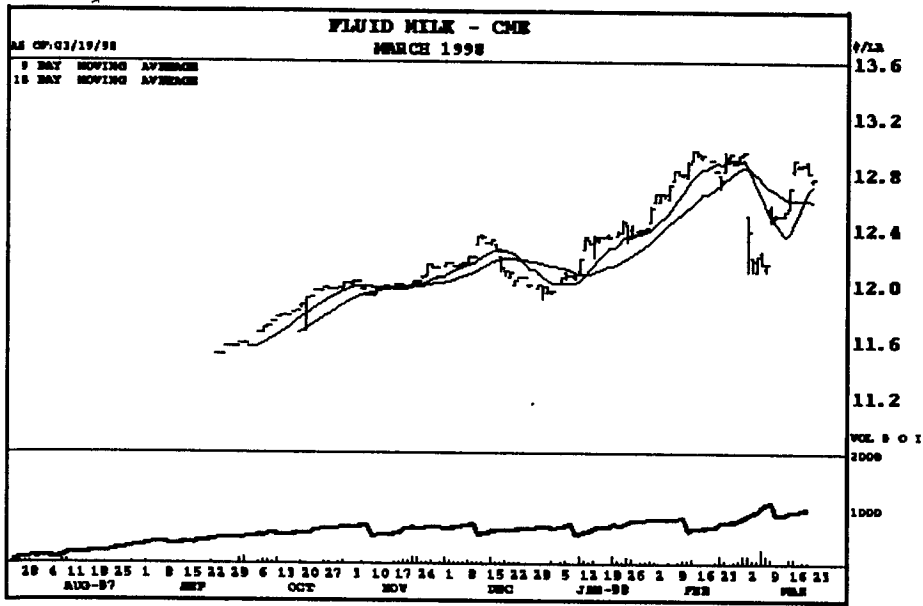


# FUTURES MARKETS

(Continued from Page A16)



Symbol	Open	High	Low	Last Chge		
BKHS - 03/19/98	1275	1276	1274	1276	-5	0

---Moving Average---			---Momentum---				
ay	09	18	40	Day	09	18	40
	1271	1259	1265		+27	-18	+31

---Stochastic---			---Directional Indicator---				
ay	09	14	20	Day	09	14	20
to	68.29	83.54	77.91	ADX	28.19	25.88	24.25
k	80.50	82.85	79.51	-DI	33.77	34.41	34.44
d	79.88	74.89	73.23	+DI	45.45	43.52	42.69

---Relative Strength---			---Historic Volatility---				
ay	09	14	20	Day	09	14	20
	56.67	55.54	55.50		10.61%	16.31%	21.88%

Symbol	Open	High	Low	Last Chge	
SMKS - 03/19/98	17090	17100	16780	16880	-190

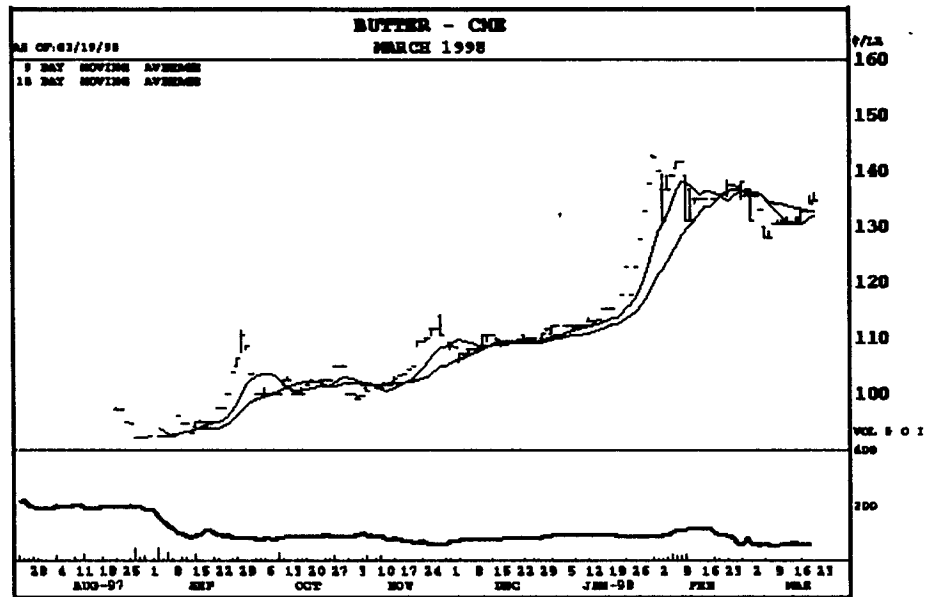
---Moving Average---			---Momentum---				
ay	09	18	40	Day	09	18	40
	17490	17628	18454		-1030	-1050	-2370

---Stochastic---			---Directional Indicator---				
ay	09	14	20	Day	09	14	20
to	6.37	6.37	6.17	ADX	49.48	39.94	31.11
k	10.48	9.59	6.51	-DI	40.94	37.37	35.07
d	19.22	16.30	9.29	+DI	7.52	9.62	11.50

---Relative Strength---			---Historic Volatility---				
ay	09	14	20	Day	09	14	20
	19.31	23.29	26.18		15.33%	17.03%	16.47%



Symbol	Open	High	Low	Last Chge		
BUHS - 03/19/98	134500	136000	134500	134500	+500	0

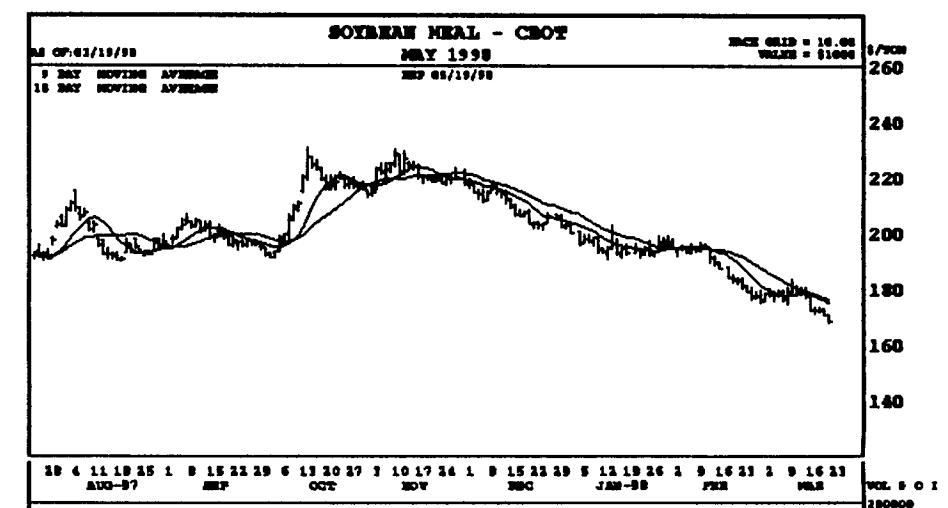
---Moving Average---			---Momentum---				
ay	09	18	40	Day	09	18	40
	131933	132498	133609		+4000	-3000	+11750

---Stochastic---			---Directional Indicator---				
ay	09	14	20	Day	09	14	20
to	72.73	81.25	63.41	ADX	24.90	19.71	20.72
k	71.29	60.88	50.59	-DI	21.30	26.07	27.62
d	61.38	45.03	39.43	+DI	43.53	39.50	39.68

---Relative Strength---			---Historic Volatility---				
ay	09	14	20	Day	09	14	20
	60.64	56.89	56.90		6.53%	25.10%	26.42%



## North Jersey Livestock

Hackettstown, NJ  
Report Supplied by Auction  
Tuesday, March 17, 1998

- CALVES .05-1.35.
- COWS .15-41%.
- EASY COWS .05-34%.
- FEEDERS 300-600 LBS. .25-.89.
- HEIFERS .37%-.67.
- BULLS .22-.64.
- STEERS .36-.64.
- HOGS .10-.43.
- SHEEP .15-.66.
- LAMBS EACH 15.00-91.00.
- LAMBS PER LB. .56-1.70.
- GOATS EACH 34.00-167.50.
- KIDS EACH 18.00-85.00.
- HIDES EACH 15.00-19.00.
- TOTAL 798.

## Friend's Stockyard Inc.

Accident, Md. 21520  
Report Supplied by Auction  
March 16, 1998

- STOCK BULLS AND STEERS (200-500 LBS.) 52.00-82.00.
- STOCK HEIFERS: 36.00-74.00.
- SLAUGHTER STEERS: GOOD TO CHOICE 58.50-64.10; MEDIUM TO GOOD 56.00-59.50, HEAVY CHOICE OVER 1450 LB. 55.00-61.50.
- HOLSTEIN STEERS: HEAVY CHOICE 37.00-55.40, LIGHT 38.00-45.00.
- SLAUGHTER HEIFERS: GOOD TO CHOICE 58.25-64.00; MEDIUM TO GOOD 47.00-58.00.
- BULLS: HEAVY 44.00-50.00, LIGHT 38.00-45.00.
- COWS: UTILITY (HOLSTEIN) 35.00-43.50, COMMERCIAL TO GOOD 31.00-34.50, CULL COWS 30.00 AND DOWN.
- VEALS: GOOD TO CHOICE 50.00-65.00, MEDIUM TO GOOD 20.00-46.00.
- BOB CALVES: 27.00 AND DOWN.
- HOLSTEIN BULL CALVES - RETURN TO FARM (90 TO 120 LB.)-UP TO \$3.00.
- HOLSTEIN HEIFER CALVES - RETURN TO FARM (90 TO 120 LB.) - UP TO 104.00.
- BEEF CROSS CALVES - RETURN TO FARM UP TO 90.00.
- HOGS: TOP QUALITY UP TO 35.00, HEAVY UP TO 34.00, LIGHT 28.00-31.00.
- SOWS: 29.00-31.00.
- MALE HOGS: 21.00-28.00.
- LAMBS, LIGHT AND FEEDER, NONE AVAILABLE.
- SHEEP: 15.00-38.00.
- LIVESTOCK PRICES ARE ALL GIVEN PER HUNDRED WEIGHT!

Attention Farmers Across Pennsylvania, New Jersey, Maryland and Delaware ...

# STICK WITH VALUE!

Selecting the right corn hybrids for your farm has never been a more complex task than it is today. Exciting advancements in plant science are enabling seed suppliers to offer many new products for planting this spring that feature an intriguing array of "technology traits." If you've sorted through your many options, and feel that you've made the decisions that best fit your needs, then we thank you for considering Pioneer® brand products and hope you have a safe planting season.

But, if you're still having difficulty deciding what corn hybrids will make you the most profit come harvest, we're here to help. Remember, a premium-priced specialty trait is only as good as the hybrid or variety it is being offered in. At Pioneer Hi-Bred, we focus on developing and delivering a complete package of desirable agronomic and nutritional traits in the newest, highest performing genetics. This approach allows you to maximize your crop production while protecting your seed investment.

For example, this simple chart illustrates the value of choosing the right corn hybrid for grain. And the cost of choosing the wrong one.

Competitor*	Pioneer Yield Advantage Per Acre** (bushels)	Pioneer Income Advantage Per Bag*** (3 acres/unit)
Agway	3.6	\$27.00
Asgrow	5.9	\$48.00
Cargill	7.6	\$57.00
DeKalb	9.6	\$69.00
Doebler's	10.1	\$75.00
Fielder's Choice	10.1	\$75.00
NC+	5.0	\$30.00
Novartis	5.4	\$30.00

\* All brands are trademarks of their respective companies  
\*\* Performance summary of Pioneer corn hybrids versus competitive hybrids of similar maturity across the Northeastern US (1997 data)  
\*\*\* Value based on corn priced at \$2.50/bushel and \$0.02 drying charge per point of moisture

## Need More Seed?

If you have seed needs just prior to or during planting season, Pioneer has a good supply of leader grain and silage corn hybrids across all maturities, as well as soybean and alfalfa varieties, still available. No matter what, don't settle for less than what you want and don't get switched to a low-performing product from some other brand. **Stick with value.** Stick with Pioneer.

- Be sure to ask your Pioneer sales representative about
- 2% Early Pay Savings Program (if product paid for by April 30)
  - Attractive Quantity Savings Program
  - Flexible Seed Replant Policy
  - Pioneer® brand Silage and Hay Inoculants



**PIONEER**  
BRAND PRODUCTS

PIONEER HI-BRED INTERNATIONAL, INC.  
Eastern Sales Area, Mount Joy, Pennsylvania  
www.pioneer.com/usa

PIONEER® brand products are provided subject to the terms and conditions of purchase which are part of the labeling and purchase documents © SM TM Trademarks and service marks, registered or applied for, of Pioneer Hi-Bred International, Inc., Des Moines, Iowa, U.S.A.