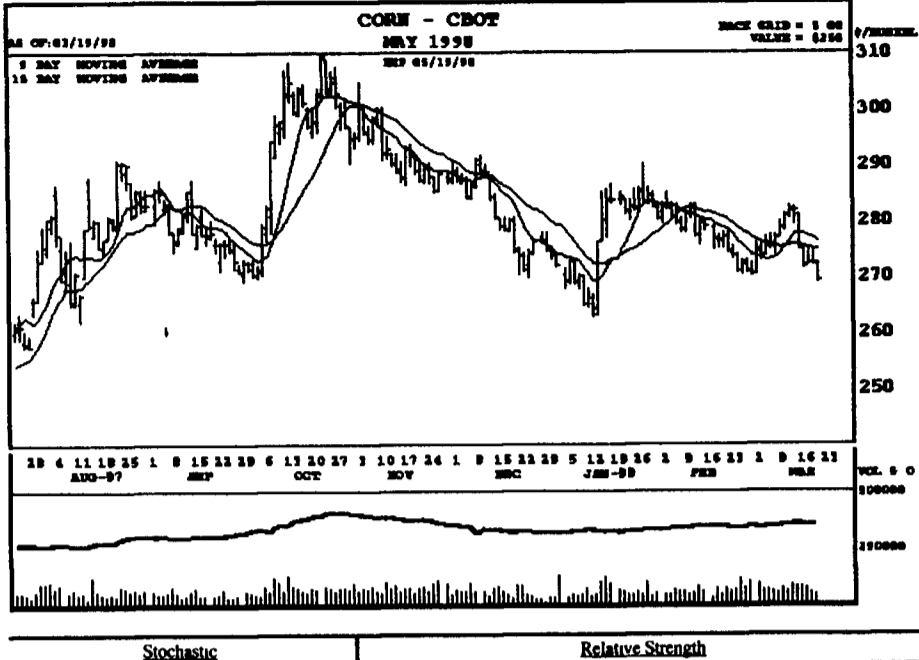


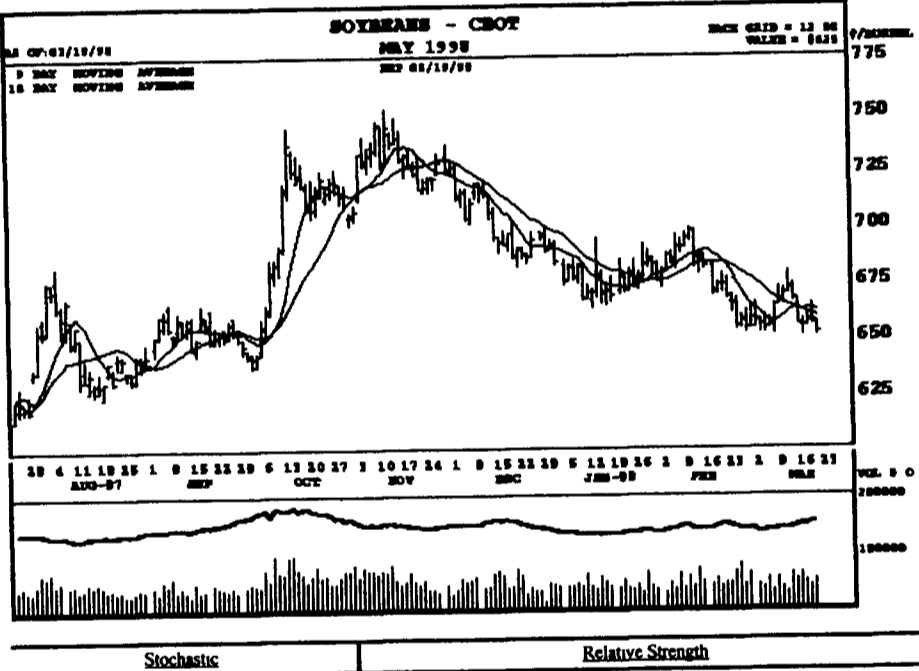
# GRAIN, CATTLE AND HOG FUTURES MARKETS

Markets Courtesy Of Chicago Board and Merchants Exchange  
(Closing bids: Thursday, March 19, 1998)



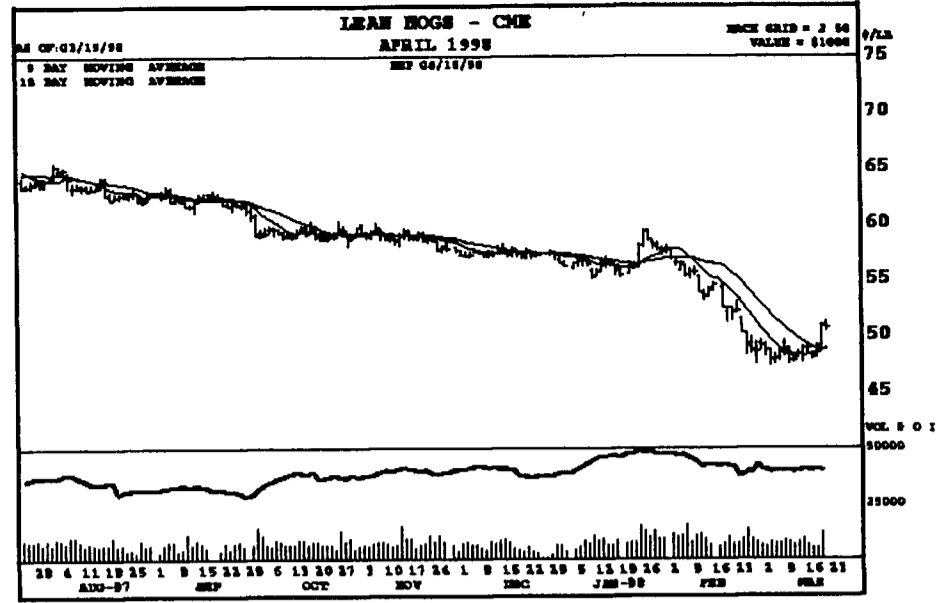
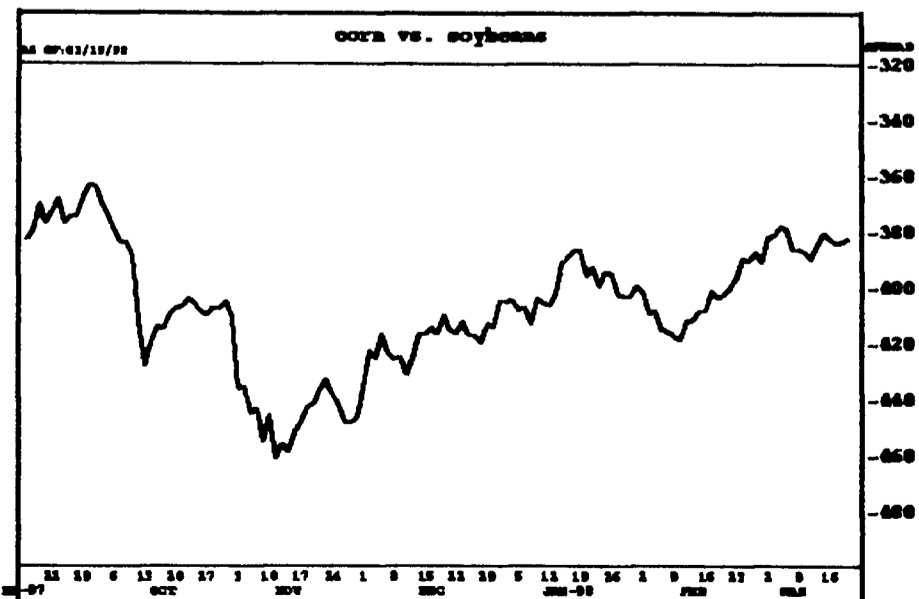
Symbol	Open	High	Low	Last Chge
CK8 - 03/19/98	2720	2722	2690	2692 -30

ay	09	18	40	Day	09	18	40
to	1.85	1.85	1.85	ADK	27.68	18.44	13.45
k	16.32	22.51	21.61	-DI	34.35	30.42	28.21
d	34.36	39.86	37.05	+DI	13.01	15.36	16.91



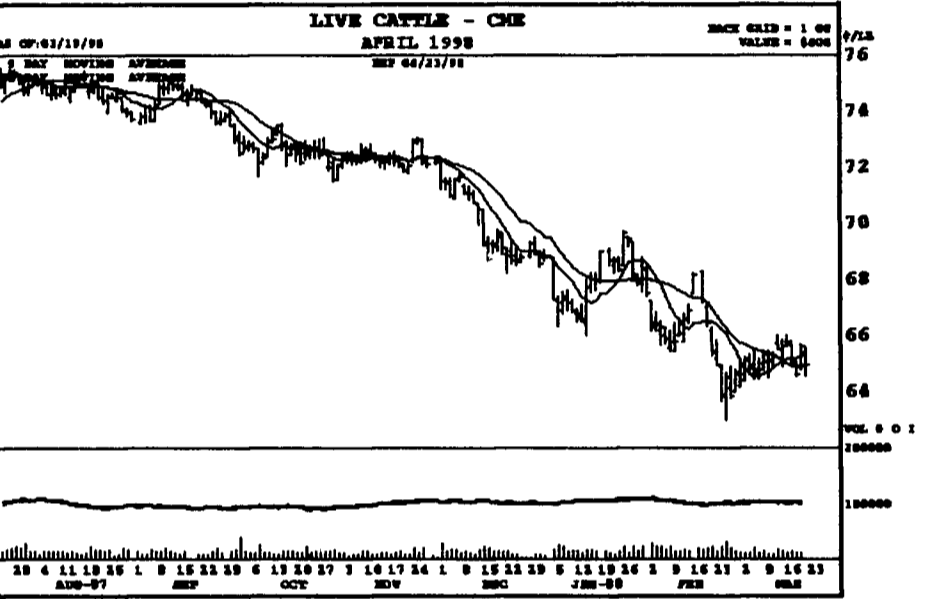
Symbol	Open	High	Low	Last Chge
SK8 - 03/19/98	6550	6560	6504	6520 -42

ay	09	14	20	Day	09	14	20
to	6.90	6.90	6.90	ADK	20.31	15.36	11.67
k	21.32	20.32	17.54	-DI	30.10	27.16	25.42
d	31.86	28.75	22.21	+DI	24.00	22.87	22.35



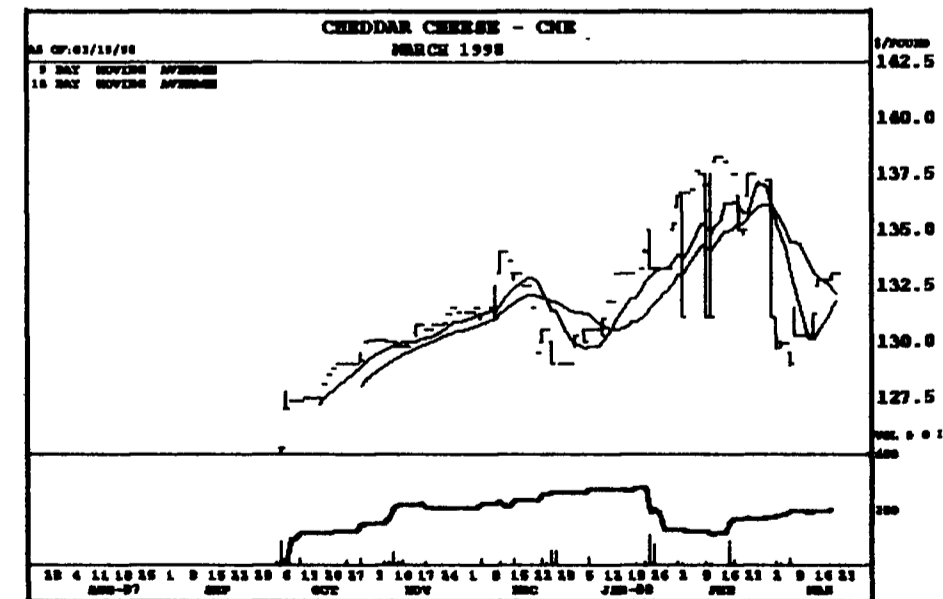
Symbol	Open	High	Low	Last Chge
LHJ8 - 03/19/98	5090	5125	5032	5065 -12

ay	09	18	40	Day	09	18	40
to	84.42	84.81	58.77	ADK	38.34	36.26	32.00
k	73.00	69.41	41.25	-DI	18.34	24.15	27.05
d	58.42	50.26	27.38	+DI	33.06	27.08	24.09



Symbol	Open	High	Low	Last Chge
LCJ8 - 03/19/98	6535	6555	6455	6492 -65

ay	09	18	40	Day	09	18	40
to	28.97	35.63	65.44	ADK	26.68	27.51	27.54
k	46.66	54.73	57.99	-DI	26.80	27.19	27.60
d	55.18	59.98	50.09	+DI	17.92	17.07	16.79



Symbol	Open	High	Low	Last Chge
CF8 - 03/19/98	133000	133000	133000	133000 unch

ay	09	18	40	Day	09	18	40
to	100.00	100.00	47.67	ADK	25.33	24.41	25.44
k	91.97	61.18	42.52	-DI	41.78	41.20	38.55
d	76.11	42.23	34.94	+DI	53.33	43.30	39.45