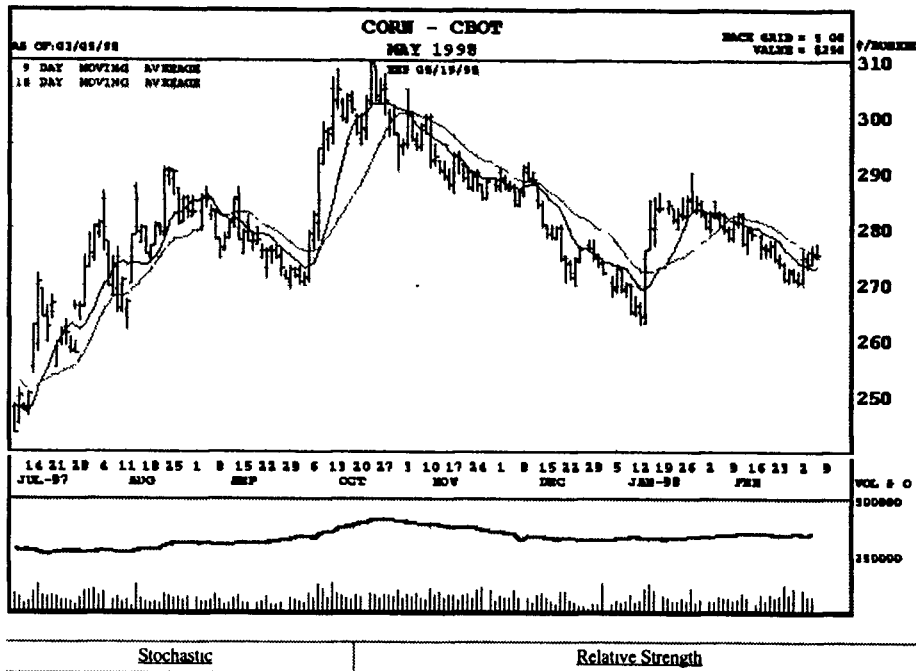


GRAIN, CATTLE AND HOG FUTURES MARKETS

Markets Courtesy Of Chicago Board and Merchantile Exchange
(Closing bids: Thursday, March 5, 1998)

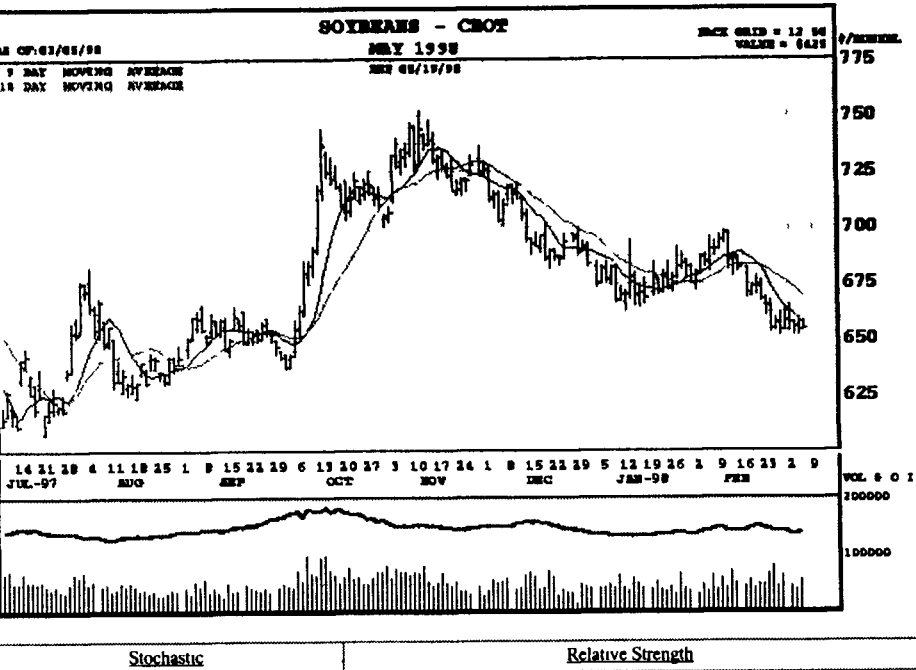


Symbol	Open	High	Low	Last Chge
CK8 - 03/05/98	2750	2772	2746	2752 unch

---Moving Average---			---Momentum---				
ay	09	18	40	Day	09	18	40
	2730	2755	2774		+6	-32	+62

---Stochastic---			---Directional Indicator---				
ay	09	14	20	Day	09	14	20
to	72.41	53.85	40.38	ADX	24.74	18.24	13.87
k	53.36	39.33	30.27	-DI	17.46	20.08	21.34
d	37.60	27.07	21.71	+DI	19.39	19.07	19.50

---Relative Strength---			---Historic Volatility---				
ay	09	14	20	Day	09	14	20
	50.16	47.85	47.26		11.75%	10.67%	12.27%



Symbol	Open	High	Low	Last Chge
SK8 - 03/05/98	6536	6580	6534	6546 +10

---Moving Average---			---Momentum---				
ay	09	18	40	Day	09	18	40
	6565	6686	6734		-130	-352	-220

---Stochastic---			---Directional Indicator---				
ay	09	14	20	Day	09	14	20
to	19.12	9.29	6.99	ADX	32.63	21.67	15.01
k	15.47	9.09	8.03	-DI	20.99	21.90	21.91
d	15.09	10.43	10.15	+DI	11.92	14.49	16.56

---Relative Strength---			---Historic Volatility---				
ay	09	14	20	Day	09	14	20
	32.65	35.82	38.45		9.74%	10.43%	11.93%

Symbol	Open	High	Low	Last Chge
CF88 - 03/05/98	129500	129500	128900	129000 -900

---Moving Average---			---Momentum---				
ay	09	18	40	Day	09	18	40
	133141	134439	134041		-8500	-8500	-1500

---Stochastic---			---Directional Indicator---				
ay	09	14	20	Day	09	14	20
to	1.16	1.10	1.07	ADX	45.89	39.61	36.79
k	1.42	3.04	4.01	-DI	79.99	60.46	50.45
d	8.57	11.81	14.79	+DI	16.78	20.41	23.32

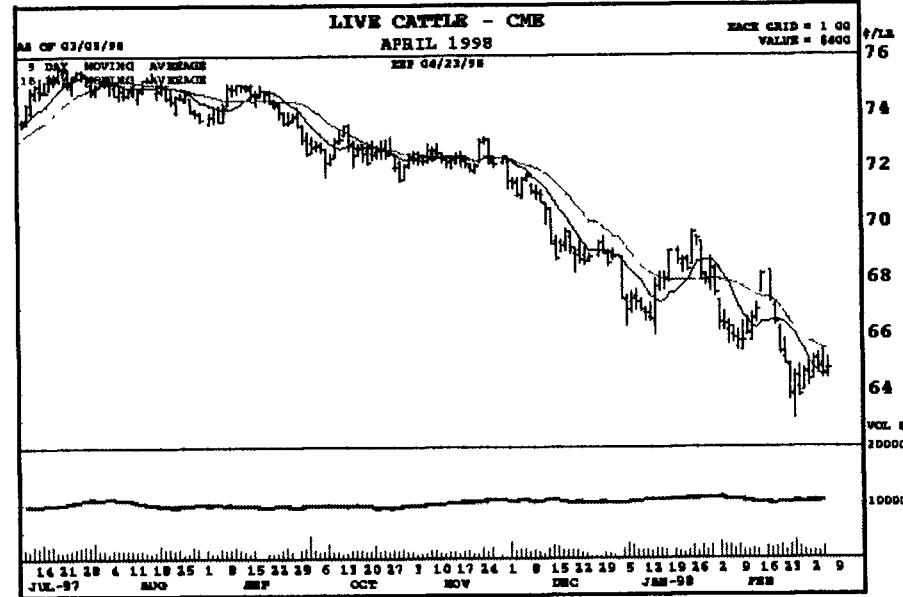
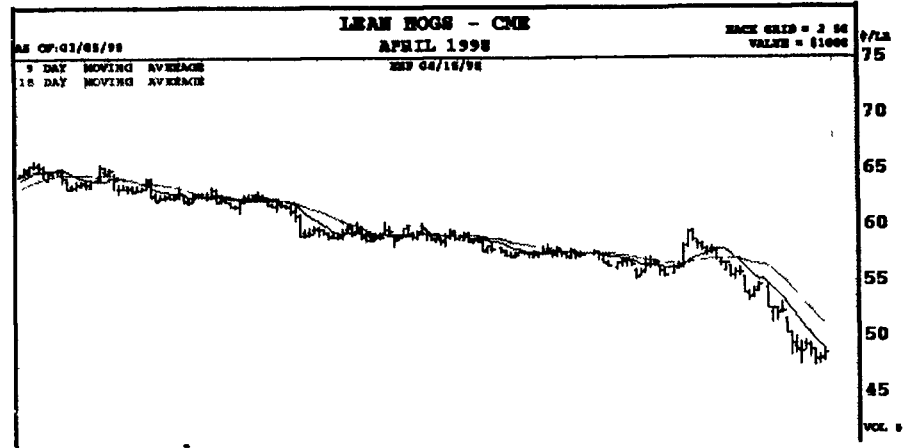
---Relative Strength---			---Historic Volatility---				
ay	09	14	20	Day	09	14	20
	28.43	35.79	40.04		22.53%	21.69%	31.67%

Symbol	Open	High	Low	Last Chge
LH38 - 03/05/98	4795	4872	4770	4847 +60

---Moving Average---			---Momentum---				
ay	09	18	40	Day	09	18	40
	4873	5105	5416		-373	-715	-833

---Stochastic---			---Directional Indicator---				
ay	09	14	20	Day	09	14	20
to	28.19	15.92	13.07	ADX	59.62	44.05	32.32
k	18.39	12.23	9.85	-DI	41.46	41.72	40.28
d	15.85	11.59	9.33	+DI	9.64	10.84	12.22

---Relative Strength---			---Historic Volatility---				
ay	09	14	20	Day	09	14	20
	26.86	26.93	28.59		23.70%	24.65%	24.07%



Symbol	Open	High	Low	Last Chge
LC38 - 03/05/98	6475	6512	6440	6475 +15

---Moving Average---			---Momentum---				
ay	09	18	40	Day	09	18	40
	6449	6542	6662		-17	-102	-250

---Stochastic---			---Directional Indicator---				
ay	09	14	20	Day	09	14	20
to	71.77	33.71	33.71	ADX	35.94	29.94	28.40
k	54.92	31.96	31.56	-DI	23.37	25.95	27.13
d	42.88	29.44	28.40	+DI	11.13	12.80	13.88

---Relative Strength---			---Historic Volatility---				
ay	09	14	20	Day	09	14	20
	43.39	41.89	41.17		14.93%	17.46%	15.38%

