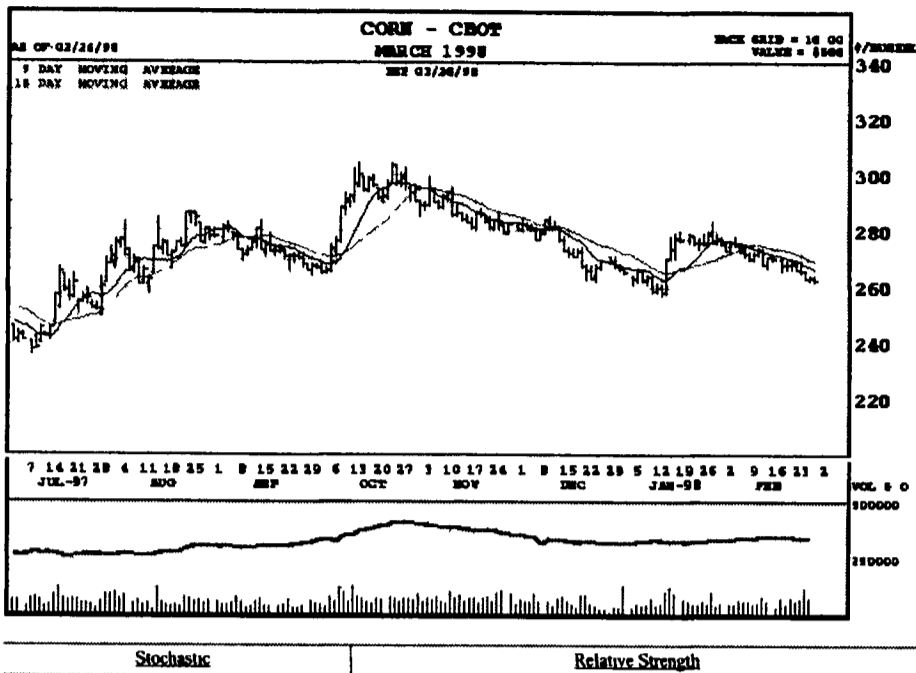
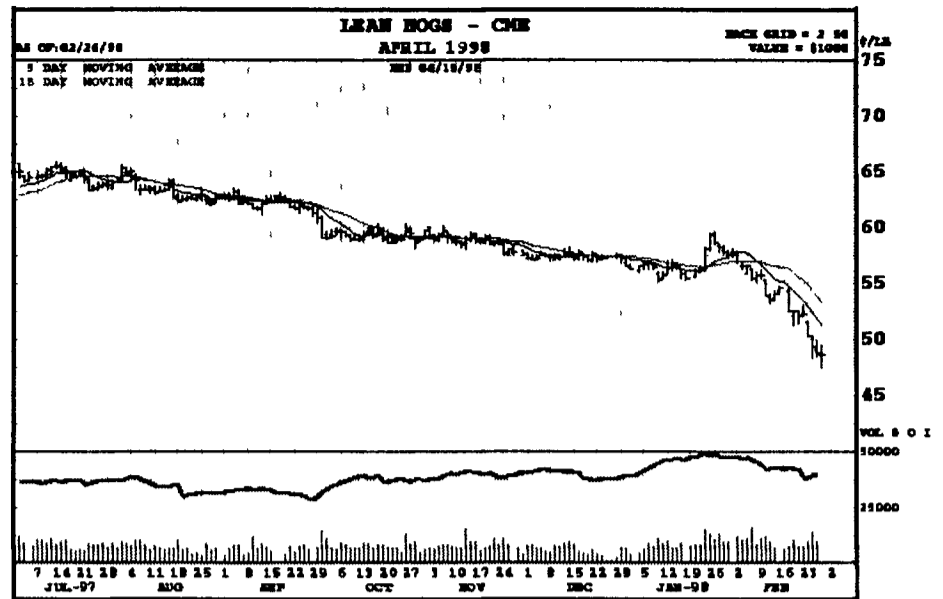


GRAIN, CATTLE AND HOG FUTURES MARKETS

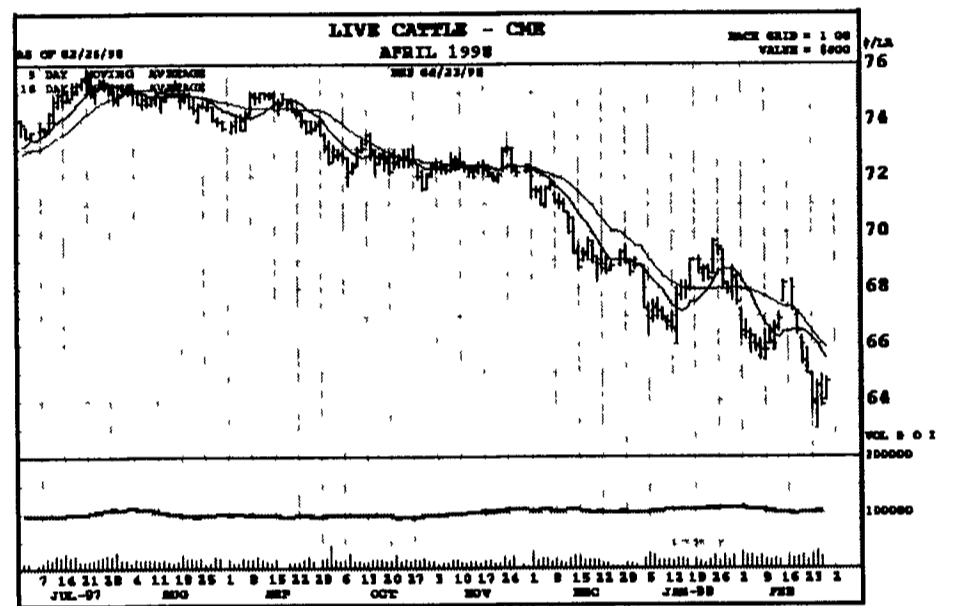
Markets Courtesy Of Chicago Board and Merchants Exchange
(Closing bids: Thursday, February 26, 1998)



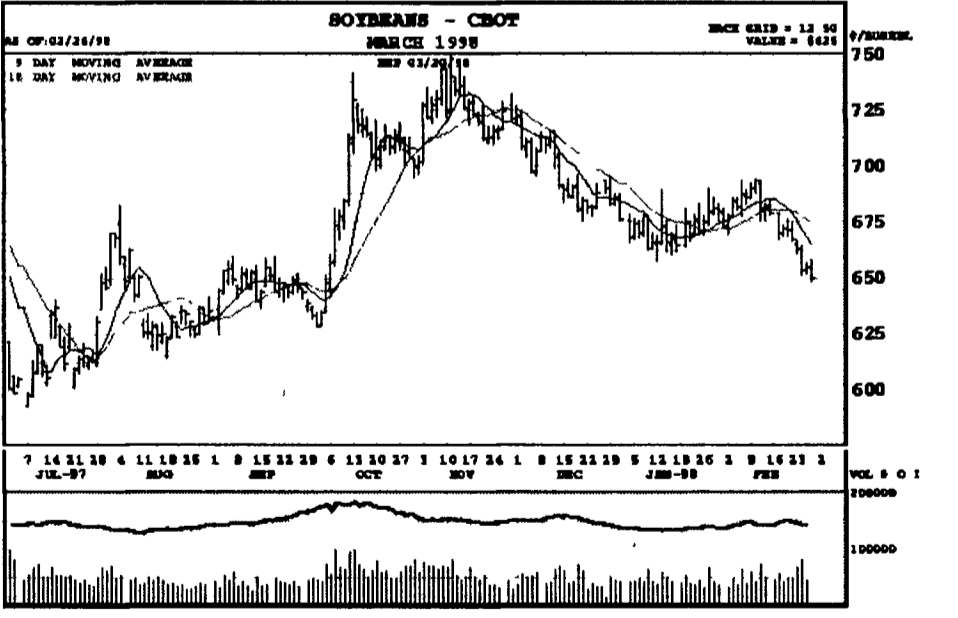
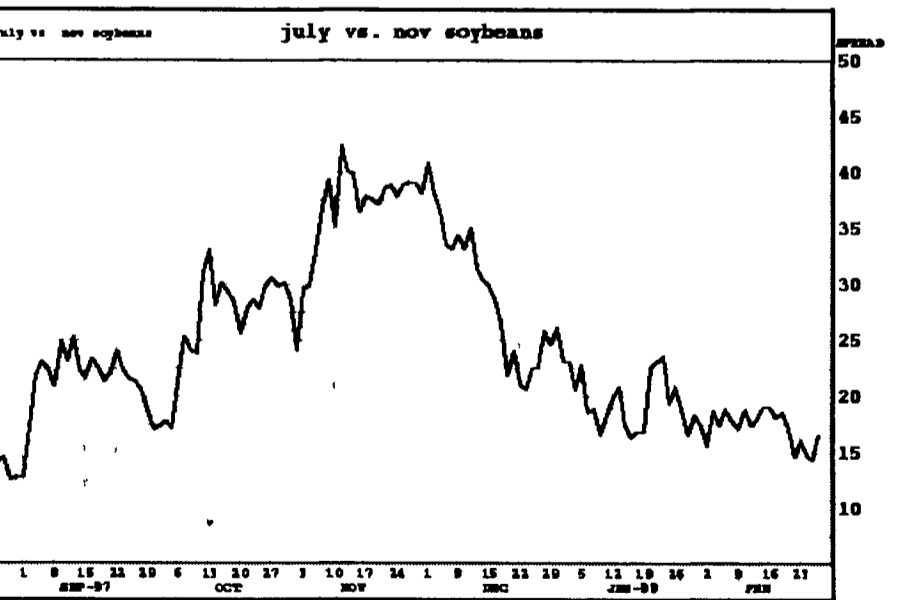
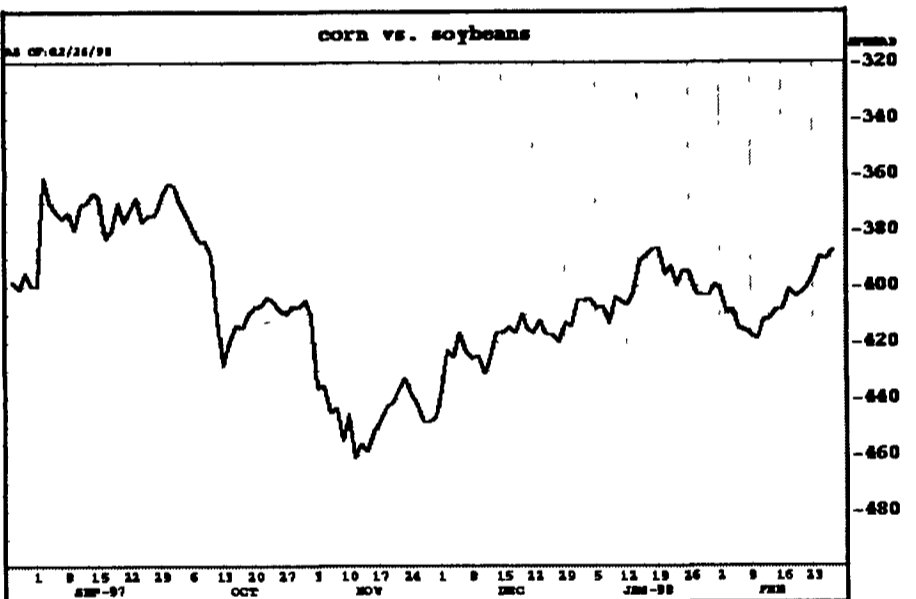
Symbol	CH8	02/26/98	Open	2632	High	2642	Low	2620	Last Chge	-14
-----Moving Average-----			ay	09	18	40	Day	09	18	40
-----Momentum-----			ay	2662	2692	2697	Day	-82	-106	-50
-----Stochastic-----			ay	09	14	20	Day	09	14	20
-----Directional Indicator-----			to	2.63	2.08	1.56	ADX	35.06	22.27	15.75
-----Relative Strength-----			k	8.65	6.28	5.12	-DI	29.24	26.66	25.21
-----Historic Volatility-----			d	12.95	9.48	9.32	+DI	8.96	12.45	14.79
-----Stochastic-----			ay	09	14	20	Day	09	14	20
-----Relative Strength-----			ay	28.28	34.99	38.95	Day	6.74%	11.98%	11.40%



Symbol	LHJ8	02/26/98	Open	4850	High	4932	Low	4750	Last Chge	-10
-----Moving Average-----			ay	09	18	40	Day	09	18	40
-----Momentum-----			ay	5112	5321	5517	Day	-540	-905	-860
-----Stochastic-----			ay	09	14	20	Day	09	14	20
-----Directional Indicator-----			to	14.97	12.44	10.14	ADX	50.82	35.31	25.25
-----Relative Strength-----			k	12.31	9.79	8.02	-DI	51.93	48.11	44.35
-----Historic Volatility-----			d	12.89	10.05	8.48	+DI	7.95	10.48	12.43
-----Stochastic-----			ay	09	14	20	Day	09	14	20
-----Relative Strength-----			ay	14.64	20.06	24.27	Day	25.93%	25.50%	22.34%



Symbol	LCJ8	02/26/98	Open	6395	High	6477	Low	6395	Last Chge	+85
-----Moving Average-----			ay	09	18	40	Day	09	18	40
-----Momentum-----			ay	6542	6581	6699	Day	-220	-280	-420
-----Stochastic-----			ay	09	14	20	Day	09	14	20
-----Directional Indicator-----			to	32.20	32.20	29.41	ADX	35.74	27.91	27.14
-----Relative Strength-----			k	23.84	22.67	20.05	-DI	35.36	34.10	33.09
-----Historic Volatility-----			d	24.62	21.16	18.34	+DI	11.27	13.26	14.40
-----Stochastic-----			ay	09	14	20	Day	09	14	20
-----Relative Strength-----			ay	40.07	39.47	39.32	Day	20.34%	17.40%	16.16%



Symbol	SH8	02/26/98	Open	6542	High	6580	Low	6480	Last Chge	-46
-----Moving Average-----			ay	09	18	40	Day	09	18	40
-----Momentum-----			ay	6642	6744	6732	Day	-326	-230	-332
-----Stochastic-----			ay	09	14	20	Day	09	14	20
-----Directional Indicator-----			to	4.86	3.80	3.80	ADX	32.02	20.55	14.90
-----Relative Strength-----			k	8.71	8.08	8.74	-DI	35.06	29.73	26.65
-----Historic Volatility-----			d	14.39	14.86	16.88	+DI	11.19	14.97	17.14
-----Stochastic-----			ay	09	14	20	Day	09	14	20
-----Relative Strength-----			ay	24.42	31.82	36.38	Day	9.30%	11.60%	12.36%

So. St. Paul, Mn Thursday February 26, 1998
Chicago Board of Trade Grain Futures

	Settlement	Change	Contract High	Contract Low
Wheat:				
Mar	3.21 1/2	up 2 3/4	4.70	3.16
May	3.32 1/4	up 2 3/4	4.39 1/2	3.26 1/2
Jul	3.42 1/2	up 3 3/4	4.25	3.33
Sep	3.50	up 4 1/2	4.06	3.41
Dec	3.60	up 3 1/2	4.17	3.52
Corn:				
Mar	2.62 1/4	dn 1 1/2	3.04	2.36
May	2.71	dn 1 1/2	3.10	2.41 3/4
Jul	2.77 1/4	dn 1	3.15 1/2	2.45
Sep	2.78 1/2	dn 3/4	3.97	2.44
Dec	2.70 1/4	dn 1	3.00	2.40

(Turn to Page A19)