

# 1997 Pa. Commercial Hybrid Test Reports

PENNSTATE



## Pennsylvania Commercial Hybrid Corn Tests Report

College of Agricultural Sciences  
Cooperative Extension

### Short-season hybrids (Maturity Zone 1) 1997 results

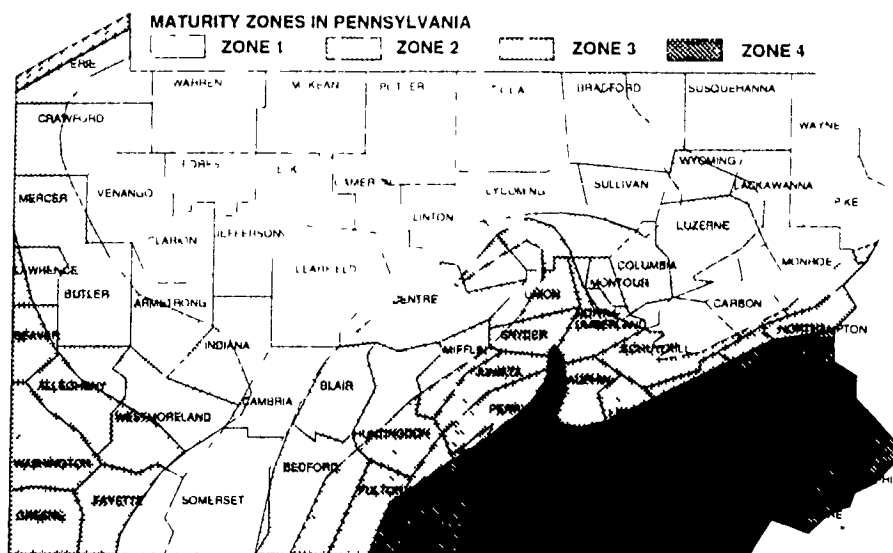
EARLY ENTRIES

Table 1. Short-season hybrid performances (Maturity Zone 1) Combined Penn State Commercial Early Entries (average of six locations). Data under Location Means indicate counties where values were obtained.

BRAND HYBRID	PERCENT OF CHECK			% H <sub>2</sub> O GRAIN	BU/A GRAIN	% ERECT	MLB RATING
	H <sub>2</sub> O	YIELD	ERECT				
DCEBLER S 23XA	88.7	83.4	101.5	23.6	95.2	98.8	3.7
GOLDEN HARVEST H2227	91.4	79.0	99.5	24.3	90.2	96.3	2.8
DOEBLER S 12K	92.5	92.0	101.4	24.6	106.1	98.7	1.2
DOEBLER S 252X	94.0	102.4	100.5	25.0	116.9	97.8	0.1
CARGILL 3677	95.1	99.8	101.0	25.3	114.0	98.3	1.0
EASTLAND E334	95.1	92.9	101.1	25.3	106.1	98.4	1.5
CHEMGRO 5369	95.1	95.9	101.5	25.3	109.5	98.8	1.5
BEACHLEY HARDY HT4310	95.5	102.5	102.0	25.4	111.1	99.2	2.2
GOLDEN HARVEST H2265	95.5	83.0	99.3	25.4	94.8	96.5	3.8
DEKALB DK443	95.5	103.6	101.1	25.4	118.3	98.4	2.2
NC-1487	95.9	115.4	101.3	25.5	131.8	98.6	0.8
GARST 8830	96.6	102.4	100.8	25.7	116.9	98.1	1.3
AGWAY AG285	97.0	118.0	101.3	25.8	134.7	98.6	1.0
PIONEER 3752	97.7	107.5	99.7	26.0	122.6	97.0	1.5
DEKALB DK-46	98.5	106.6	100.2	26.2	121.7	97.3	2.3
FUNK S G 4172	98.9	85.6	96.5	26.3	97.6	93.9	1.2
EASTLAND E350	99.8	105.3	101.6	26.5	120.2	98.9	1.0
DEKALB DK474	100.4	103.2	99.6	26.7	117.9	96.9	1.7
EASTLAND E540	103.8	111.7	102.5	27.6	127.6	99.7	1.0
NC-1991	103.8	91.8	100.6	27.6	104.8	97.9	2.0
MEANS	96.6	99.1	100.6	25.7	113.2	97.9	1.8
LSD (.05)				0.7	5.7	1.9	0.9
LOCATION MEANS							
Clearfield				23.7	97.1	98.3	
Cambria				30.5	136.9	96.6	
Carion				28.1	102.6	99.6	
Crawford				25.1	106.8	99.7	
Lycoming				25.1	95.8	95.3	
Centre				21.5	130.5	98.2	1.8

## CORN TALK NEWS

PENNSYLVANIA MASTER CORN GROWERS ASSOC., INC.

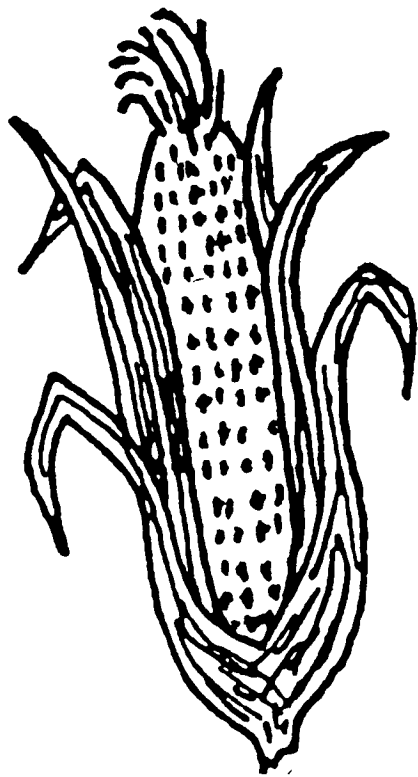


LATE ENTRIES

Table 2. Short-season hybrid performances (Maturity Zone 1) Combined Penn State Commercial Late Entries (average of six locations). Data under Location Means indicate counties where values were obtained.

BRAND HYBRID	PERCENT OF CHECK			% H <sub>2</sub> O GRAIN	BU/A GRAIN	% ERECT	MLB RATING
	H <sub>2</sub> O	YIELD	ERECT				
FUNK S G 4172	94.9	95.2	98.1	26.3	111.8	96.7	1.3
PIONEER 3752	96.4	104.0	97.7	26.7	122.1	96.3	1.3
AGWAY AG388	96.8	101.1	100.3	26.8	118.7	98.9	0.7
PIONEER 37M81	97.1	106.8	99.3	26.9	125.4	97.9	0.8
NORTHROP KING 4640	98.6	109.4	100.5	27.3	128.4	99.1	1.2
CARGILL 3677	99.6	92.2	100.7	27.6	108.2	99.3	1.0
NC-2395	99.5	104.3	100.8	27.6	122.5	99.4	1.0
AGRIPRO AP9300	100.0	104.6	100.7	27.7	122.8	99.3	0.7
DOEBLER S 434XP	100.0	87.1	99.9	27.7	102.3	98.5	1.3
DEKALB DK474	100.7	102.9	99.9	27.9	120.8	98.5	1.1
CARGILL 3911	100.7	106.3	99.8	27.9	124.8	98.2	0.8
FUNK'S 4286	100.7	77.4	100.3	27.9	90.9	96.9	0.5
NORTHROP KING 4424	100.7	105.0	101.1	27.9	124.5	99.7	1.0
DOEBLER S 4803	100.7	97.4	101.0	27.9	114.3	99.6	1.0
MYCOGEN 2620	101.1	100.6	100.8	28.0	118.1	99.4	1.3
TERRA TR1028	101.4	109.4	100.9	28.1	128.4	98.5	0.9
DOEBLER S 5103	102.2	107.7	100.9	28.3	126.4	99.5	1.1
NC-1991	102.5	95.3	100.0	28.4	111.9	98.6	1.7
TERRA E987	102.9	98.7	100.4	28.5	115.9	99.0	1.0
EASTLAND E540	104.0	110.3	101.2	28.6	129.5	99.8	0.9
DEKALB DK527	106.5	109.0	101.0	29.5	128.0	99.6	0.8
MYCOGEN 2598	106.5	117.5	99.4	29.5	137.9	98.0	1.2
MEANS	100.7	103.3	100.2	27.9	121.3	98.8	1.0
LSD (.05)			1.0	9.1	1.2	0.6	
LOCATION MEANS							
Clearfield				25.9	111.0	98.5	
Cambria				34.2	128.6	97.5	
Carion				29.8	105.9	99.8	
Crawford				27.7	123.5	99.9	
Lycoming				27.3	114.0	98.5	
Centre				22.5	144.4	98.5	1.7

(Turn to Page 13)



### IT'S NOT TOO EARLY TO THINK ABOUT YOUR PLANTER NEEDS NOW

- \* Maybe it's time to consider trading your tired or outgrown planter while new planters are still available.
- \* If a new planter is not in your budget for this season, now is certainly prime time to have Binkley & Hurst help you bring your current planter to maximum performance.

We've Got Your PARTS - See BINKLEY & HURST For All Your Planter Parts Needs:

John Deere Case IH Kinze Monosem Kinze-New Idea

Note: Planter parts discounts are in effect at Binkley & Hurst Bros. for a limited time only.

## Great Harvests Start Here.



Diagnostic Corn Meter  
**TEST CENTER**

Remove Guess Work Performance  
Call Binkley & Hurst Bros. Service Dept Today!  
Drop Them Off or Ship Them In To Us

KINZE • JOHN DEERE • NEW IDEA • KINZE •  
HAVE YOUR CORN PLANTER READY FOR SPRING!

Now Testing  
• KINZE • JOHN DEERE  
• CASE IH • NEW IDEA  
Computerized Testing Means More For Your Money!

FINGER PICKUP ROW UNITS  
ROW UNIT SEED COUNT SENSORS  
PLANTER MONITORS

Drop Them Off Or Ship Them Into Us


**WE REPAIR**

AFTER ROW UNIT IS REPAIRED WE TEST RUN EACH ROW UNIT ON OUR COMPUTERIZED TEST STAND TO MAKE SURE EACH UNIT IS PLANTING TO MAXIMUM EFFICIENCY - THEN WE GIVE YOU A READ-OUT OF EACH ROW UNITS' PLANTING ACCURACY

Note: Our corn meter and planter monitor test center, processes hundreds of units annually. Increase the proficiency of your planter by having yours tested before Spring planting.

Note: Planter uptime evaluation and service has proven to enhance crop stand establishment and all but eliminate costly and aggravating down time in planting season.

Recommendation! Schedule your uptime evaluation or meter/monitor test with BINKLEY & HURST BROS. TODAY! 1-800-414-4705



Grain Cutter with Grader-Aspirator With This Machine, Sell Your Grain For Up To \$600 A Ton

Contact Scott High @

**FMI- Feedmobile, Inc.**  
727 Furnace Hills Pike, Lititz, PA 17543  
717-626-2680 or  
FAX 717-627-4948

**BINKLEY & HURST BROS. INC.**

133 Rothsville Station Rd.  
P.O. Box 0395  
Lititz, PA 17543-0395

(717) 626-4705  
1-800-414-4705  
Fax 717-626-0996

