

# McPhersons Cultivate A-Maize-Ing Entertainment

(Continued from Page 2)

had a complete map. Also, on entrance, each group was given a Maize Quest 13-point questionnaire, with the answers scattered throughout the educational information. Both the map and question sheet lent additional challenge and learning opportunities to negotiating the tricky, interwoven paths.

McPherson estimated that, on average, players took from 45 to 90 minutes to complete their trip through the complicated maze, including time to

read the informational materials.

"People would help each other — and there were a few cheaters," he shrugged. "Once the corn began drying down and you could see through it, it was tempting for some to take shortcuts." Players observed taking shortcuts and knocking down stalks were asked to exit the game.

While mazes have become popular forms of fall entertainment in recent years, McPherson was quick to emphasize

that the project was "not a big moneymaker." The number of participants was somewhat below expectations when rain finally came, it was on what were expected to be the two largest weekends of attendance, just before Halloween.


Despite the glitches of drought, followed by the timely rains, McPherson closed up shop at the maze registration booth with typical farmer optimism, looking ahead to the challenge of creating another one next year.

"It was the first to incorporate some of the special features we have," he noted, looking ahead with plans to add to and expand some of the unique properties of Maize Quest. For now, he's not telling any of his secrets.


If you want to know what surprises Hugh McPherson and his team have up their sleeves for this year, you'll have to take the maize-maze challenge this fall and see them for yourself.



From high atop the roof of Maize Quest's customer service stand, Hugh McPherson welcomes all maze guests with open arms.



Hugh McPherson and Jill Hershey register visitors for their turns at going through the maze.



Courtney Pittler and Katle, Corey, and Sherri Burchman found their trip through the maze to be entertaining and informative.

**PLANTING:** "The placing of a seed or seedling in the soil for the purpose of establishing growth."

## Binkley & Hurst Bros. Inc., Lititz, PA;

*Committed to helping today's growers establish the best crops possible.*

### NEW EQUIPMENT

- \* **CASE IH** - Drills-Planters
- \* **KINZE** - The Planter Specialist
- \* **SUNFLOWER** - Drills
- \* **MONOSEM** - Pneumatic Metering Of Specialty Crops

### PARTS AVAILABILITY

- \* Emergency Parts Delivery Offered
- \* 24 Hours On Call
- \* Largest Planter Parts & Accessories Inventory In The East
- \* Competitive Pricing Everyday
- \* Seasonal Discount Incentives

### SERVICE SUPPORT

- \* Experienced, Factory-Trained Technicians
- \* Uptime Planter Evaluation & Reconditioning

### RECONDITIONED PRE-OWNED EQUIPMENT

- \* All Major Brands Taken In Trade
- \* Wide Range of Values To Meet Your Budget

## ALLIED PRODUCTS

• YETTER • MARTIN • ACRA PRODUCTS • DAWN • HERSCHEL/ADAMS • KEETON • RAWSON • WIESE • DISTEL • S.I. DISTRIBUTING

***We Design and Adapt Planting Systems Tailored To Your Requirements***

Options Include:


- Variable Rate Drives
- Multiple Fertilizer Applications
- G P S Systems
- MinTil / No Til / Clear Til
- Non Conventional Row Springs
- Smark Box Chemical System

***Let Us Build One For You!***

# KINZE®

## Planters That Simply Plant With Precision! BINKLEY & HURST Can Customize A Planter For You.


SWING FRAME FOR SAFER TRANSPORT  
MODEL 2600  
8, 12 & 16 ROW  
AND MODEL 2500  
6 ROW  
- TWIN LINE -  
(12' Transport Width)



- Markers
- No-Till Openers
- Liquid or Dry Fertilizer

MODEL 4 OR 6 ROW  
28" - 30", 36" - 38" ROWS

MANUFACTURER OFFERS MORE CONFIGURATIONS TO MEET YOUR SPECIFIC PLANTING REQUIREMENTS



**BINKLEY & HURST  
BROS. INC.**

133 Rothsville Station Rd.  
P.O. Box 0395  
Lititz, PA 17543-0395

(717) 626-4705  
1-800-414-4705  
Fax 717-626-0996

