



(2) 1996 Ford E250 Cargo, 351 & 300 7200 GVW, AT, PS, PB, 12 & 17 K mi.




1994 Ford E150 XLT, 8 pass., 302, AT/OD, A/C, PW, PL, tilt, cruise, 47K miles



(3) 1996 Ford E150 Chateau 351, ATO, dual A/C & heat, privacy glass, swing doors, PW, PL, tilt, cruise, quad captain & sofa bed 26-33K mi.



1996 Ford E-150 XLT, 8 pass., 351, AT/OD, dual A/C & heat, PW, PL, tilt, cruise, pri glass, 96K miles - \$11,900



(3) 1996 Ford E350 XLT, 15 pass, privacy glass, tilt, cruise, PW, PL dual A/C & heat 21-47 Kmi.



(2) 1997 Ford E350 XLT, 12 pass, 5.4 Triton V8, AT/OD dual A/C & heat, Privacy glass, PW, PL, tilt, cruise 25 & 27 Kmi.



TOWING PACKAGE
1995 Ford E350 CHATEAU, 460 AT/OD dual A/C & heat, Privacy glass PW, PL, tilt, cruise, quad captain & sofa bed 25 Kmi.



1987 Chev G20 Cargo, 305 AT, A/C, nice truck, 105 Kmi.

Four Way Auto Sales

Specializing In Vans

Toll Free 1-888-847-8029 or 717-354-3199

DELUXE PICKUP SEATS

- * American Made
- * Fold Down Center Console
- * Luxurious Fabrics
- * Full Size Trucks


\$344.00

FOB FACTORY
Other Styles and Sizes to Fit Mini
Pickups and Vans Available \$464-\$600

Call for Color Catalog & Fabric Swatches

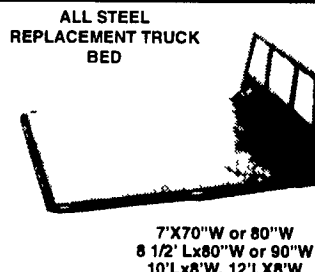
Emerson Seating

1-301-864-1079



1995 Chevy Truck, 16' Box, 4 Cyl. Diesel, 5 Spd, 14,250 GVW, 56K Miles.

717-354-3199



ALL STEEL REPLACEMENT TRUCK BED

7'x70"W or 80"W
8 1/2' Lx80"W or 90"W
10'Lx8"W, 12'Lx8"W

Car Dollie



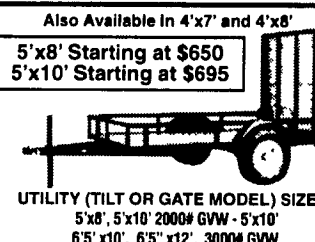
Special \$795

Highway Hydraulic Dump



FREE BATTERY


5'x8', 3000# \$2,095
5'x8', 5000# \$2,495
6'x10', 7,000# \$3,195
6'x10', 10,000# \$3,495
7'x12', 10,000# \$3,995



Also Available In 4'x7' and 4'x8'

5'x8' Starting at \$650
5'x10' Starting at \$695

UTILITY (TILT OR GATE MODEL) SIZES:
5'x8', 5'x10' 2000# GVW - 5'x10'
6'5'x10', 6'5'x12', 3000# GVW



UTILITY WITH GATE-SIZES:
16'x77", 18'x77", 7,000# GVW



CAR HAULER TRAILER:
16'x78" & 18'x78" includes 5' Beaver tail
7,000 lb. GVW 4' self storing ramps

New Trailers

24' 10-ton w/air Brakes
18' 7000 LB Deck Over

SPECIAL ON SNOWBLOWERS

Call for Prices
Over 300 Trailers In Stock
Starting At \$475.00
T-Plates
DEALERS WANTED

LOW PROFILE DUMP TRAILERS



FREE BATTERY


6'x10' GVW low profile dump trailers w/ landscape gate
7,000# \$3,495
10,000# \$3,895

Starting At \$3795 w/4' Adj. Tail



GOOSENECK SIZES: 20'x8' 12,000# or 14,000# GVW, 24'x8' 14,000# GVW

Low Profile construction
16'x77" & 18'x77"
10,000 # GVW



DECK-OVER CONSTRUCTION
14'x7' With Tail, 3000# or 4000# GVW
16'x8' With Tail, 7000# GVW
20'x8' w/Tail 10,000# GVW \$3,995

KUTZ FARM EQUIPMENT, INC.

Pine Grove, PA (717) 345-4882

FAX 717-345-8881

8 AM-5 PM Monday To Friday

8 AM-12 Saturday Or By Appointment

HUNTER KEYSTONE PETERBILT LP



1467 Manheim Pike • Lancaster, PA 17604
717 299-6630 • 800 243-2458



JCB Loader Model 520 M
Four wheel drive, 42" Forks, rebuilt engine, for height, 13'




1973-75 Mack Cement Mixers
10+11 Yard Barrels, 6 Spd, + 13 Spds, 44+ 55,000 Lb Rears, All Runs Excellent
Asking \$8,500



1993 Toyota Pickup
4 Cyl, 5 Spd Trans, AM-FM Radio, A/C, Excellent Condition, High Mileage



1977 Mack R Model tractors,
300 engine, 5 spd, 38,000 lb rears, power steering



New flatbeds available.
Sizes currently available are 12', 14', 20', 22' and 24' Racks are also available



2-Towmotor Forklifts
4 cyl. flat head gasoline, 2000 lb capacity, 36" forks, solid tires
Asking \$1,500 Each

1979 Crane Carrier Cement Mixer,
10 Yd. Rex Mixer, 230 Cummins, 8 Spd. Trans., 44,000 Lb. Rears
Asking \$8,500

Used Overhead Door For Sale
16'H x 14'W
Asking \$550

Yale Electric Hoists
1/2 ton cap., 440 volt, single and three phase.
Asking \$350/ea.

2000 lb. Yale Forklift
4 cyl. gas, 36" forks, solid tires.
Pedestal Grinder
Baldor 2 Hp., 3 phase, 220 amps

Toledo Scale
1,000 lb. Capacity
Oil Heaters
250,000 BTU's

We have Aluminum Tanker/Trailers

Wm. Cohen & Sons

Thorndale, PA

(610) 269-1298

Call between 7 am - 4:30 pm



1998 Peterbilt 330, Eng, Cat 3126, 300 H P, 9 Speed Trans, R Axle 23,000# w/Wheel Differential Lock, Air Ride Susp



1998 Peterbilt 330., Eng, Cat 3126, 300 H P, RT 8709 9 Speed Trans, REYCO Susps. w/Helper Springs, R. Axle 21,000#




1998 Peterbilt 357- Eng., C-12, 380 H.P. RTO 1690LL 10 Speed Trans, Air Ride Susps., R. Axle, Eaton 461, 46,000#, All Alu. Wheels, Up To 18'



1987 Peterbilt 362, w/90" Sleeper 3406-400 HP eng., PTO 14609B Trans., Air Leaf w/Rod Susps: DS381 Rear Axle; Hyd. PTO & Blowers



1989 Peterbilt 357, 315 HP Cummins, 9 Speed, 18,000# Front; 40,000# Rear; 22' Flatbed w/Side, Air Ride; Alum. Wheels



1992 Peterbilt 378-119, 350 Hp. Cat, RTO 14609 Trans, DS402- 4.11 Rear Axle, 36" Sleeper, Low Ride, Air Susp.