



# PANORAMA

## Landscape Equipment



Box Blades, Rock Rakes, Tilt & Angle Blades (Most Sizes Available)

## Rotary Tillers




Wide Range Models to fit tractors from 20-50 HP

## Post Drivers & Diggers




Make your hard fencing job easy with a Panorama post digger or driver.

## Flex Tine Harrows




The original flex tine harrow that will do the job right.

## Goldoni Tractors



Europe's Premier Tractor Horsepower Range 26 - 70, 4WD Standard Quality you can see at a glance.

## Wheel Rakes & Wheel Rake Carriers



Handles your hay gently and reduces your raking time.

## Hay Tedders



Working Width - 10' X 17' Fast, even spreading and gentle with your hay.

## Disc Mowers



High speed for fast, efficient cutting. Available in 7', 8' or 9' models.

## Finishing & Rotary Mowers



For a smooth cut, look for the Panorama mowers. 4' to 7' available.

## MY-D HAN-D

- BALE ELEVATORS
- CONVEYORS
- PORTABLE ELEVATORS

MY-D HAN-D:

BUILT LIKE YOUR FARM DEPENDED ON IT.

Pound For Pound, Dollar for Dollar

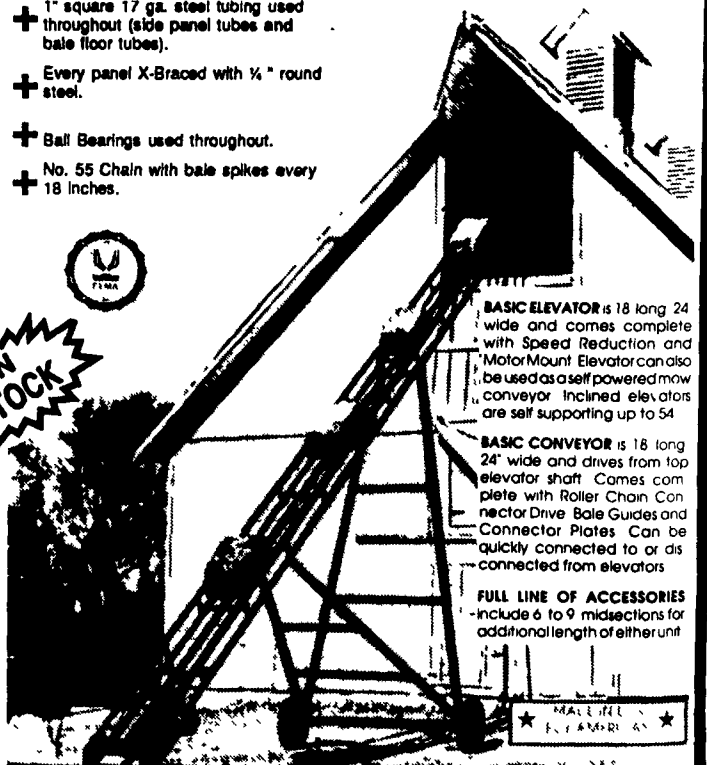
MY-D HAN-D: Gives You More

WE HAVE AUGERS & SINGLE CHAIN IN STOCK

- + 1" square 17 ga. steel tubing used throughout (side panel tubes and bale floor tubes).
- + Every panel X-Braced with 1/2" round steel.
- + Ball Bearings used throughout.
- + No. 55 Chain with bale spikes every 18 inches.



IN STOCK



BASIC ELEVATOR is 18 long 24 wide and comes complete with Speed Reduction and MotorMount. Elevator can also be used as a self-powered mow conveyor. Inclined elevators are self supporting up to 54'.

BASIC CONVEYOR is 18 long 24" wide and drives from top elevator shaft. Comes complete with Roller Chain Connector Drive Bale Guides and Connector Plates. Can be quickly connected to or disconnected from elevators.

FULL LINE OF ACCESSORIES - include 6 to 9 midsections for additional length of either unit.

MADE IN AMERICA

IN STOCK

See Us At The  
PA STATE FARM SHOW  
JAN. 10-15, MAIN FLOOR  
Corner #342-345 & 358-359

# RYDER SUPPLY CO.

539 Falling Spring Road  
P.O. Box 219  
Chambersburg, PA 17201-0219  
Phone 717-263-9111