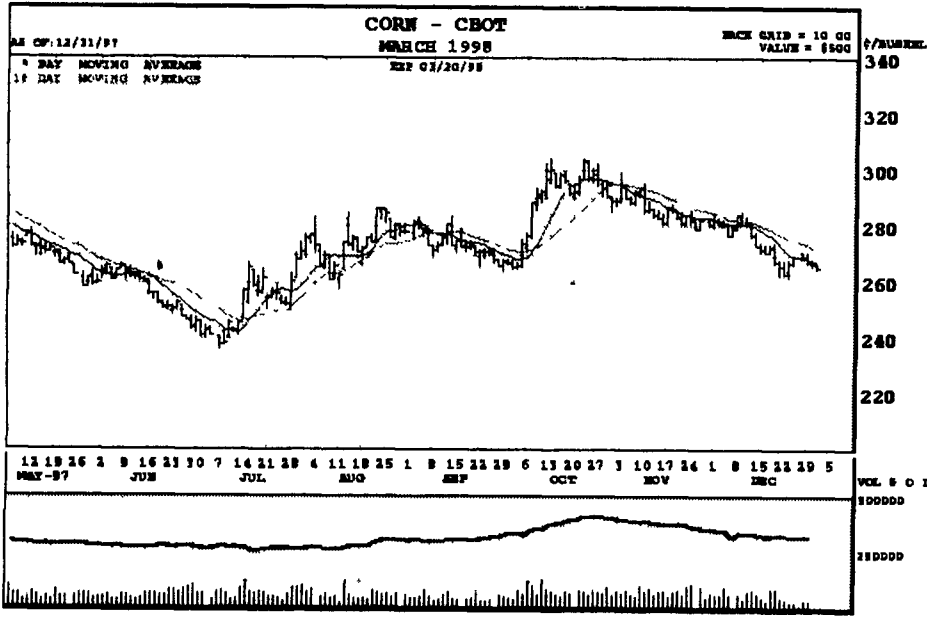


GRAIN, CATTLE AND HOG FUTURES MARKETS

Markets Courtesy Of Chicago Board and Merchants Exchange
(Closing bids: Wednesday, December 31, 1997)

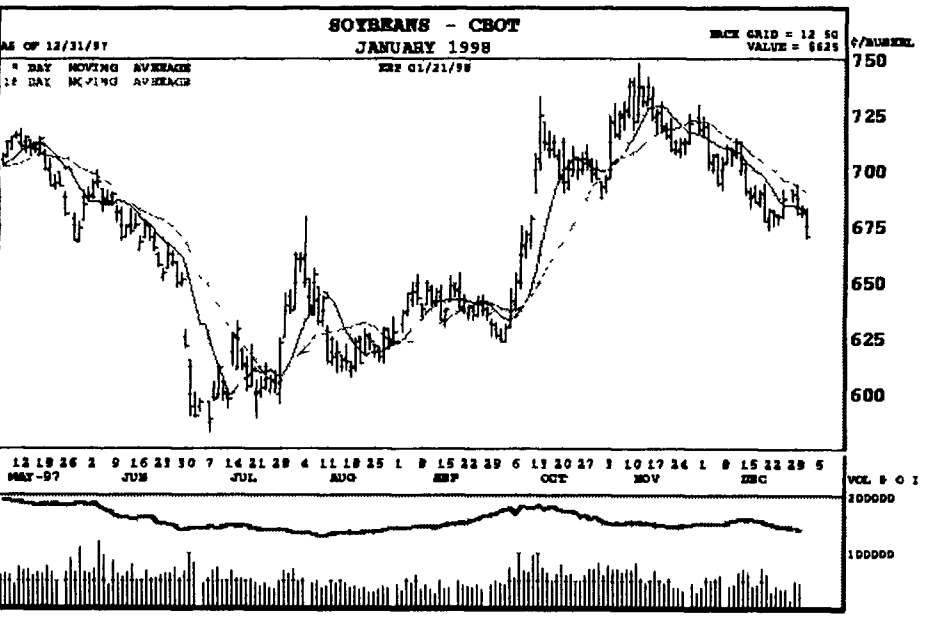


Symbol	Open	High	Low	Last Chge
CBT - 12/31/97	2664	2670	2646	2650 -16

---Moving Average---			---Momentum---				
9y	09	18	40	Day	09	18	40
	2666	2717	2785		-74	-120	-300

---Stochastic---			---Directional Indicator---				
9y	09	14	20	Day	09	14	20
o	25	00	15	38	13	04	
c	34	40	20	28	19	05	
i	32	87	20	29	19	46	

---Relative Strength---			---Historic Volatility---				
9y	09	14	20	Day	09	14	20
	32	43	34	93	37	84	



Symbol	Open	High	Low	Last Chge
CBT - 12/31/97	6810	6830	6700	6704 -106

---Moving Average---			---Momentum---				
9y	09	18	40	Day	09	18	40
	6807	6897	7057		-190	-234	512

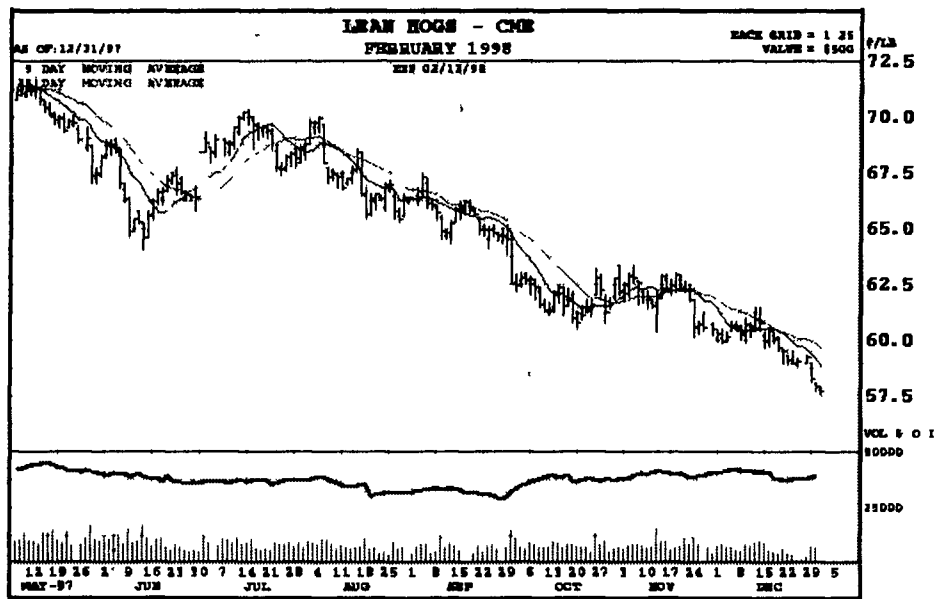
---Stochastic---			---Directional Indicator---				
9y	09	14	20	Day	09	14	20
o	2	08	1	16	1	14	
c	27	57	15	74	12	44	
i	32	41	20	08	15	58	

---Relative Strength---			---Historic Volatility---				
9y	09	14	20	Day	09	14	20
	30	80	35	57	39	87	

Omaha, NE Wednesday, December 31, 1997 USDA-Market News
Chicago Mercantile Exchange Futures Prices - 11:30 report

STRIKE	OPEN	HIGH	LOW	LAST	SETT	CHGE	VOL	OPEN INT
Live Cattle:								
Prices as of 12/31/97 11:31 AM								
FEB98	66.500	66.700	66.400	66.550	----	+20	3094	48464
APR98	68.750	69.050	68.650	68.875	----	+32	1632	28413
JUN98	68.200	68.525	68.175	68.450	----	+27	560	15590
AUG98	68.975	69.100	68.750A	69.000	----	+20	100	6620
OCT98	71.700	71.825	71.700	71.700	----	+10	20	1853
DEC98	72.800	72.800	72.800	72.800	----	UNCH	1	335
TOTAL							5407	101275

STRIKE	OPEN	HIGH	LOW	LAST	SETT	CHGE	VOL	OPEN INT
Feeder Cattle:								
Prices as of 12/31/97 11:31 AM								
JAN98	75.800	76.200	75.800	75.975	----	+12	396	6993
MAR98	75.800	76.150	75.725	75.950	----	+7	664	5323
APR98	76.500	76.850	76.500	76.700	----	+17	93	2359
MAY98	77.650	77.775	77.525	77.650	----	+10	30	1865
AUG98	79.500	79.800	79.500	79.775	----	+5	6	913
SEP98	79.575	79.750	79.575	79.750	----	+15	3	182
OCT98	79.550	79.700	79.550	79.700	----	+10		175
NOV98	----	----	----	----	----	UNCH		3
TOTAL							1192	17813

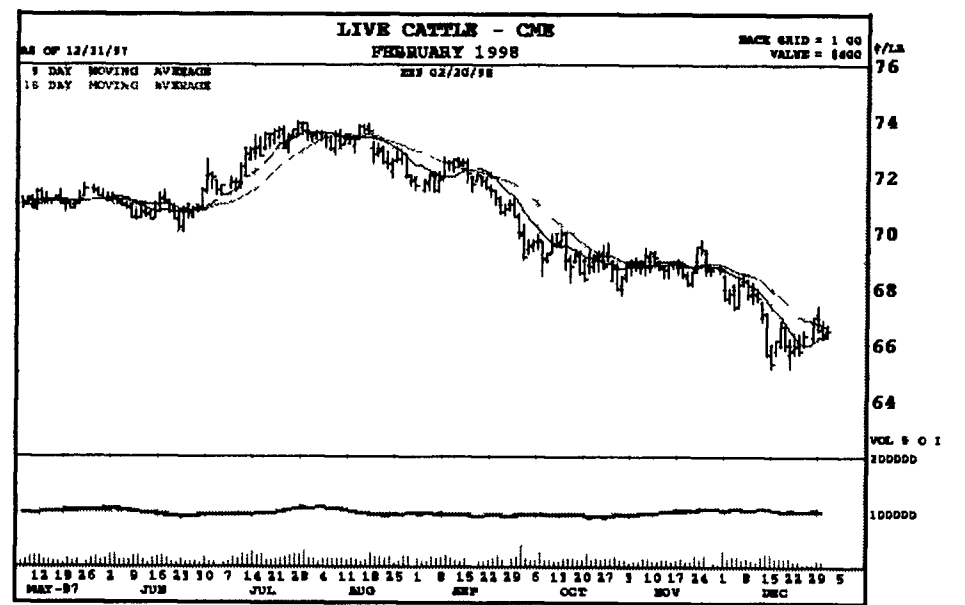


Symbol	Open	High	Low	Last Chge
HGB - 12/31/97	5775	5792	5755	5770 -15

---Moving Average---			---Momentum---				
9y	09	18	40	Day	09	18	40
	5878	5961	6069		-232	-292	-477

---Stochastic---			---Directional Indicator---				
9y	09	14	20	Day	09	14	20
o	5	88	3	85	3	85	
c	8	79	6	33	5	88	
i	11	97	9	22	7	72	

---Relative Strength---			---Historic Volatility---				
9y	09	14	20	Day	09	14	20
	20	96	26	81	30	89	

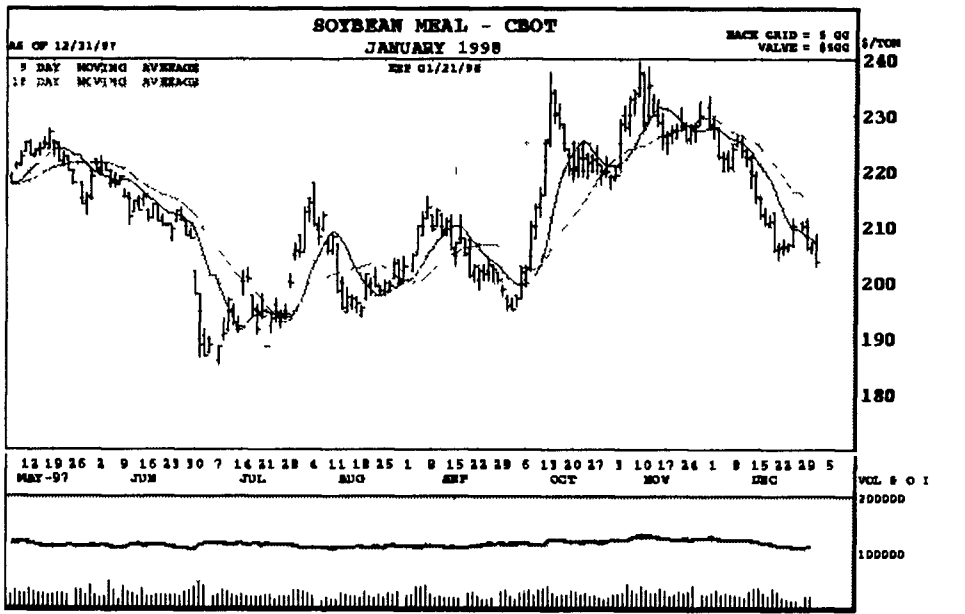


Symbol	Open	High	Low	Last Chge
CG8 12/31/97	6650	6670	6630	6645 +10

---Moving Average---			---Momentum---				
9y	09	18	40	Day	09	18	40
	6622	6658	6771		-20	-172	-240

---Stochastic---			---Directional Indicator---				
9y	09	14	20	Day	09	14	20
o	58	72	54	17	38	58	
c	57	99	44	99	35	96	
i	52	30	37	84	31	44	

---Relative Strength---			---Historic Volatility---				
9y	09	14	20	Day	09	14	20
	46	87	44	52	43	36	



Symbol	Open	High	Low	Last Chge
SMFB - 12/31/97	20720	20870	20300	20380 -340

---Moving Average---			---Momentum---				
9y	09	18	40	Day	09	18	40
	20702	21267	22130		720	-1680	2460

---Stochastic---			---Directional Indicator---				
9y	09	14	20	Day	09	14	20
o	8	42	4	04	3	40	
c	24	08	12	14	9	84	
i	25	26	14	18	11	36	

---Relative Strength---			---Historic Volatility---				
9y	09	14	20	Day	09	14	20
	26	99	30	76	35	28	