

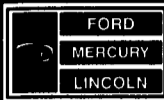


**1995 FORD BRONCO 4X4**  
 Eddie Bauer only 34,000 Miles Super Clean #4140A Just Traded  
**Priced To Sell \$20,999**



**1995 FORD F250 4X4**  
 351-V8, Auto, Air, XLT, Loaded, 45,000 Miles Was \$20,999  
**NOW \$19,499**

Unless the Chapman Emblem is on Your Car or Truck, You Probably Paid Too Much!



**FORD**

A Division of THE CHAPMAN AUTO GROUP

**LEBANON**

-20th & CUMBERLAND STS - RT 422 WEST

9-9 DAILY 9-5 SATURDAY • SHEEHY HOTLINE (717) 272-7671 OR 533-5291

**Super Rugged ♦ Commercial Grade**

**WHY CURTIS?**

**FEATURE 7 (OPTIONAL) GRILL MOUNTED REMOTE LIFT SWITCH**  
 Allows operation of lift cylinder from front of truck to assist in plow installation

**FEATURE 1**

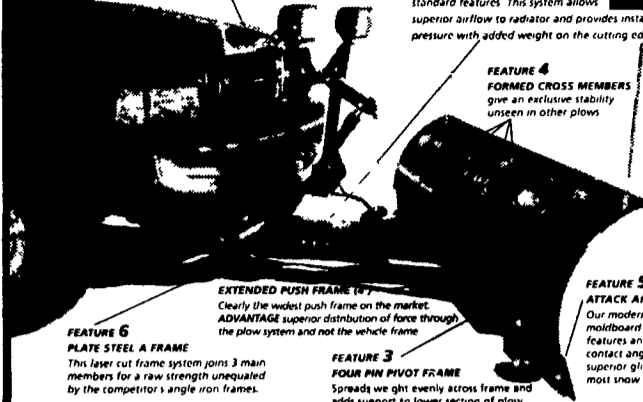
**HIDE AWAY HYDRAULICS**

Our hydraulic cavity tucks away our power system. No belts and pulleys under the hood and no ugly box on the front of your truck. A 1 1/4" skid plate and gasketed top cover are also standard features. This system allows superior airflow to radiator and provides instant down pressure with added weight on the cutting edge.

**FEATURE 4**

**FORMED CROSS MEMBERS**

give an exclusive stability unseen in other plows.



**FEATURE 6**

**PLATE STEEL A FRAME**

This laser cut frame system joins 3 main members for a raw strength unequaled by the competitor's angle iron frames.

**FEATURE 3**

**FOUR PIN PIVOT FRAME**

Spreads weight evenly across frame and adds support to lower section of plow.

**FEATURE 5**

**ATTACK ANGLE**

Our modern designed moldboard features an 11° contact angle for a superior glide trip in most snow conditions.

**EXTENDED PUSH FRAME (EPF)**

Clearly the widest push frame on the market.

ADVANTAGE superior distribution of force through the plow system and not the vehicle frame.

Compared to the rest...

Curtis Feature #	Description	Fisher	Meyer	Western	Bess	One Way
1	Hide Away Hydraulics					
2	Extended Push Frame					
3	Four Pin Pivot Frame					
4	Formed Cross Members					
5	Attack Angle					
6	Plate Steel A Frame					
7	Grill Mounted Lift Switch (Optional)					

**NO!**



(2) 1995 GMC G2500 Rally STX, 8 pass, 350, dual A/C, privacy glass, tilt, cruise, PW, PL, 30 & 46K mi.



1996 Dodge B3500 SLT, 15 pass, 360, dual A/C & heat, privacy glass, PW, PL, tilt, cruise 22K mi.



(3) 1996 Ford E150 Chateau 351, ATO, dual A/C & heat, privacy glass, swing doors, PW, PL, tilt, cruise, quad captain & sofa bed 26-33K mi.




(3) 1996, (1) 1995 Ford E350 XLT, 15 pass, privacy glass, tilt, cruise, PW, PL, dual A/C & heat 21 - 49K mi.



1995 Ford E150 XLT, 8 pass, 351, dual A/C & heat, privacy glass, tilt, cruise, PW, PL, swing doors, black, 42K mi. also 97,94, 93 available

**Four Way Auto Sales**  
 Specializing In Vans  
 Toll Free 1-888-847-8029  
 or 717-354-3199

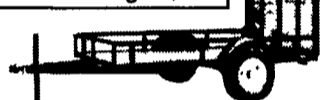
**ALL STEEL REPLACEMENT TRUCK BED**




7'X70"W or 80"W  
 8 1/2' Lx80"W or 90"W  
 10'Lx8"W, 12'Lx8"W

Also Available in 4'x7' and 4'x8'

5'x8' Starting at \$650  
 5'x10' Starting at \$695



**UTILITY (TILT OR GATE MODEL) SIZES:**  
 5'x8', 5'x10' 2000# GVW - 5'x10'  
 6'5"x10', 6'5"x12', 3000# GVW



**UTILITY WITH GATE-SIZES:**  
 16'x77", 18'x77", 7,000# GVW



**CAR HAULER TRAILER:**  
 16'x78" & 18'x78" includes 5' Beavertail  
 7,000 lb. GVW 4' self storing ramps

**Car Dollie**



Special \$795

**Highway Hydraulic Dump**



**FREE BATTERY**

5'x8', 3000# \$2,085  
 5'x8', 5000# \$2,495  
 6'x10', 7,000# \$3,195  
 6'x10', 10,000# \$3,495  
 7'x12', 10,000# \$3,995

**LOW PROFILE DUMP TRAILERS**



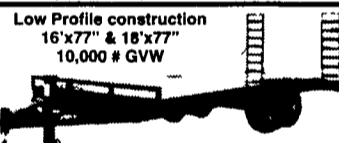
**FREE BATTERY**

6'x10' GVW low profile dump trailers w/ landscape gate  
 7,000# \$3,495  
 10,000# \$3,895

Starting At \$3795 w/4' Adj. Tail



**GOOSENECK SIZES:** 20'x8' 12,000# or 14,000# GVW, 24'x8' 14,000# GVW



**Low Profile construction**  
 16'x77" & 18'x77"  
 10,000 # GVW

**DECK-OVER CONSTRUCTION**  
 14'x7' With Tail, 3000# or 4000# GVW  
 16'x8' With Tail, 7000# GVW  
 20'x8' w/Tail 10,000# GVW \$3,895

**KUTZ FARM EQUIPMENT, INC.**

Pine Grove, PA (717) 345-4882 FAX 717-345-2884

8 AM-5 PM Monday To Friday  
 8 AM-12 Saturday Or By Appointment

**LEFEVER BROS. CHEVROLET CHEVY TRUCKS Geo**

YOUR DIRECT LINE TO GENUINE GM PARTS

**(800) 533-3837**

When you call the number listed above, you'll reach our wholesale parts specialists, who can help you keep your GM repair work moving quickly.

Ask about:

- Specializing in GM Medium Duty Trucks, Current and Obsolete.
- \$500,000 Parts Inventory.
- Parts Locator for Those Hard to Find Items.
- We Ship Anywhere, Local Delivery Available.
- Experienced, Knowledgeable Personnel.

Mon., Tues., Thurs., Fri. 7:30 a.m.-4:30 p.m.  
 Weds. 7:30 a.m.-8:30 p.m.  
 Major Credit Cards Accepted

**(717) 432-9697**

Quality Dealer Since 1921  
 406 U.S. Rt. 15, Dillsburg, PA 17019

**GM Goodwrench Service**



**Kodiak Chevy Trucks CAT DIESEL POWER**

**HUNTER KEYSTONE PETERBILT LP**

1467 Manheim Pike • Lancaster, PA 17604  
 717 299-6630 • 800 243-2458



**1989 Peterbilt 357, 315 HP Cummins, 9 Speed, 18,000# Front; 40,000# Rear, 22' Flatbed w/Side, Air Ride; Alum Wheels**



**1984 Peterbilt 359, 3406 Eng, 425 HP, 15 Speed Overdrive, Air Ride Susp, Ds 40,000; 36" Sleeper**



**1993 Peterbilt 378, 63" Sleeper, 350 Hp Eng Jake Brakes, 9 Speed Trans Peterbilt A/Leaf Susps.; Lightweight 16,420 Lbs w/150 Gals Fuel**



**1992 Peterbilt 378-119, 350 Hp Cat, RTO 14609 Trans, DS402- 4 11 Rear Axle, 36" Sleeper, Low Ride, Air Susp**