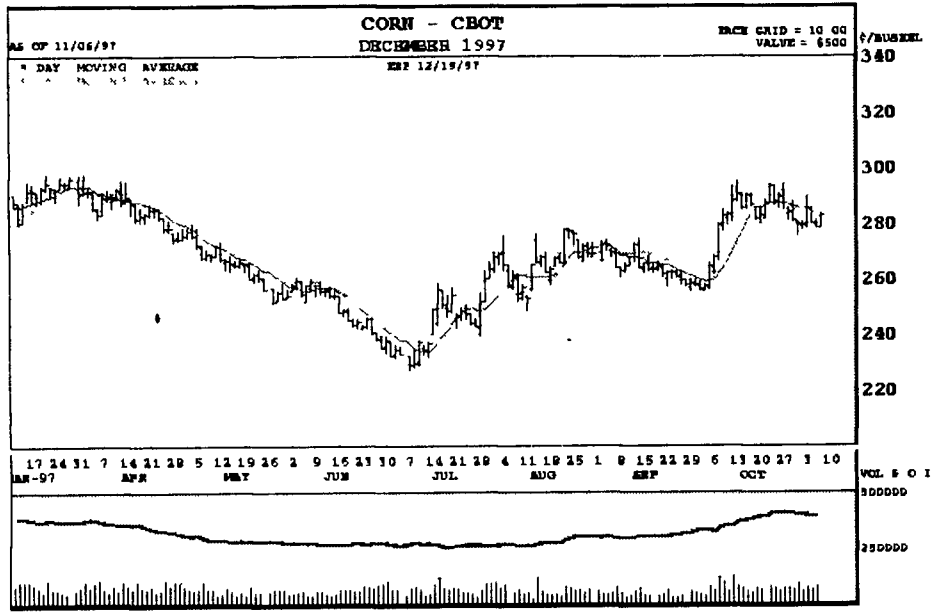
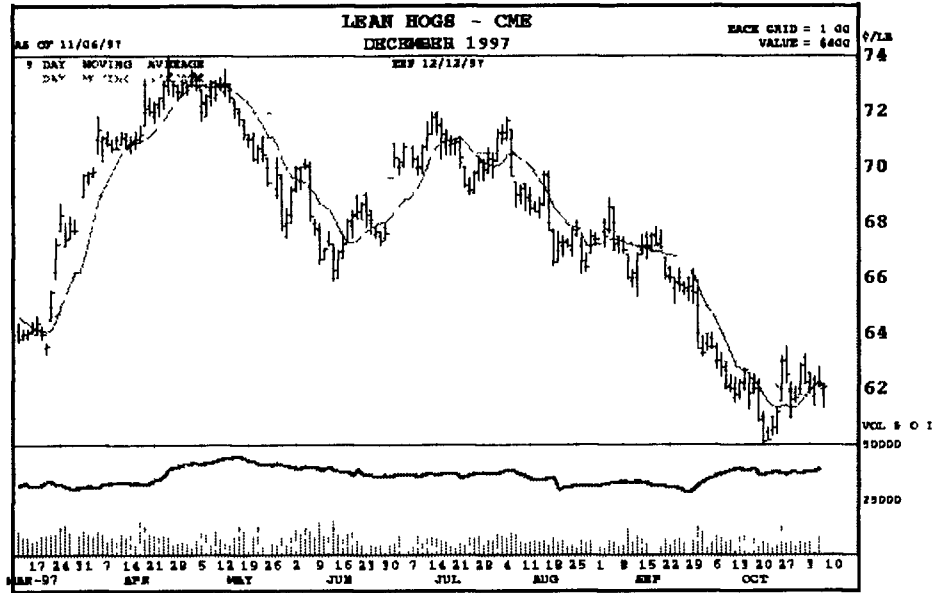


# GRAIN, CATTLE AND HOG FUTURES MARKETS

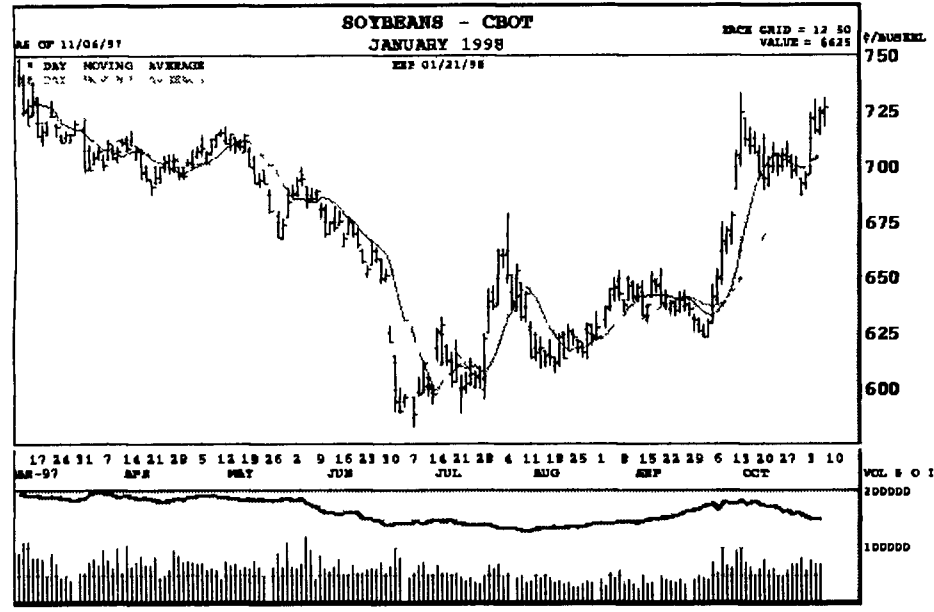
Markets Courtesy Of Chicago Board and Merchante Exchange  
(Closing bids: Thursday, November 6, 1997)



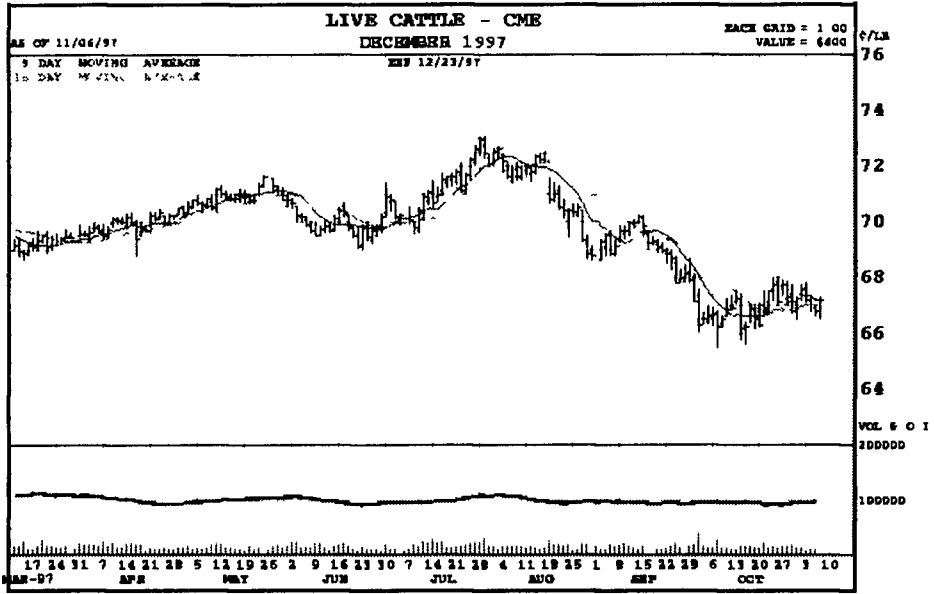
Symbol	Open	High	Low	Last	Chge		
Z7	11/06/97	284	283	282	281	+41	
--- Moving Average ---							
3y	09	18	40	Day	04	18	10
	2871	2871	2871		2871	2871	+104
--- Stochastic ---							
3y	09	14	20	Day	09	14	20
o	40	54	40	54	38	46	
c	31	80	37	27	74	3	
i	33	04	74	88	50	04	
--- Directional Indicator ---							
3y	09	14	20	Day	09	14	20
o	14	46	34	18	6	18	23
c	51	05	54	97	58	06	
i	54	09	58	11	54	22	
--- Relative Strength ---							
3y	09	14	20	Day	09	14	20
	51	72	54	24	4	0	
--- Historic Volatility ---							
3y	09	14	20	Day	09	14	20
	48	91	45	70	43	51	
					14	06	18
					38	17	37



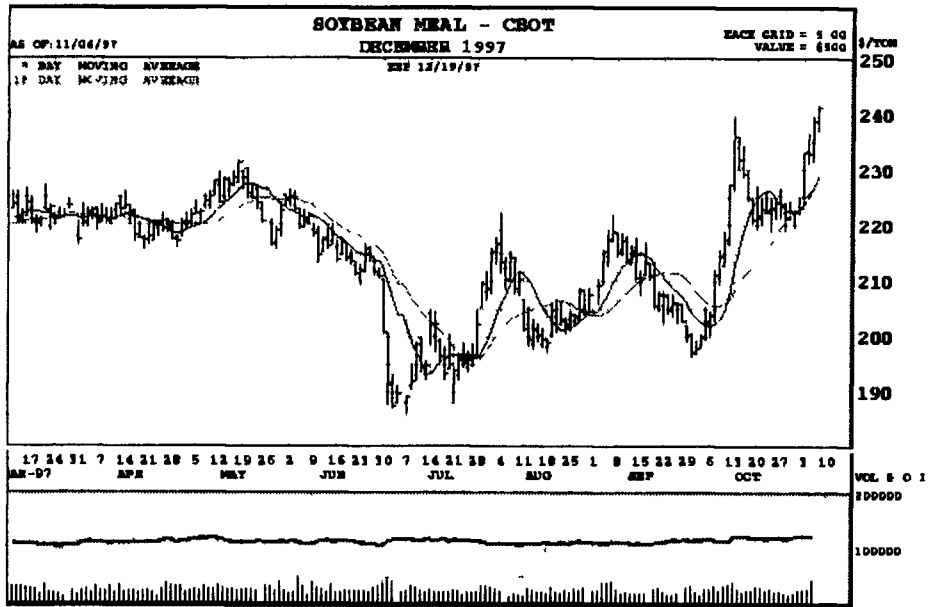
Symbol	Open	High	Low	Last	Chge		
JH27	11/06/97	6700	6717	6732	6205	5	
--- Moving Average ---							
3y	09	18	40	Day	04	18	40
	6210	6210	6210		6210	6210	475
--- Stochastic ---							
3y	09	14	20	Day	09	14	20
o	14	46	34	18	6	18	23
c	51	05	54	97	58	06	
i	54	09	58	11	54	22	
--- Directional Indicator ---							
3y	09	14	20	Day	09	14	20
o	14	46	34	18	6	18	23
c	51	05	54	97	58	06	
i	54	09	58	11	54	22	
--- Relative Strength ---							
3y	09	14	20	Day	09	14	20
	48	91	45	70	43	51	
					14	06	18
					38	17	37



Symbol	Open	High	Low	Last	Chge		
SB8	11/06/97	7250	7310	7180	7264	+26	
--- Moving Average ---							
3y	09	18	40	Day	09	18	40
	7083	7056	6744		+214	+20	+810
--- Stochastic ---							
3y	09	14	20	Day	09	14	20
o	89	77	89	77	85	87	
c	74	93	74	52	80	57	
i	61	38	62	22	75	72	
--- Directional Indicator ---							
3y	09	14	20	Day	09	14	20
o	89	77	89	77	85	87	
c	74	93	74	52	80	57	
i	61	38	62	22	75	72	
--- Relative Strength ---							
3y	09	14	20	Day	09	14	20
	70	86	68	41	66	17	
--- Historic Volatility ---							
3y	09	14	20	Day	09	14	20
	20	72	17	48	23	60	



Symbol	Open	High	Low	Last	Chge		
LC27	11/06/97	6675	6727	6645	6717	+42	
--- Moving Average ---							
3y	09	18	40	Day	09	18	40
	6716	6697	6744		+7	-3	-275
--- Stochastic ---							
3y	09	14	20	Day	09	14	20
o	50	70	54	91	67	23	
c	42	93	53	56	62	70	
i	48	55	59	46	63	48	
--- Directional Indicator ---							
3y	09	14	20	Day	09	14	20
o	50	70	54	91	67	23	
c	42	93	53	56	62	70	
i	48	55	59	46	63	48	
--- Relative Strength ---							
3y	09	14	20	Day	09	14	20
	51	05	48	94	47	11	
--- Historic Volatility ---							
3y	09	14	20	Day	09	14	20
	9	87	10	53	11	37	



Symbol	Open	High	Low	Last	Chge		
SM27	11/06/97	23880	24140	23700	24120	+240	
--- Moving Average ---							
3y	09	18	40	Day	09	18	40
	22878	22665	21674		+1720	+520	+2580
--- Stochastic ---							
3y	09	14	20	Day	09	14	20
o	99	11	99	11	99	20	
c	84	44	81	24	86	10	
i	68	90	64	98	75	44	
--- Directional Indicator ---							
3y	09	14	20	Day	09	14	20
o	99	11	99	11	99	20	
c	84	44	81	24	86	10	
i	68	90	64	98	75	44	
--- Relative Strength ---							
3y	09	14	20	Day	09	14	20
	81	02	74	22	69	43	
--- Historic Volatility ---							
3y	09	14	20	Day	09	14	20
	24	99	20	62	29	53	

Chicago Mercantile Exchange Futures Prices - Close

STRIKE	OPEN	HIGH	LOW	LAST	SETT	CHGE	VOL	OPEN INT
Live Cattle:								
Settlement Prices as of 11/06/97 01:30 PM								
DEC97	66.750	67.275	66.450	67.175	67.175	+42	8274	37980
FEB98	68.850	69.400	68.500	69.100	69.125	+20	3681	27144
APR98	72.350	72.825	72.125	72.550	72.575	+20	1648	15223
JUN98	70.000	70.550	69.850	70.550	70.475	+45	639	10898
AUG98	70.000	70.600	70.000	70.300A	70.375	+37	592	3765
OCT98	72.250	72.400	72.100	72.100	72.100	+10	34	1166
DEC98	73.250	73.500B	73.250	73.500B	73.500	UNCH	1	
TOTAL							14869	96176

STRIKE	OPEN	HIGH	LOW	LAST	SETT	CHGE	VOL	OPEN INT
Lean Hogs:								
Settlement Prices as of 11/06/97 01:30 PM								
DEC97	62.000	62.175	61.325	62.050	62.050	-5	3449	19070
FEB98	62.600	62.600	61.575	62.500	62.550	-20	2432	10410
APR98	59.500	59.500	58.575	59.200A	59.200	-40	716	4314
JUN98	66.325	66.450	65.675	66.150A	66.125	-30	257	3194
JUL98	64.500	64.750	64.200A	64.550	64.625	-22	62	1140
AUG98	62.950	62.950	62.550A	62.700A	62.700	-50	1	227
OCT98	58.650	58.650	58.200A	58.375A	58.375	-37	15	370
DEC98	57.200	57.550B	57.100A	57.600A	57.550	-12	4	54
FEB99	----	58.700B	58.100A	58.700B	58.700	+15		20
APR99	----	54.800B	----	54.750A	54.750	UNCH		13
TOTAL							6936	38812