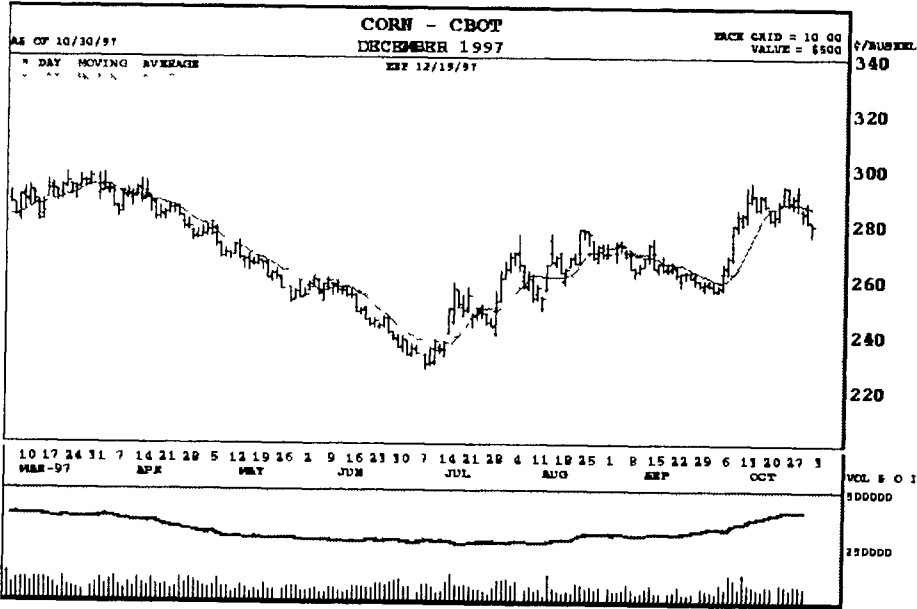
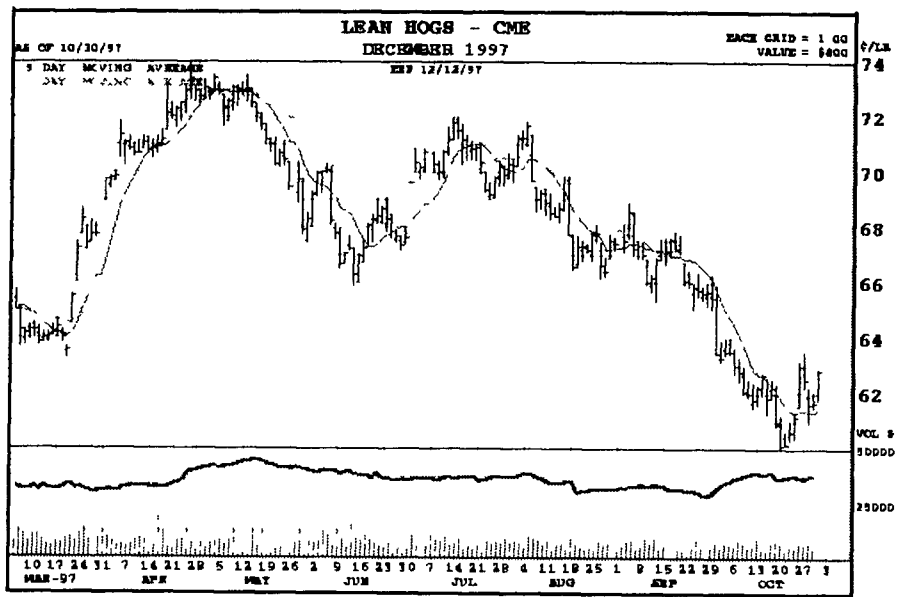


# GRAIN, CATTLE AND HOG FUTURES MARKETS

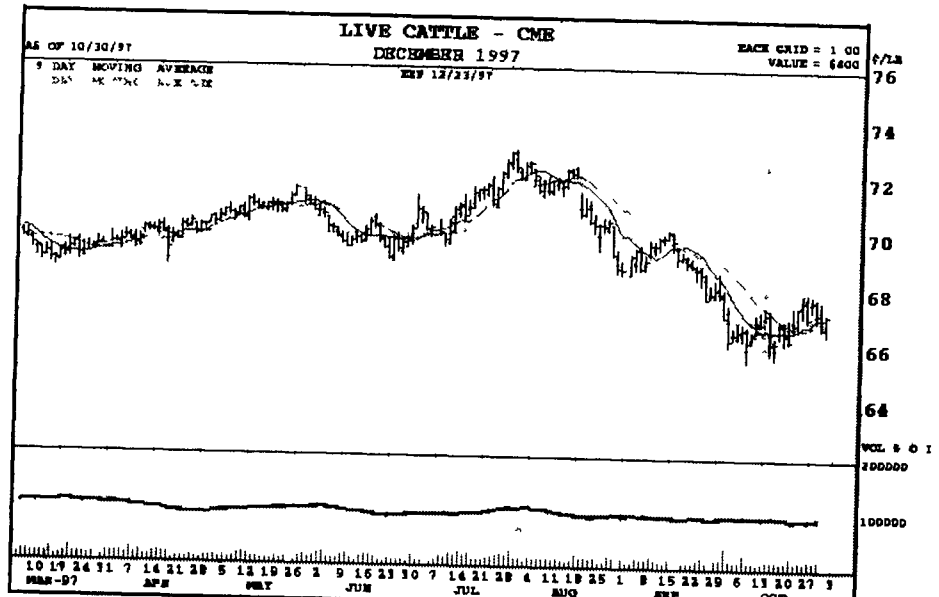
Markets Courtesy Of Chicago Board and Merchantile Exchange  
(Closing bids: Thursday, October 30, 1997)



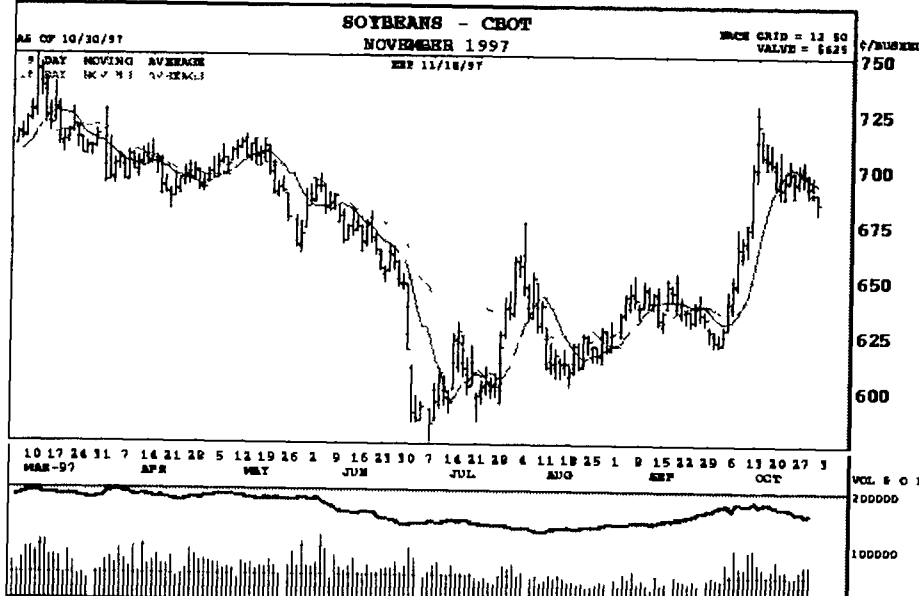
Symbol	Open	High	Low	Last Chge			
CH7	10/30/97	2804	2807	741	746	11	
Moving Average		Momentum					
1y	94	18	40	Day	04	18	10
	461	185	2731			+12	+100
Stochastic		Directional Indicator					
1y	03	14	0	Day	04	14	20
3y	47	71	79	ADX	17	28	41
5y	31	64	55	DI	18	20	14
10y	44	49	52	+DI	17	21	7
Relative Strength		Historic Volatility					
1y	19	14	1	Day	09	14	20
3y	44	47	50		21	11%	26



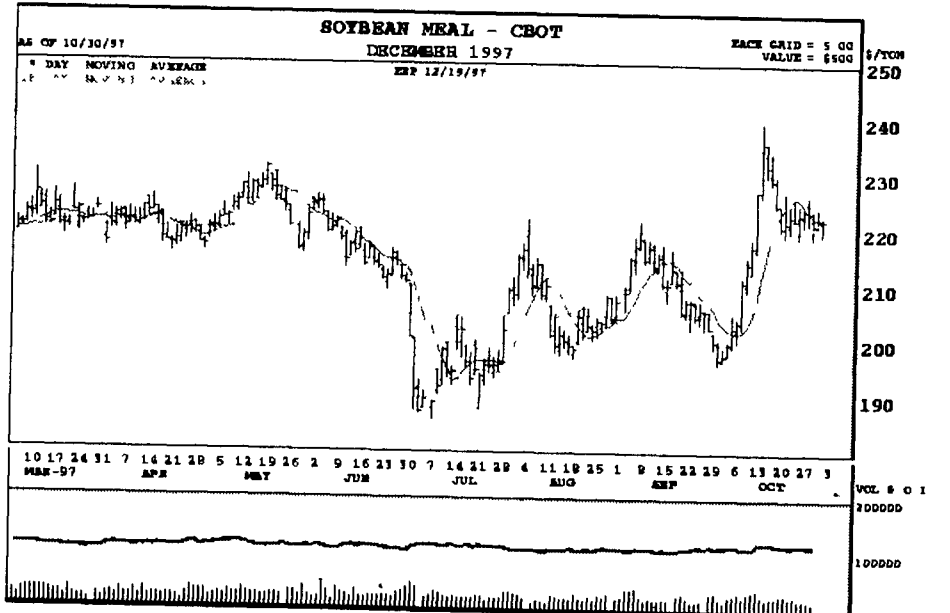
Symbol	Open	High	Low	Last Chge			
JH7	10/30/97	626	626	6140	626	+11	
Moving Average		Momentum					
1y	6147	11	41	Day	11	18	40
Stochastic		Directional Indicator					
1y	04	14	0	Day	04	14	20
3y	81	63	81	ADX	12	31	75
5y	60	85	59	DI	10	26	60
10y	49	48	17	+DI	28	60	21
Relative Strength		Historic Volatility					
1y	19	14	0	Day	09	14	20
3y	56	40	0		21	64%	20



Symbol	Open	High	Low	Last Chge			
LC27	10/30/97	6685	6725	6647	6722	+47	
Moving Average		Momentum					
1y	6715	6686	6776	Day	09	18	40
Stochastic		Directional Indicator					
1y	09	14	20	Day	09	14	20
3y	57	80	69	ADX	26	24	33
5y	59	31	67	DI	21	48	23
10y	74	73	68	+DI	11	07	12
Relative Strength		Historic Volatility					
1y	09	14	20	Day	01	14	20
3y	51	34	18		11	83%	12



Symbol	Open	High	Low	Last Chge			
SB7	10/30/97	64	64	63	64	40	
Moving Average		Momentum					
1y	11	11	11	Day	11	11	11
Stochastic		Directional Indicator					
1y	11	11	11	Day	11	11	11
Relative Strength		Historic Volatility					



Symbol	Open	High	Low	Last Chge			
SM27	10/30/97	22200	22250	21950	22220	40	
Moving Average		Momentum					
1y	22266	22315	21451	Day	09	18	40
Stochastic		Directional Indicator					
1y	09	14	20	Day	09	14	20
3y	40	00	15	ADX	27	45	27
5y	36	35	32	DI	22	43	20
10y	36	09	45	+DI	23	43	26
Relative Strength		Historic Volatility					
1y	09	14	20	Day	09	14	20
3y	54	08	56		7	90%	22

### EAST FLUID MILK AND CREAM REVIEW MADISON, WI. October 29, 1997

FLUID CREAM AND CONDENSED SKIM PRICES IN TANKLOT QUANTITIES SPOT PRICES OF CLASS II CREAM, DOLLARS PER LB BUTTERFAT

FOB producing plants:  
Northeast - 2 0020-2.6026  
Delivered Equivalent Atlanta - 2 1020-2.6026 M  
2 1020-2.3660

PRICES OF CLASS II CONDENSED SKIM, DOLLARS PER LB WET SOLIDS

FOB producing plants:  
Northeast - 1 0050-1.0550

Milk production is mostly steady to seasonally lower throughout the Northeast and Mid Atlantic areas. Cooler weather patterns have boosted production

in the Southeast and Florida. Output is slowly increasing in Florida, but the need for milk continues

Handlers imported approximately 143 loads this week originating from Wisconsin, Louisiana, and the Mid Atlantic states. This volume is double the amount of last week's total shipments. Southeastern contacts report increased milk flow, but surplus milk volumes are tight.

Manufacturing plants continue to be used only as reload stations. As a result of the high butter prices, contacts report that premiums for milk have been quoted as high as \$5.00.

The Middle Atlantic region continues its weekly shipments to Florida, but surplus milk is more available this week. Other Northeastern contacts report improved