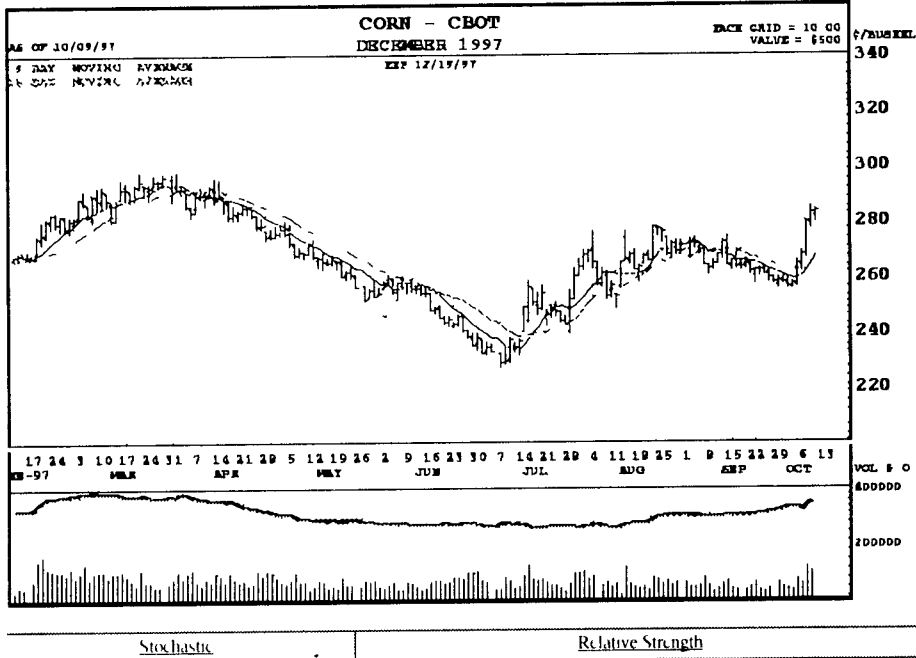
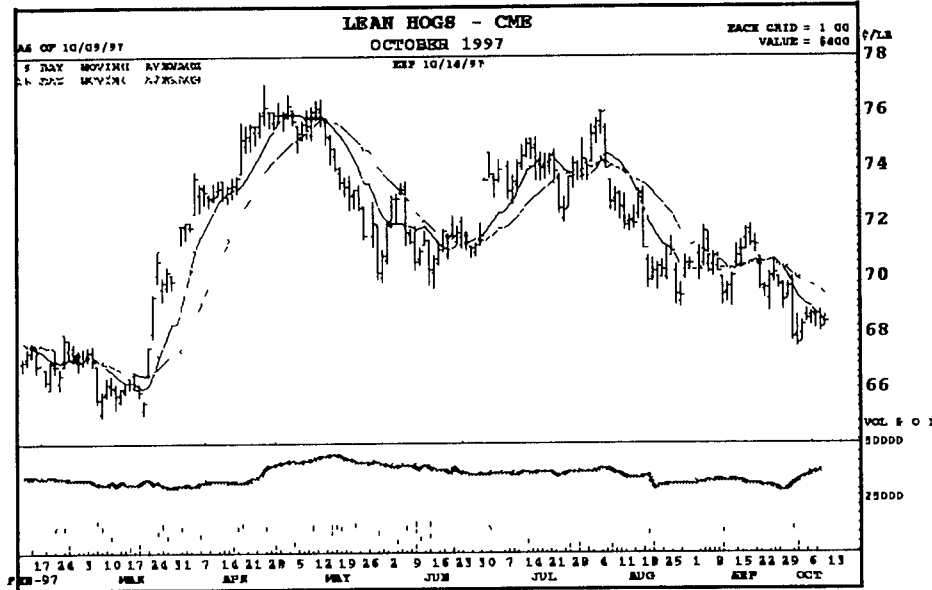


GRAIN, CATTLE AND HOG FUTURES MARKETS

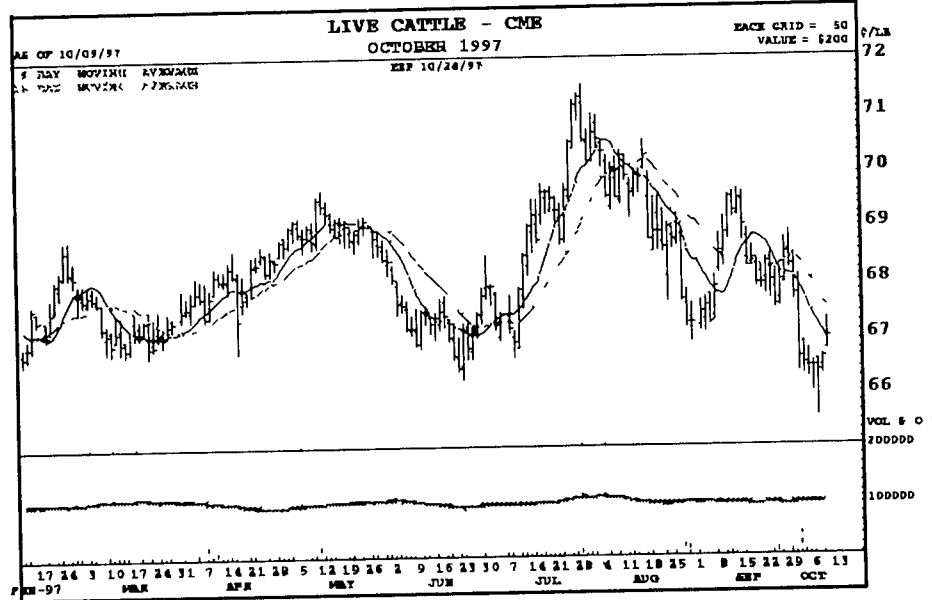
Markets Courtesy Of Chicago Board and Merchantile Exchange
(Closing bids: Thursday, October 9, 1997)



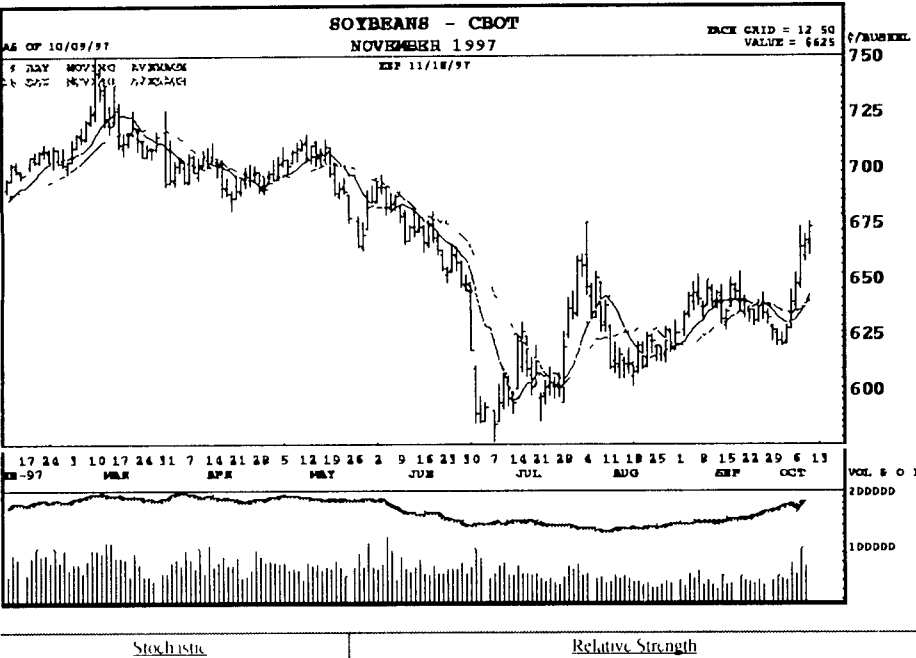
Symbol	Open	High	Low	Last Chge
11/97	270	280	260	280
Moving Average		Momentum		
10	275	285	265	285
Stochastic		Directional Indicator		
10	40	100	10	100
Relative Strength		Historic Volatility		
10	10	10	10	10



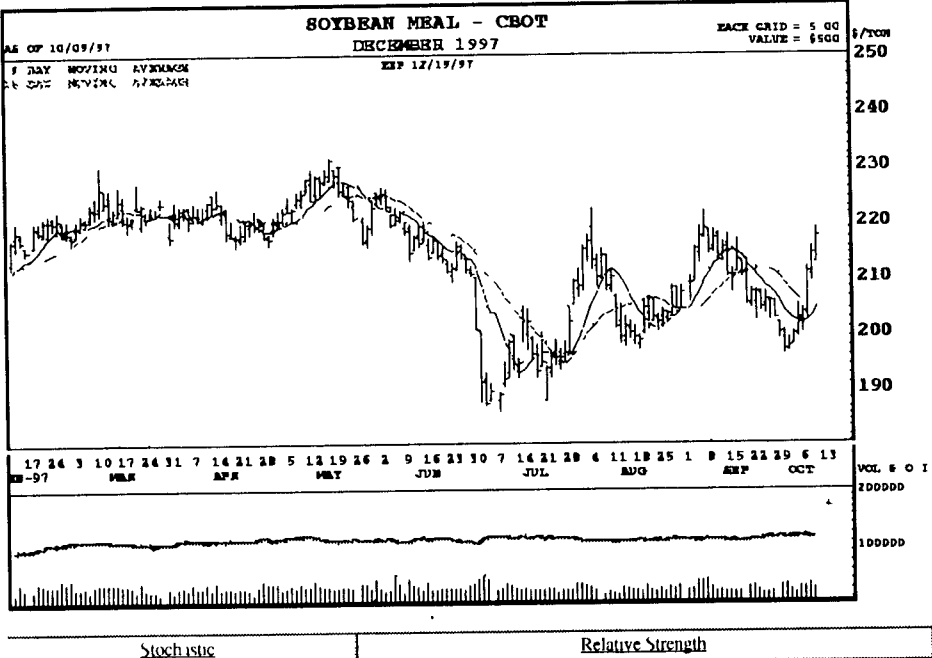
Symbol	Open	High	Low	Last Chge
11/97	68	76	68	72
Moving Average		Momentum		
10	68	76	68	72
Stochastic		Directional Indicator		
10	40	100	10	100
Relative Strength		Historic Volatility		
10	10	10	10	10



Symbol	Open	High	Low	Last Chge
11/97	66	72	66	70
Moving Average		Momentum		
10	66	72	66	70
Stochastic		Directional Indicator		
10	40	100	10	100
Relative Strength		Historic Volatility		
10	10	10	10	10



Symbol	Open	High	Low	Last Chge
11/97	600	750	600	650
Moving Average		Momentum		
10	600	750	600	650
Stochastic		Directional Indicator		
10	40	100	10	100
Relative Strength		Historic Volatility		
10	10	10	10	10



Symbol	Open	High	Low	Last Chge
11/97	190	240	190	210
Moving Average		Momentum		
10	190	240	190	210
Stochastic		Directional Indicator		
10	40	100	10	100
Relative Strength		Historic Volatility		
10	10	10	10	10

STRIKE	OPEN	HIGH	LOW	LAST	SETT	CHGE	VOL	INT
Live Cattle								
Settlement Prices as of 10/09/97 01:32 PM								
OCT97	66.700	67.275	66.700	66.950	66.925	+35	3357	9817
DEC97	66.600	67.200	66.600	66.850	66.825	+35	5938	42583
FEB98	69.250	69.850	69.250	69.575B	69.525	+30	2145	18976
APR98	72.400	73.050	72.50	72.925B	72.900	+60	655	11453
JUN98	69.350	70.000	69.350	69.750	69.725	+47	235	8116
AUG98	69.400	69.750	69.325	69.325	69.325	+47	20	2773
OCT98	72.400	72.400	72.050	72.050	72.050	+50	8	928
TOTAL							12358	94646

STRIKE	OPEN	HIGH	LOW	LAST	SETT	CHGE	VOL	INT
Lean Hogs								
Settlement Prices as of 10/09/97 01:32 PM								
OCT97	68.50	68.575	68.200	68.400B	68.375	+22	1246	6391
DEC97	62.100	62.500	61.850	62.025	61.975	-22	2937	19759
FEB98	61.550	61.750	61.275	61.500	61.325	-22	993	6940
APR98	59.000	59.200	58.825	58.850	58.875	+7	207	2475
JUN98	64.900	65.000	64.400	64.400	64.500	17	32	1463
JLY98	63.450	63.700P	63.400	63.425A	63.425	+2	17	838
AUG98	62.300	62.650P	62.300	62.450B	62.375	20	1	226
OCT98	58.600	59.050B	58.600	58.875B	58.900	-15	6	296
DEC98	56.550	57.200B	56.400A	56.600A	56.600	+5	3	29
FEB99	57.900	57.950P	57.750A	57.900	57.900	+10	2	12
APR99	---	55.050B	54.450A	55.050B	55.050	+55		8
TOTAL							5944	37437