

USED TRACTOR PARTS, also rebuilt clutches and torques. We ship UPS. Hill-T Farm Sales = Service, 4295 Richmond Palestine Road, New Madison, Ohio 45346. 937-548-0718.

Used JD tractor parts. New replacement tractor parts. We ship. Nelson Parts, 1 (800) 730-4020, (716) 526-6705.

White 2-105 canopy, red stripe, 18x38, 3400 hrs., \$8,900. (717) 867-4896.

Vermeer round balers, new and used, R23 twin rake, wheel rakes, tedders, wrappers and film, field cultivators and corn pickers. (412) 423-4076.

Victory 700 coal stove, good condition, Free delivery 20 miles. \$325. Lancaster County, (717) 336-1282.

WANTED: Old motorcycles, minibikes, scooters, ATV's, etc. Private collector. 610/692-6079.

WANTED TO BUY: Scrap metal. Highest price paid. 717-284-2800 Lancaster Co.


Weaverline Feed Cart, 137 hours, \$3,800. (814) 634-0505.

Welger RP 200 master cut baler, used. Lely 280C 3pt discbine mower, demo. Call (717) 369-5702.

### Best Buys in New Equipment

Purchase a New Case IH Maxxum Tractor  
No Payment (Except Down Payment)  
No Interest Till January 1998 (With Credit Approv.)

**One Only**  
New Case IH Maxxum  
80 HP - 2 Door Cab



Model 5220 4x4 Cab & Air, Power Shift, Air Ride Seat, Loaded  
**Let's Get Together Now! Ready To Sell!**

Want A Super Deal On A New Tractor, Check Out This New Case IH Model 5250 Powershift & Shuttle 2 WD Cab

Rated 112 HP, 18.4X38 Radial Rear Tires, Tilt Telescoping Steering, 45 Gallon Fuel Tank, Fender 3 Pt. Hitch (Outside) Remote Controls, Deluxe Cab Optional Package, Air Suspension Seat, Case Cummins Powered Diesel

Let's Get Together Today!  
ALSO, MODEL 5240 2 WD Cab & Air Power Shift, Rental Return At Reduced Price!  
Let's Get Together Today!



**WE HAVE HORSE-DRAWN & TRACTOR PULL SQUARE BALERS WITH OR WITHOUT THROWERS IN STOCK!**

Always Check With Binkley & Hurst For A Demonstration On The Baler You Can Count On!



Binkley & Hurst Has Quality Case IH Balers Which Pull Easier & Allow Horses To Walk On Either Side of Windrow

### BINKLEY & HURST BROS., INC.

133 Rothsville Station Rd. P.O. Box 0395, Lititz, PA 17543-0395 (717) 626-4705 1-800-414-4705 Fax 717-626-0996

Located 1/2 Mile North of Rothsville **CASE IH**

## Binkley & Hurst Bros. Your **KINZE** Dealer

Offers Big Savings on New Top of the Line Planters. If you Make Your Purchase and Settle before Oct. 10, 1997.

# Innovation:

"The Ability To Reduce Complex and Difficult Tasks to a Simplicity of Function and Design."



**KINZE® Seed Meters: the most dependable, accurate metering in the field today!**

Perfect for corn, soybeans, milo, grain sorghum or cotton! Seeds are mechanically singulated using Finger Pickup (for corn) and KINZE's patented Brush Type Meters to eliminate unnecessary seed waste as well as the pumps, adjustments and added headaches of air and vacuum systems



**KINZE® 2000 Pull Type Planters.**

**Interplant®!** Superior planting accuracy in narrow rows with KINZE®! Place every seed with precise depth control and exact spacing in 15" 18" or 19" Interplant® rows using KINZE's patented push units and Brush Type Seed Meters. Add the front mounted Double Frame® option and choose solid or skip Interplant® rows, plus liquid or dry fertilizer!

**The KINZE® Row Unit.**

Positive seed to soil contact! The ideal environment for earliest possible seedling emergence. The options to handle a variety of cropping practices! And the dependability you expect with quality workmanship and components


- Double row bearings in the gauge wheels and closing wheels 50% more load capacity!
- Reinforced row unit shank assemblies
- Rugged, reliable, reinforced parallel linkage. Standard quick adjustable down force springs and closing wheels



**We Sell Complete Replacement Row Units At Our Parts Dept.**



**Easy-access, end-mounted seed transmissions make rate changes simple.** Precision cut plated sprockets. Rates every 3% or less. Spring loaded contact drive tires smooth engage/disengage of the drive and reduce residue, rock and mud problems



**KINZE® 2500/2600 Twin-Line® Planters.**

For today's more sophisticated, diversified producers, KINZE's exclusive rotating in-line transport system lets you transport as narrow as 11 2" (13 4" on wide row models). Choose Interplant® or liquid/dry fertilizer options

Binkley & Hurst offers a host of Replacement Planter Parts and Accessories For Many Older

Planters, All Types Of Openers & Closers, Box Toppers For Increase Capacity. Ask For Our Complete 1997

Planter Parts Catalog For Your Ordering Convenience.

Call Our Service Department For Up-Time Planter Evaluation, Complete Rebuilding and Repair Service Now So You Have Better Planting Performance This Spring.

**Don't Wait, Call Today**

Ask about good financing plans that can work for you. See Binkley & Hurst Bros., Inc. Today!

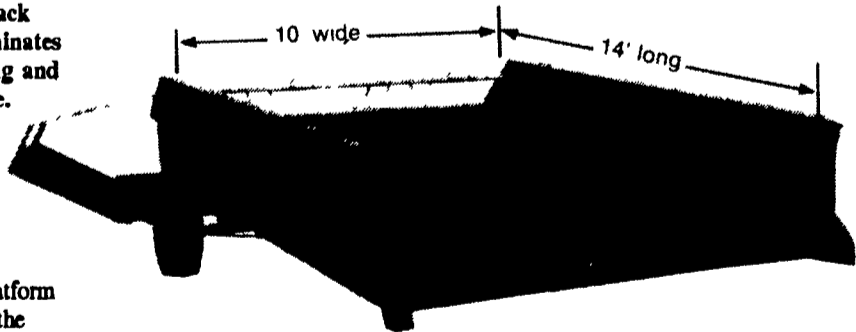
**BINKLEY & HURST BROS. INC.**

133 Rothsville Station Rd. P.O. Box 0395 Lititz, PA 17543-0395 (717) 626-4705 1-800-414-4705




## Platform Feeders From Binkley & Hurst Bros. Inc.

For transferring any feed material from dump boxes, truck boxes, or rear unloading wagons. Dump whole loads, and head back for more! Eliminates delays, plugging and down-time.



This Unique Platform Feeder puts the desired steady flow of fresh-cut silage, ear corn, small grain, etc., into blowers, grinders, elevators, or any hopper, without spilling. Your choice of right or left delivery.

## SMUCKER Safe Application of Herbicides



**Weed Wiper from Binkley & Hurst Only One Left For This Season Get A Super Deal! Ask For Amos Sr.**

## Need A Forage Box?

Try A New Gehl Variable Speed!

See Binkley & Hurst Bros. For A Quality New Gehl!



In Stock For Quick delivery - Ask For Amos Sr.

## Binkley & Hurst Bros., Inc. Your Authorized Fisher Snow Plow Dealer!

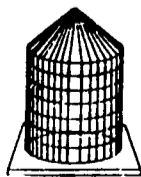


**Minute Mount**



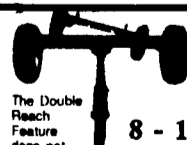
With Fisher's new Minute Mount System most of the snowplow mount is quickly, and easily removed from the truck when it's not being used for plowing. By removing most of the plow, every time you're done plowing, you eliminate over 100 lbs. of weight on the front end resulting in less wear all year long!

**The ATTACHMENT ADVANTAGE**



Now Is The Time To Erect Your Corn Crib

Call Binkley & Hurst Bros. Now To Place Your Order!




The Double Reach Feature does not cause any problem about flexibility

8 - 10 - 12 - 13 and 14 Ton Gears Double Reach Coupling Poles Means Double Strength

200N 73" Track  
200W 78" Track  
200H 80" Track

Always Call Binkley & Hurst Bros. For All Your Running Gear Needs.



Quality & Strength you can depend on!

**BINKLEY & HURST BROS. INC.**

133 Rothsville Station Rd. Lititz, PA 17543 717-626-4705

