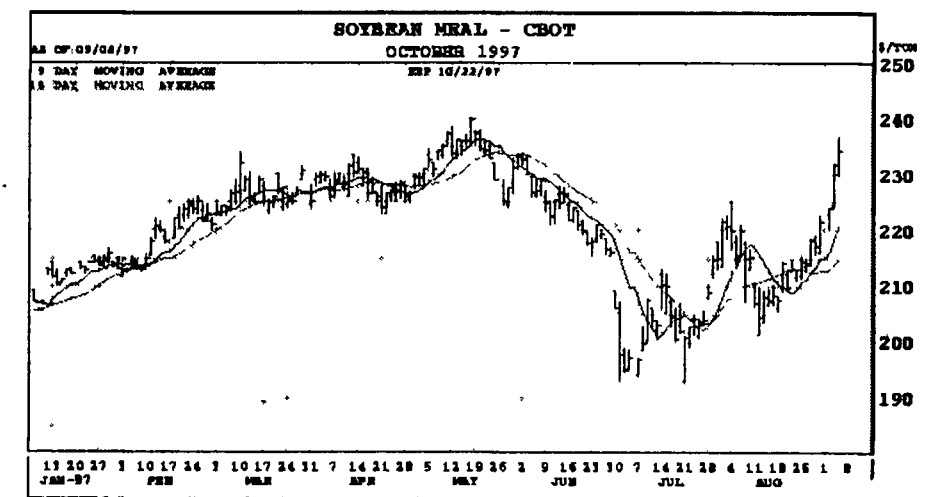
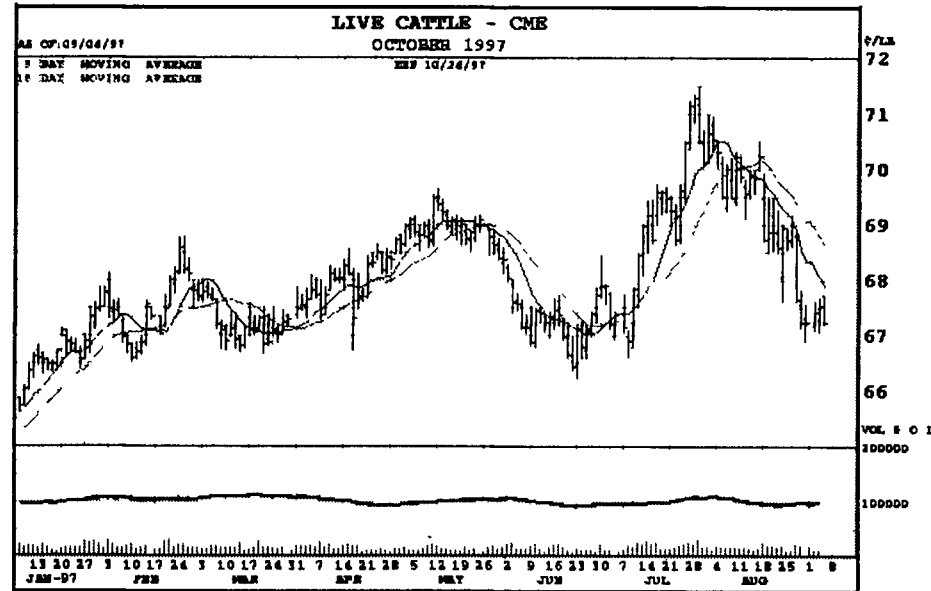
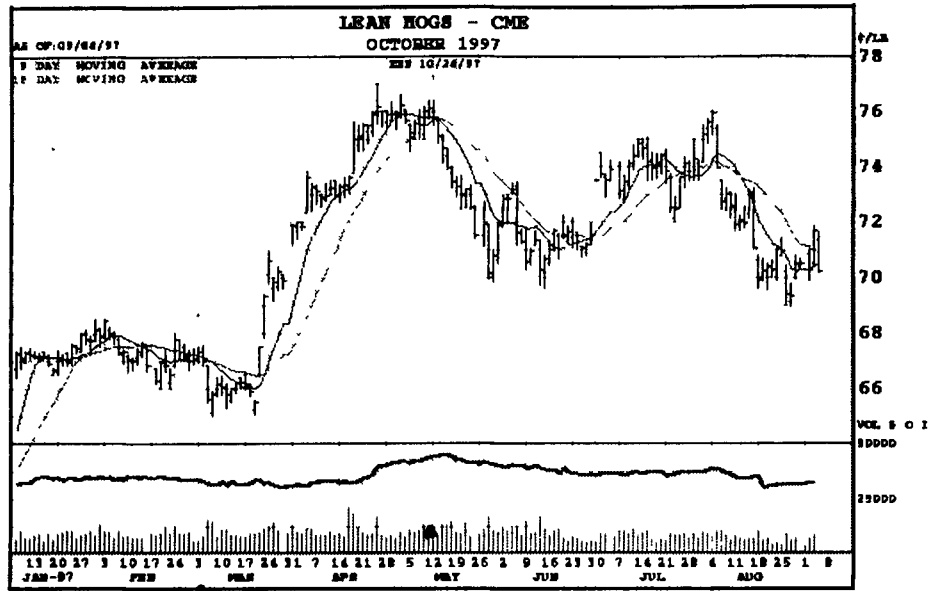
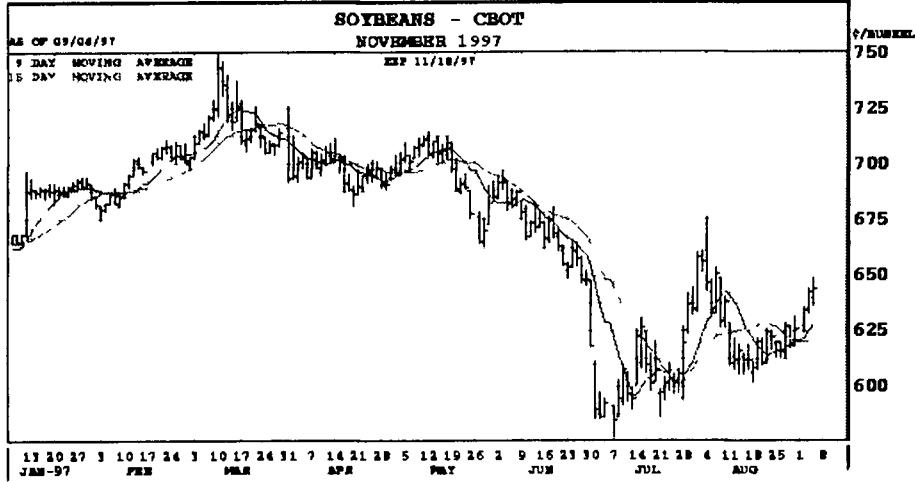
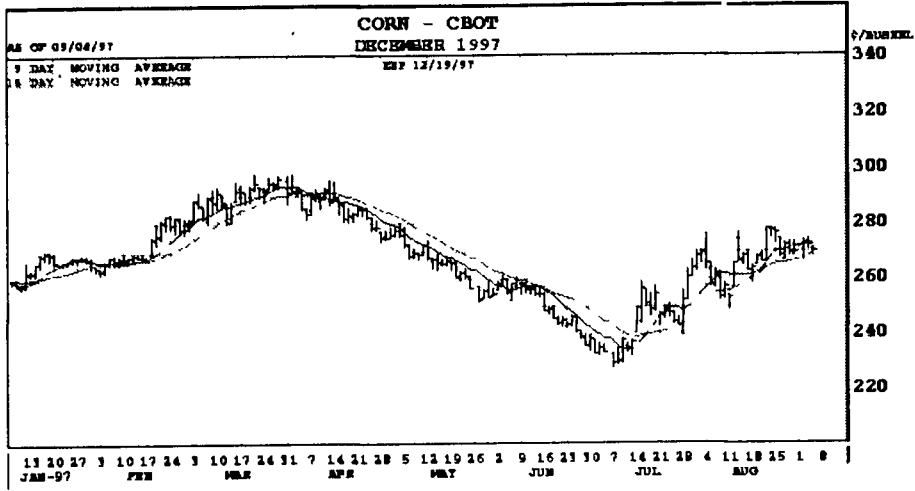


GRAIN, CATTLE AND HOG FUTURES MARKETS

Markets Courtesy Of Chicago Board and Mercantile Exchange
(Closing bids: Thursday, September 4, 1997)



So. St. Paul, Mn Thursday Sep. 04, 1997
Chicago Board of Trade Grain Futures

	Settlement	Change	Contract High	Contract Low
Wheat:				
Sep	3.71 3/4	dn 3	4.63	3.23
Dec	3.86 1/4	dn 3 3/4	4.73 1/2	3.36 1/2
Mar	3.99	dn 3 3/4	4.70	3.45
May	4.00 1/2	dn 4 1/4	4.39 1/2	3.48
Jul	3.93	dn 3 1/2	4.00	3.33
Corn:				
Sep	2.70	unch	3.35	2.27 1/2
Dec	2.69 3/4	dn 2	3.09 1/2	2.27 1/2
Mar	2.78 1/2	dn 2	3.04	2.36
May	2.83 1/4	dn 1 3/4	3.03	2.41 3/4
Jul	2.86 1/2	dn 1 1/4	3.15 1/2	2.45
Oats:				
Sep	1.67 1/4	dn 1 1/2	1.85	1.44 1/2
Dec	1.63 3/4	dn 2	1.83	1.43 3/4
Mar	1.68	dn 1 1/2	1.74 3/4	1.48 1/2
May	1.68	dn 1 3/4	1.76	1.65 1/2
Soybeans:				
Sep	6.93 1/2	up 9 1/2	8.00 1/2	6.05
Nov	6.43 1/2	up 1 1/2	7.50	5.77
Jan	6.45 3/4	up 1 1/4	7.30	5.83
Mar	6.53 1/2	up 3/4	7.03	5.93
May	6.59	dn 1	7.45	6.01
Jul	6.65 1/2	up 3/4	6.49	6.37
Soybean Meal:				
Sep	272.50	up 5.30	261.80	201.50
Oct	234.30	up 2.60	236.30	194.50
Dec	217.30	up 2.10	234.00	186.00
Soybean Oil:				
Sep	22.72	dn .08	28.45	21.70
Oct	22.87	dn .08	24.25	21.78
Dec	23.28	dn .02	27.50	21.85

Omaha, NE Thursday, September 04, 1997
Chicago Mercantile Exchange Futures Prices

Month	Open	High	Low	Last	Sett	Sales Vol	Open Int
Live Cattle:							
Settlement Prices as of 09/04/97 01:31 PM							
AUG97	---	---	---	---	---	---	---
OCT97	67.700	67.700	67.175	67.250	67.225	7929	44359
DEC97	69.525	69.625	68.775	68.850	68.825	5734	25984
FEB98	72.100	72.150	71.425	71.450	71.450	1592	13924
APR98	74.125	74.200	73.675	73.675	73.675	746	6557
JUN98	70.675	70.750	70.200	70.250	70.250	729	4866
AUG98	70.500	70.500	70.050	70.050	70.075	18	1180
OCT98	72.800	72.800	72.750	72.750	72.750	1	4
TOTAL						16749	96874

Feeder Cattle:								
Settlement Prices as of 09/04/97 01:31 PM								
AUG97	---	---	---	---	---	---	8	3188
SEP97	79.750	79.850	79.100	79.150	79.150	420	6819	
OCT97	79.600	79.800	78.900	78.925	78.950	1244	4223	
NOV97	80.600	80.750	79.900	79.900	79.950	500	2541	
JAN98	81.300	81.500	80.700	80.750	80.725	93	1423	
MAR98	81.000	81.100	80.500	80.500	80.550	30	422	
APR98	81.000	81.050B	80.575	80.575	80.575	4	493	
MAY98	81.100	81.100	80.500	80.600	80.600	10	1	
AUG98	---	---	---	---	81.300	2301	19110	
TOTAL								

Lean Hogs:								
Settlement Prices as of 09/04/97 01:31 PM								
OCT97	71.300	71.600	70.150	70.175	70.225	5010	17313	
DEC97	68.450	68.550	67.000	67.150	67.200	3206	7780	
FEB98	66.950	67.200	65.850	66.000	66.050	630	3529	
APR98	63.175	63.200	61.950	61.950	61.950	113	1600	
JUN98	67.800	67.800	66.600	66.600	66.775	40	938	
JLY98	66.025	66.050	65.300A	65.400B	65.425	6	677	
AUG98	63.800	63.800	63.050A	63.050A	63.050	8	168	
OCT98	59.800	59.850B	59.650	59.800B	59.800	3	204	
DEC98	57.100	57.100	57.100	57.100	57.100	1	25	
FEB99	---	---	58.200A	58.200A	58.200	---	12	
APR99	---	---	56.000B	55.700A	55.700A	55.700	2	
TOTAL						9017	32248	

Boneless Beef Future:								
Settlement Prices as of 09/04/97 01:31 PM								
OCT97	88.80	89.00	88.70	89.00B	89.00	26	240	
DEC97	---	---	94.80A	94.80A	94.80	---	48	
FEB98	105.00	105.00	104.80A	104.80A	104.80	4	170	
APR98	108.50	108.50	108.20A	108.20A	108.20	3	34	
TOTAL						33	492	