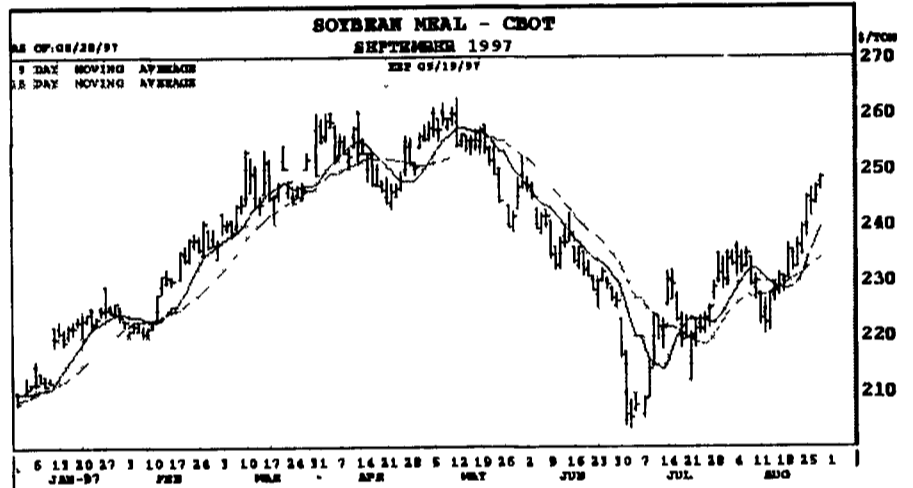
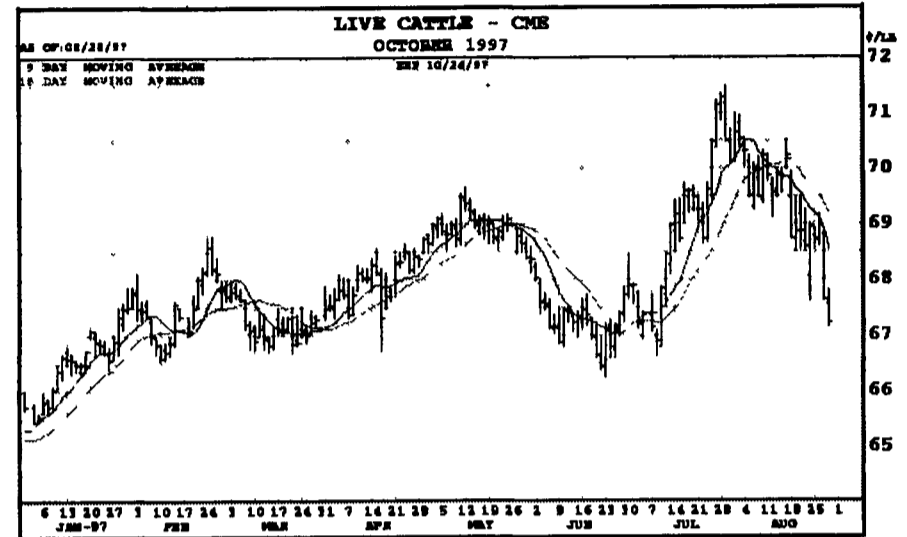
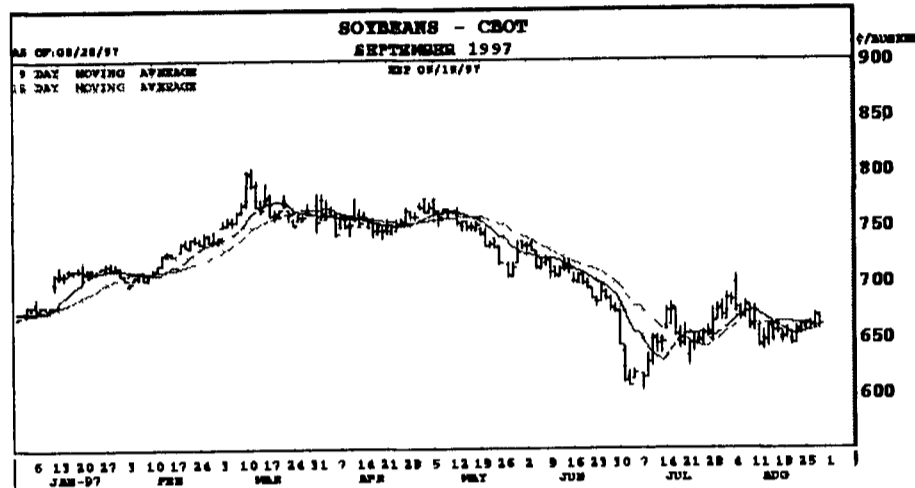
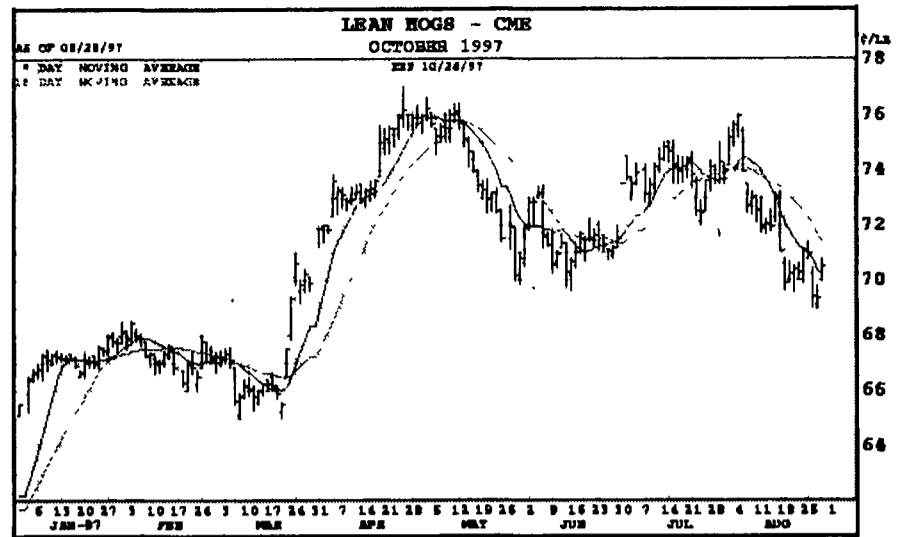
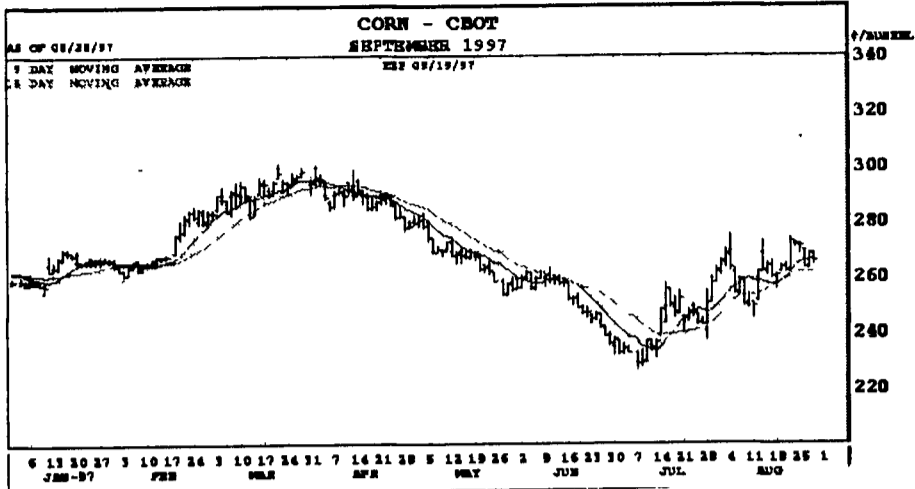


GRAIN, CATTLE AND HOG FUTURES MARKETS

Markets Courtesy Of Chicago Board and Merchante Exchange
(Closing bids: Thursday, August 28, 1997)



Omaha, NE Wednesday, August 27, 1997
Chicago Mercantile Exchange Futures Prices

USDA-Market

**Correction on Pork Bellies changes.

Month	Open	High	Low	Last	Sett	Pt Chge	Sales Vol
Live Cattle:							
Settlement Prices as of 08/28/97 01:31 PM							
AUG97						UNCH	
OCT97	67.550	67.800	67.125	67.200	67.225	* -40	7192
DEC97	69.225	69.450	68.650	68.800	68.825	* -47	4158
FEB98	71.950	72.050	71.625	71.850	71.825	* -22	1437
APR98	74.000	74.075	73.800	73.900	73.925	* -10	546
JUN98	70.650	70.700	70.425	70.600	70.575	* -12	441
AUG98	70.550	70.550	70.200	70.200	70.200	* -15	16
TOTAL							13790

Month	Open	High	Low	Last	Sett	Pt Chge	Sales Vol
Feeder Cattle:							
Settlement Prices as of 08/28/97 01:31 PM							
AUG97	80.475	80.500	80.350	80.400	80.425	* -5	346
SEP97	79.350	79.700	78.800	79.125	79.150	* -35	1099
OCT97	79.100	79.450	78.625	78.950	79.075	* -17	2026
NOV97	80.200	80.650	79.900	80.125	80.075	* -12	723
JAN98	81.100	81.400	80.900	81.050	81.075	* +7	150
MAR98	81.000	81.250	80.700A	80.900	80.900	* +7	128
APR98	81.100	81.100	80.700A	80.900	80.900	* +7	88
MAY98	81.000	81.100	80.700	80.900	80.900	* -10	14
TOTAL							4574

Month	Open	High	Low	Last	Sett	Pt Chge	Sales Vol
Lean Hogs:							
Settlement Prices as of 08/28/97 01:31 PM							
OCT97	69.950	70.750	69.900	70.450	70.500	*+117	4823
DEC97	66.850	67.700	66.850	67.400	67.450	*+107	2404
FEB98	65.550	66.525B	65.550	66.400	66.375	*+100	719
APR98	62.100	63.000	62.100	62.700A	62.750	* +72	175
JUN98	66.700	67.500B	66.700	67.375B	67.350	* +65	70
JLY98	66.000	66.000	65.600A	65.600B	65.625	* +50	3
AUG98	64.000	64.000	63.650A	63.650A	63.650	* +45	11
OCT98	59.600	60.000	59.550A	59.975B	59.975	* +40	5
DEC98	57.250	57.500	57.050A	57.150B	57.175	* +42	3
FEB99	58.150	58.250B	58.150	58.250A	58.225	* +15	2
APR99	-----	56.000B	-----	56.000B	56.000	* +25	
TOTAL							8215

Month	Open	High	Low	Last	Sett	Pt Chge	Sales Vol
Pork Bellies:							
Settlement Prices as of 08/28/97 01:50 PM							
AUG97						UNCH	
FEB98	67.675	68.650	67.050	68.250	68.275	*+220	1998
MAR98	67.500	68.400	67.050	68.250	68.250	*+222	83
MAY98	67.200	68.500	67.200	68.225A	68.225	*+182	8
JLY98	-----	69.450B	-----	69.450B	69.450	*+145	
AUG98	65.000	65.500B	64.750	65.500A	64.800	* -20	3
NOV98	-----	-----	-----	-----	55.000	UNCH	
TOTAL							2092

So. St. Paul, Mn Thursday Aug. 28, 1997
Chicago Board of Trade Grain Futures

correction on Sep. Wheat change**

	Settlement	Change	Contract High	Contract Low
Wheat:				
Sep	3.76	up 4 3/4**	4.63	3.23
Dec	3.93	up 5	4.73 1/2	3.36 1/2
Mar	4.04 1/2	up 5 1/2	4.70	3.45
May	4.05 1/2	up 6 1/2	4.39 1/2	3.48
Jul	3.97	up 1 1/2	4.00	3.33
Corn:				
Sep	2.65 3/4	dn 2 3/4	3.35	2.27 1/2
Dec	2.69 1/4	dn 2 3/4	3.09 1/2	2.27 1/2
Mar	2.77 3/4	dn 2 3/4	3.04	2.36
May	2.82 3/4	dn 2 3/4	3.03	2.41 3/4
Jul	2.85 3/4	dn 2 3/4	3.15 1/2	2.45
Oats:				
Sep	1.65 3/4	up 3/4	1.85	1.44 1/2
Dec	1.64 3/4	up 1/2	1.83	1.43 3/4
Mar	1.68 1/4	up 1/2	1.74 3/4	1.48 1/2
May	1.68 1/4	up 1/2	1.76	1.65 1/2
Soybeans:				
Sep	6.61 1/4	dn 8 3/4	8.00 1/2	6.05
Nov	6.19	dn 7 1/2	7.50	5.77
Jan	6.22 1/4	dn 6 1/4	7.30	5.83
Mar	6.29 1/2	dn 7	7.03	5.93
May	6.37 1/2	dn 4 3/4	7.45	6.01
Jul	6.43 1/2	dn 4 1/2	6.49	6.37
Soybean Meal:				
Sep	248.50	up 1.60	261.80	201.50
Oct	217.00	dn 1.10	236.30	194.50
Dec	204.20	dn 3.90	234.00	186.00
Soybean Oil:				
Sep	22.67	up .10	28.45	21.70
Oct	22.91	up .16	24.25	21.78
Dec	23.25	up .12	27.50	21.85