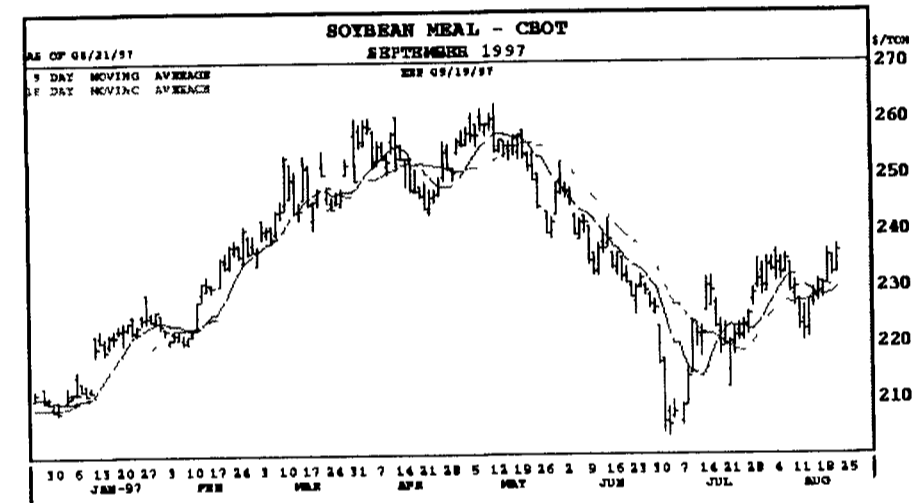
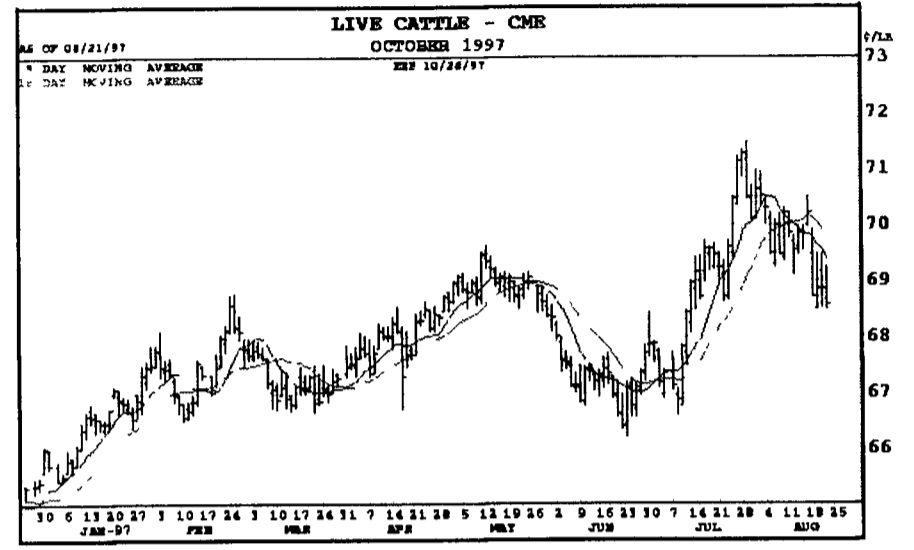
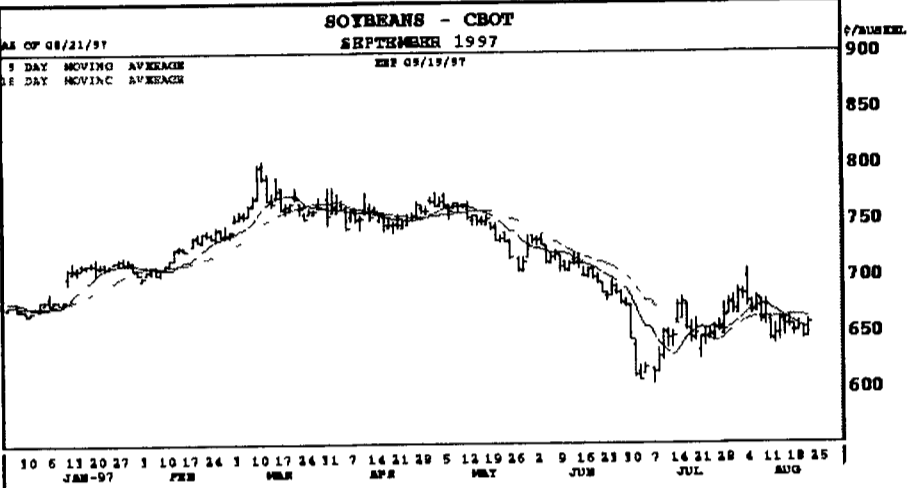
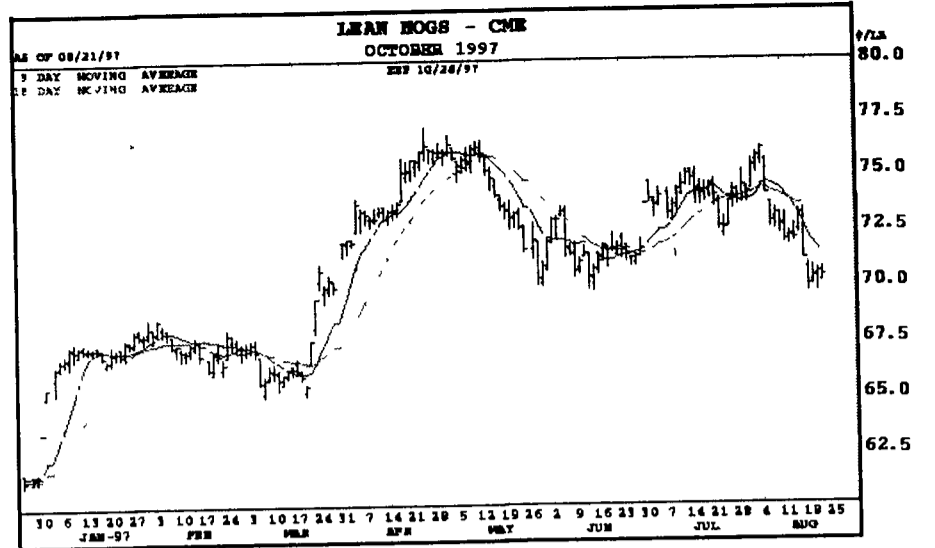
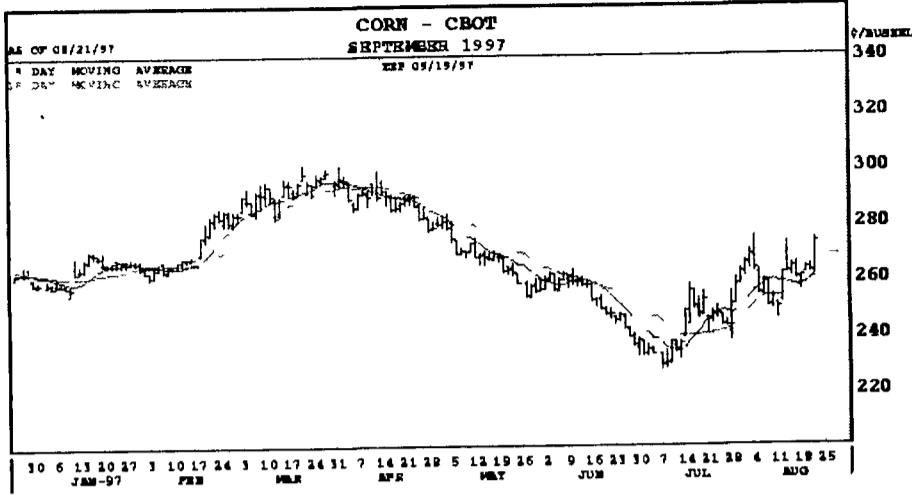


GRAIN, CATTLE AND HOG FUTURES MARKETS

Markets Courtesy Of Chicago Board and Merchants Exchange
(Closing bids: Thursday, August 21, 1997)



Omaha, NE Thursday, August 21, 1997
Chicago Mercantile Exchange Futures Prices

Month	Open	High	Low	Last	Sett	Pt Chge	Est Vol
Live Cattle:							
Settlement Prices as of 08/21/97 01:31 PM							
AUG97	66.650	67.000	66.400	67.000	66.950	+52	1410
OCT97	68.650	69.250	68.500	68.600	68.575	-27	6238
DEC97	70.500	70.750	70.075	70.350	70.350	-15	3350
FEB98	72.500	72.850	72.250	72.400	72.425	-7	844
APR98	74.500	74.800	74.250	74.350	74.375	-12	357
JUN98	71.425	71.525	71.125	71.200	71.250	-17	225
AUG98	71.100	71.150B	70.950	70.950	70.950	-15	35
TOTAL							12459

Month	Open	High	Low	Last	Sett	Pt Chge	Est Vol
Feeder Cattle:							
Settlement Prices as of 08/21/97 01:31 PM							
AUG97	80.250	80.550	80.150	80.550	80.525	+50	583
SEP97	79.325	79.650	79.025	79.600	79.575	+20	908
OCT97	79.150	79.550	78.750	79.475	79.475	+15	1993
NOV97	80.750	81.025	80.300	80.825	80.775	-10	915
JAN98	81.825	81.950	81.100	81.450	81.425	-45	219
MAR98	81.750	81.850	80.800	81.250	81.250	-50	44
APR98	81.900	81.900	80.950	81.150	81.150	-65	12
MAY98	81.950	81.950	80.850	81.175A	81.175	-67	56
TOTAL							4730

Month	Open	High	Low	Last	Sett	Pt Chge	Est Vol
Lean Hogs:							
Settlement Prices as of 08/21/97 01:31 PM							
AUG97	---	---	---	---	---	---	---
OCT97	70.000	70.575	70.000	70.225	70.250	-12	2773
DEC97	67.300	67.375	67.100	67.100	67.150	-10	1110
FEB98	66.350	66.400	66.200	66.300	66.325	-15	198
APR98	62.600	62.700	62.500	62.500	62.500	-10	119
JUN98	67.000	67.150B	66.975	67.125B	67.050	+7	33
JLY98	---	65.300B	---	65.250A	65.200	UNCH	
AUG98	63.000	63.000	63.000	63.000	63.000	+17	1
OCT98	59.425	59.500B	59.400A	59.400A	59.400	-2	1
DEC98	---	57.000B	---	57.000B	57.000	+10	
FEB99	---	58.050B	---	58.050B	58.050	+5	
TOTAL							4235

Month	Open	High	Low	Last	Sett	Pt Chge	Est Vol
Pork Bellies:							
Settlement Prices as of 08/21/97 01:31 PM							
AUG97	83.750	86.400	83.600	86.400	86.400	+255	103
FEB98	70.800	71.700	70.775	71.000	71.050	+25	777
MAR98	71.300	71.700B	71.200	71.400B	71.400	+40	12
MAY98	71.600	71.800B	70.800	71.800B	71.800	+32	3
JLY98	71.000	72.500B	71.000	72.500B	72.500	+62	2
AUG98	71.000	71.000	70.200A	70.200A	70.200	+40	3
NOV98	---	---	---	---	54.000	UNCH	
TOTAL							900

So. St. Paul, Mn Thursday Aug. 21, 1997
Chicago Board of Trade Grain Futures

	Settlement	Change	Contract High/Low	
			High	Low
Wheat:				
Sep	3.69 1/2	up 6 1/4	4.63	3.23
Dec	3.84 1/2	up 7	4.73 1/2	3.36 1/2
Mar	3.96 1/2	up 7 1/2	4.70	3.45
May	3.99 1/4	up 7 3/4	4.39 1/2	3.48
Jul	3.92 1/2	up 4	4.00	3.33
Corn:				
Sep	2.73	up 10 3/4	3.35	2.27 1/2
Dec	2.77 3/4	up 11 3/4	3.09 1/2	2.27 1/2
Mar	2.86 1/4	up 12	3.04	2.36
May	2.90 1/2	up 11 1/4	3.03	2.41 3/4
Jul	2.93	up 10 1/2	3.15 1/2	2.45
Oats:				
Sep	1.68 1/2	up 3	1.85	1.44 1/2
Dec	1.65 1/2	up 2 1/2	1.83	1.43 3/4
Mar	1.68 3/4	up 2 3/4	1.74 3/4	1.48 1/2
May	1.68 1/4	up 2 3/4	1.76	1.65 1/2
Soybeans:				
Sep	6.58 1/4	up 12 3/4	8.00 1/2	6.05
Nov	6.24	up 14	7.50	5.77
Jan	6.25 3/4	up 12	7.30	5.83
Mar	6.34 3/4	up 11 1/2	7.03	5.93
May	6.42	up 11 1/4	7.45	6.01
Soybean Meal:				
Sep	236.20	up 4.00	261.80	201.50
Oct	213.00	up 3.40	236.30	194.50
Dec	202.90	up 1.80	234.00	186.00
Soybean Oil:				
Sep	22.95	up .83	28.45	21.70
Oct	23.10	up .80	24.25	21.78
Dec	23.45	up .83	27.50	21.85