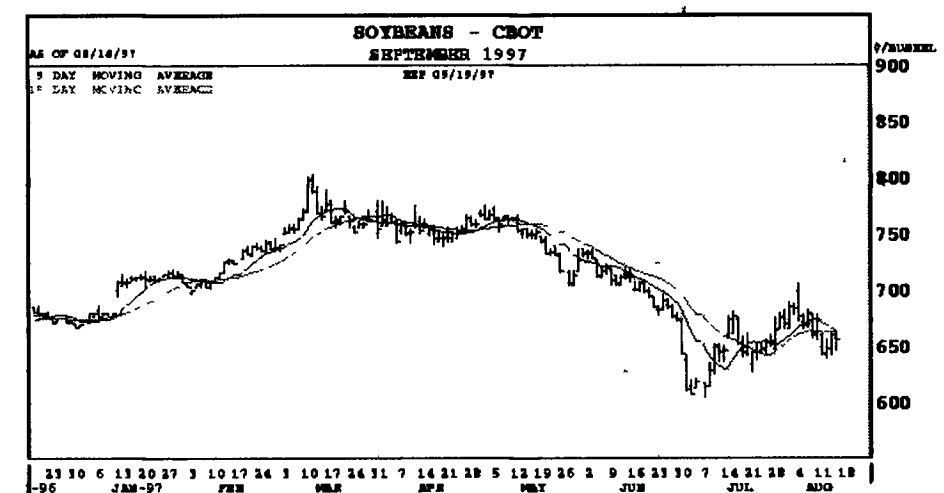
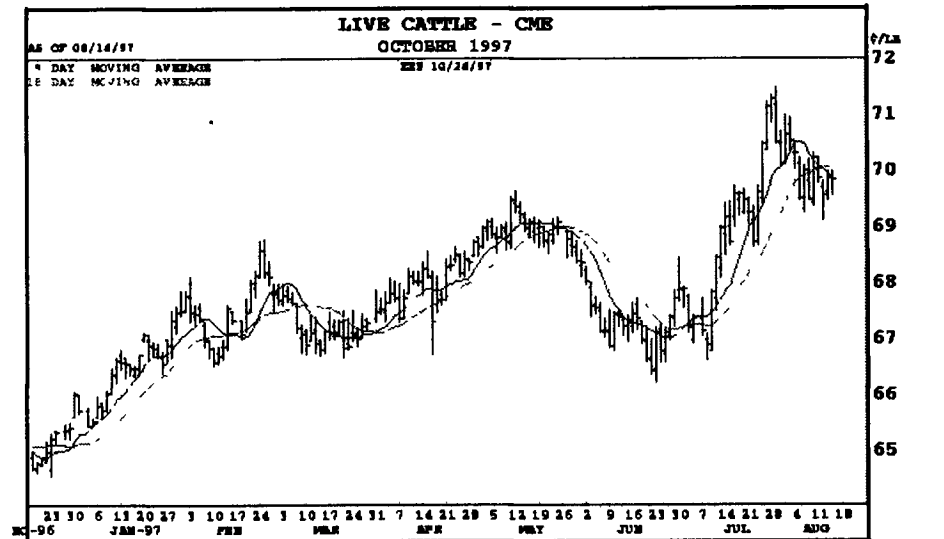
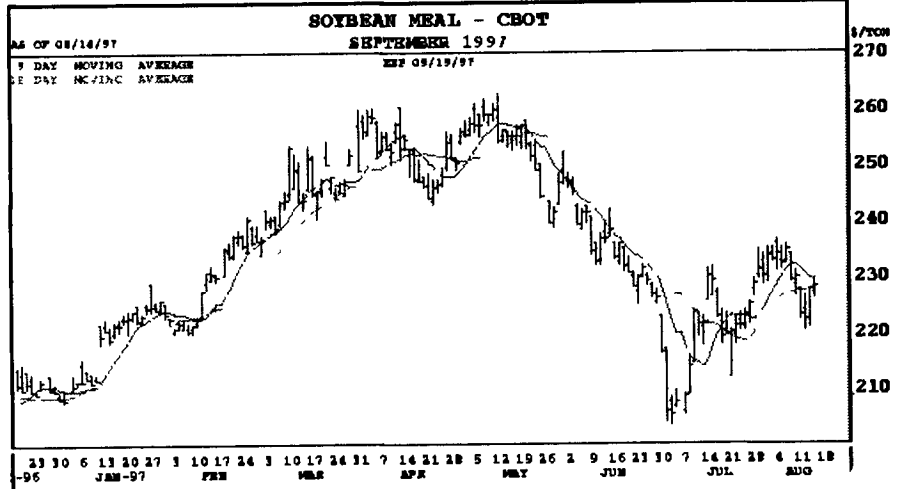
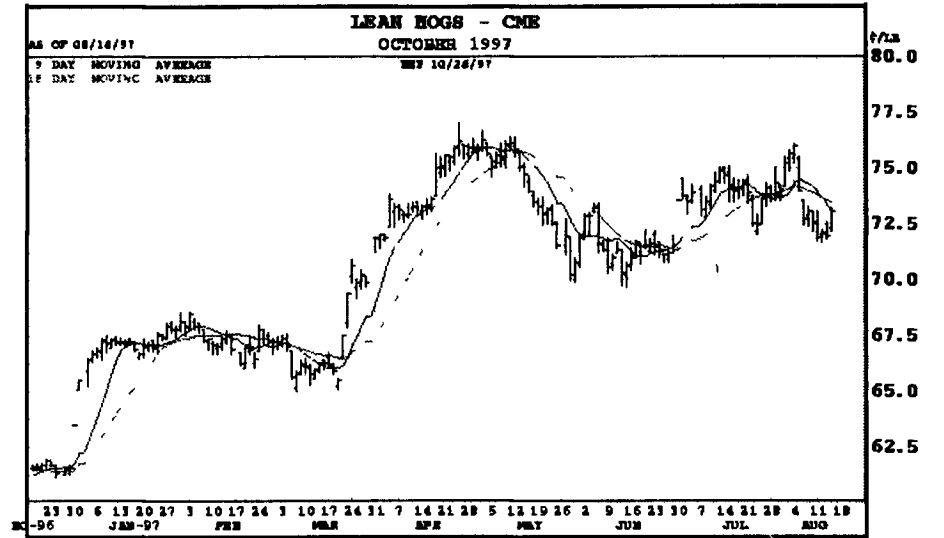
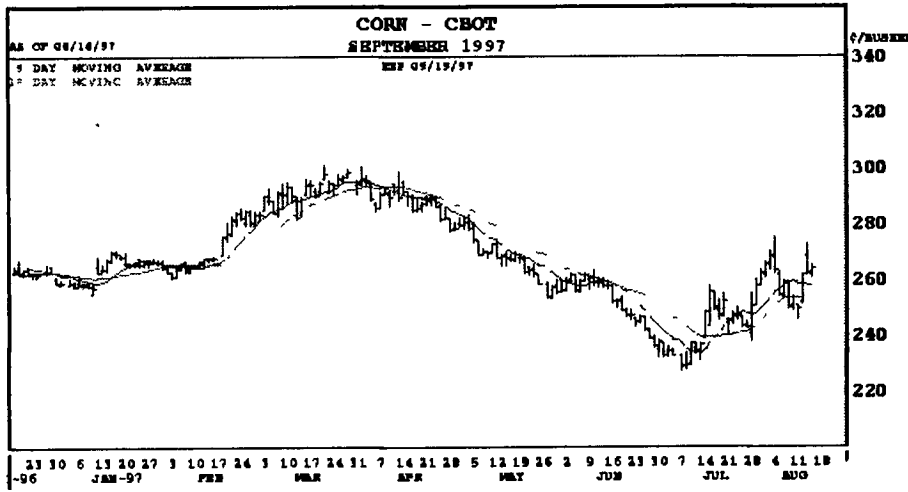


# GRAIN, CATTLE AND HOG FUTURES MARKETS

(Closing bids: Thursday, August 14, 1997)



So. St. Paul, Mn Thursday Aug. 14, 1997  
Chicago Board of Trade Grain Futures

	Settlement	Change	Contract High	Contract Low
<b>Wheat:</b>				
Sep	3.55 1/4	dn 6	4.63	3.23
Dec	3.70 3/4	dn 7	4.73 1/2	3.36 1/2
Mar	3.82 1/4	dn 6 3/4	4.70	3.45
May	3.85 1/2	dn 5 1/2	4.39 1/2	3.48
Jul	3.80 1/2	dn 4 1/2	4.00	3.33
<b>Corn:</b>				
Sep	2.64 1/4	up 2	3.35	2.27 1/2
Dec	2.68	up 1 1/2	3.09 1/2	2.27 1/2
Mar	2.75 3/4	up 2	3.04	2.36
May	2.80	up 3/4	3.03	2.41 3/4
Jul	2.82 1/2	up 1 1/4	3.15 1/2	2.45
<b>Oats:</b>				
Sep	1.66 1/2	unch	1.85	1.44 1/2
Dec	1.64 3/4	dn 1	1.83	1.43 3/4
Mar	1.68 1/4	dn 1 1/2	1.74 3/4	1.48 1/2
May	1.69 1/4	dn 1 3/4	1.76	1.65 1/2
<b>Soybeans:</b>				
Aug	7.72 1/2	dn 6 1/2	8.69	6.63
Sep	6.55 1/2	dn 4 1/2	8.00 1/2	6.05
Nov	6.11 3/4	dn 3 3/4	7.50	5.77
Jan	6.14 3/4	dn 3 3/4	7.30	5.83
Mar	6.24 1/4	dn 3 3/4	7.03	5.93
May	6.30 1/4	dn 3 3/4	7.45	6.01
<b>Soybean Meal:</b>				
Aug	258.20	up 2.90	282.00	215.50
Sep	228.20	up .70	261.80	201.50
Oct	207.30	dn .70	236.30	194.50
Dec	200.00	dn 1.10	234.00	186.00
<b>Soybean Oil:</b>				
Aug	22.12	up .17	26.93	21.50
Sep	22.27	up .24	28.45	21.70
Oct	22.44	up .22	24.25	21.78
Dec	22.79	up .29	27.50	21.85

Source: USDA Livestock and Grain Market News, So. St. Paul, Mn.  
612 451-1565

Omaha, NE Thursday, August 14, 1997  
Chicago Mercantile Exchange Futures Prices

Month	Open	High	Low	Last	Sett	Pt Chge	Est Vol
<b>Live Cattle:</b>							
Settlement Prices as of 08/14/97 01:30 PM							
AUG97	66.400	66.700	66.250	66.600	66.575	+30	2350
OCT97	69.850	69.975	69.550	69.825	69.825	-2	4261
DEC97	72.325	72.400	72.100	72.225	72.225	-10	2061
FEB98	73.750	73.800	73.550	73.675	73.625	-15	553
APR98	75.150	75.250	75.075	75.200	75.175	+2	232
JUN98	72.000	72.200	71.900	71.900	71.925	-12	283
AUG98	71.650	71.900	71.600	71.650	71.675	-2	49
TOTAL							9789

**Feeder Cattle:**  
Settlement Prices as of 08/14/97 01:30 PM

AUG97	80.450	80.900	80.200	80.550	80.550	-7	810
SEP97	80.150	81.000	80.100	80.325B	80.275	+7	922
OCT97	80.850	81.475	80.600	80.900	80.850	+2	1412
NOV97	81.900	82.400	81.800	81.925B	81.925	+2	316
JAN98	82.400	82.500	81.950A	82.000	82.050	+15	171
MAR98	81.800	81.900	81.700A	81.800	81.800	+30	27
APR98	81.500	81.700	81.475A	81.650	81.650	+15	9
MAY98	81.900	81.950	81.700	81.700	81.700	UNCH	8
TOTAL							3675

**Lean Hogs:**  
Settlement Prices as of 08/14/97 01:30 PM

AUG97	79.200	79.250	79.050	79.150	79.150	-5	1136
OCT97	72.250	73.175	72.100	73.025	73.025	+110	4604
DEC97	68.600	69.800	68.600	69.750	69.700	+105	1338
FEB98	67.550	68.500	67.550	68.500	68.400	+77	213
APR98	63.250	64.300B	63.250	64.100	64.125	+82	74
JUN98	67.200	67.700	67.200	67.700	67.650	+67	6
JLY98	65.750	66.200B	65.750	66.150	66.150	+60	9
AUG98	63.750	63.900B	63.750	63.850A	63.825	+42	6
OCT98	59.475	59.800B	59.475	59.700A	59.675	+22	5
DEC98	----	57.200B	----	57.050A	57.025	+2	
FEB99	----	58.400B	----	58.300A	58.275	+2	
TOTAL							7391

**Pork Bellies:**  
Settlement Prices as of 08/14/97 01:30 PM

AUG97	84.500	86.375	84.500	85.900A	85.950	+110	260
FEB98	74.100	75.200	74.000	74.550	74.625	+87	893
MAR98	73.300	74.800B	73.300	74.800B	74.800	+105	22
MAY98	74.575	74.900B	74.575	74.900B	74.900	+120	1
JLY98	----	----	----	----	74.950	UNCH	
AUG98	72.000	72.600B	72.000	72.600B	72.600	UNCH	1
NOV98	----	----	----	----	55.250	UNCH	
TOTAL							1177

**Boneless Beef Future:**  
Settlement Prices as of 08/14/97 01:30 PM

AUG97	92.60	92.60	92.40	92.40	92.40	-100	25
OCT97	92.60	93.30	92.50	93.30	93.30	-20	15
DEC97	96.10	96.20B	96.10	96.20B	96.20	UNCH	2
FEB98	109.00	109.10	109.00	109.10	109.10	+10	20
APR98	113.00	113.50	113.00	113.50	113.50	-50	4
TOTAL							66