

HAMILTON EQUIPMENT, INC.

WHOLESALE DISTRIBUTORS

P.O. Box 478, SPRINGRATA, PA 17522 PHONE 717-733-7951

For Your Nearest Dealer Please Call Us!

VISIT OUR EXHIBIT AT AG PROGRESS DAYS — EAST 1ST STREET



CR Rotary Tedder Rake

100% good clean raking

The CR Rotary Tedder Rake provides effective windrowing of two swaths up to 7'. It also windrows spread crop into one well-shaped and stable swath.


Unique swath rollers

JF's patented swath rollers form a perfect swath for baler or forage harvesters

Adjusting from spreading to raking is quick & easy - simply change the position of the rake tines by using a spring loaded pin.




Working width, raking	9'10"
Working width, spreading	10'6"
Transport width	8'10"
Working speed, max.	10 MPH
Power consumption	16 HP
Weight	715 lbs.
Tire dimension	400x8-4
Number of rake tines	2x8



SMC 2408 LOADER QUICK ATTACH

For 15 to 35 HP Tractors




- 80% of Loader Removed From Tractor When Detached.
- Durability for Most Moving and Lifting Jobs.
- Neutral Charcoal Color.
- Styling Stripes Matched to Tractor Color.
- No Parking Stands Required.
- Optional Quick Release Requires No Tools.

SMC's 2408 Quick Attach Loader is computer-designed to match tractors in the 15 to 35 HP range. Its unique design allows for installing most belly-mount mowers along with the loader. It's an efficient design too. 80% of the load-

er can be easily removed in less than five minutes, without the use of loose parking stands. Rugged, dependable, yet economical, the 2408 is specifically designed and built for your tractor, and your tough jobs.

SHAYER

Making hard work easy



SHAYER POST DRIVERS

- Set each post in seconds
- Crank or hydraulic base plate for plumb-true driving
- Front or 3-point mounting
- Square post capacity of 7 1/8" to 10 7/8" with a maximum post length of 10'
- Drives steel, wood or even a railroad tie.

If you prefer to dig... dig with these!

- Affordably priced, Shaver diggers give you:
- PTO assembly shield — protection from the elements
- Totally enclosed gearbox
- Straddle-mounted, tapered roller bearings for extra strength
- Replaceable cutting teeth and points
- 3 models to choose from.



Shaver Model 901 — "The Tiger"

Shaver Post-Hole Diggers give you the power you need to dig holes to the depth and diameter you want — quickly and efficiently

WORKSAVER Bale Handling Equipment

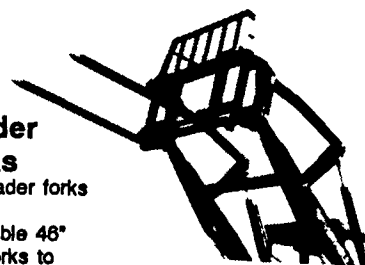
Loader/Rear Hitch Bale Spears

Perfect for handling bales up to 3,000 lb., these bale spears with patented bullet-shaped points are designed to fit most center single-cylinder* or double-cylinder front-end loaders with a load arm center distance of 55" or less, as well as standard Cat II three-point hitches.



Loader Forks

The loader forks feature adjustable 48" solid forks to move pallets or crates up to 4,000 lb., or adjustable tubular reinforced 55" forks to move hay bales or bale feeders up to 3,000 lb.



3-point Bale Spears

Designed to handle up to 1,500 lb. bales, the BS-1505 bale spear is an all-welded unit. The adjustable model BS-1520 handles bales up to 2,000 lb.

Hay Handler and Unroller



A single tool for unrolling round bales, weighing up to 2,000 lb. evenly and efficiently or to load bales on to trailers.

Bale Hugger

The gentle way to handle wrapped bales 4' to 5' in diameter, up to full capacity of loader or 2,000 lb., whichever is less. Smooth, round tubing grippers won't puncture wrappers or break bales.

UBH-2000

