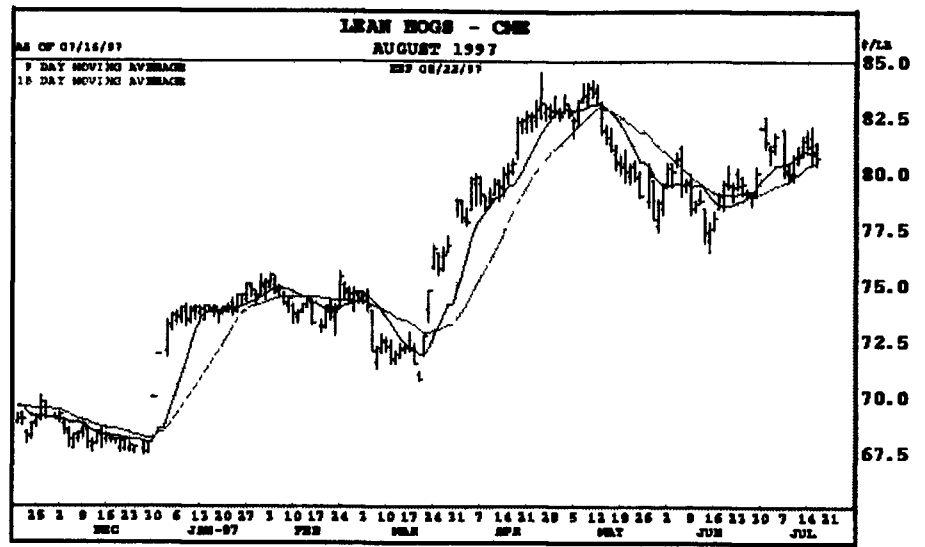
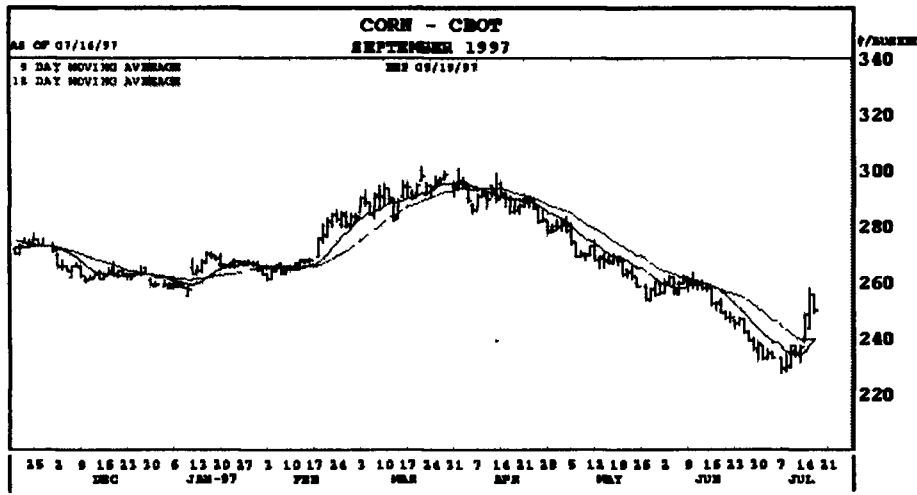


GRAIN, CATTLE AND HOG FUTURES MARKETS

These Markets Published Courtesy Of Data Transmission Network (DTN)
(Closing bids: Thursday, July 17, 1997)



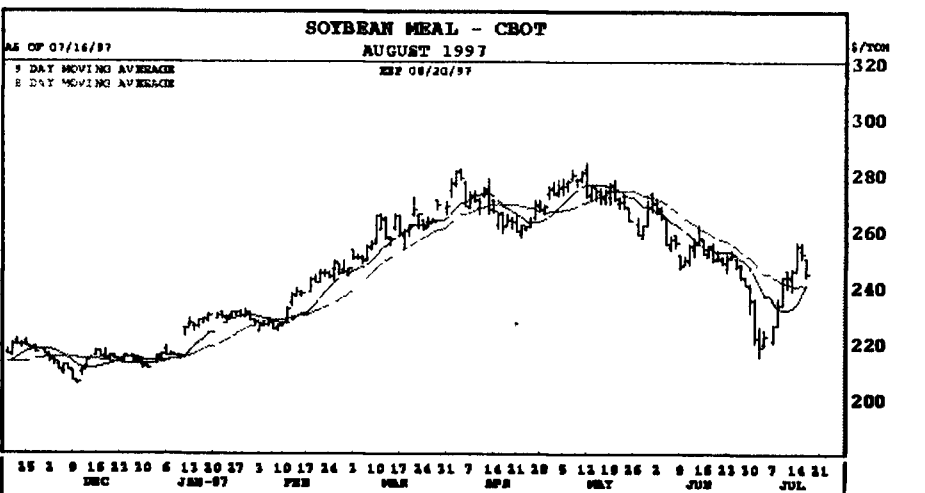
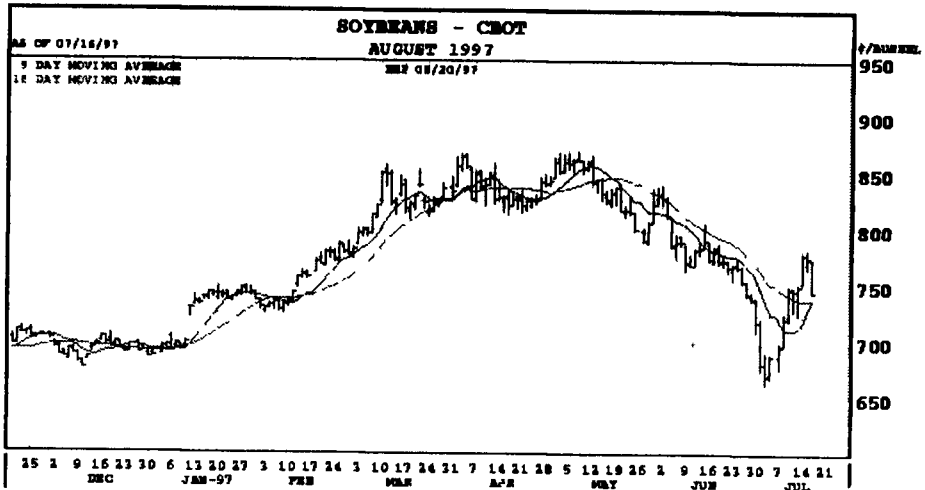
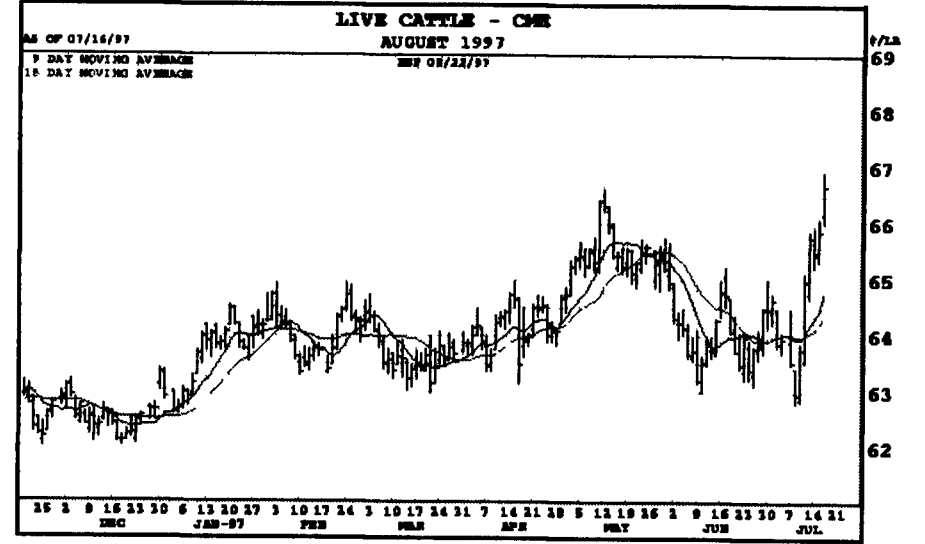
Chicago Mercantile Exchange Futures Prices
*The Chicago Mercantile Exchange is restructuring some reports and the following figures are all we have available at this time.

	High	Low	10:30 Price	Change	Sales	Int.
Choice Steer Futures						
Aug	66.60	66.17	63.32	-32	32437	
Oct	69.50	69.17	69.32	-25	34380	
Dec	71.47	71.22	71.35	-12	15697	
Feb	73.37	73.05	73.27	-20	8390	
Apr	75.17	75.00	75.10	-17	3486	
Jun	71.90	71.70	71.80	+45	2464	
Aug	71.75	71.50	71.60	+10	154	
			Total			97008

	High	Low	10:30 Price	Change	Sales	Int.
Feeder Steer Futures						
Aug	82.27	81.70	82.02	-07	10998	
Sep	82.25	81.75	82.10	-20	3031	
Oct	82.45	82.05	82.35	-22	4531	
Nov	83.70	83.25	83.65	-02	3232	
Jan	84.55	84.25	84.25	-30	1624	
Mar	84.20	83.80	83.90	-30	770	
Apr	84.20	83.85	83.90	-30	186	
May	84.25	84.00	84.00	-20	114	
			Total			24486

	High	Low	10:30 Price	Change	Sales	Int.
Hog Futures - Lean Value						
Jul	---	---	---	---	---	2094
Aug	81.35	80.62	80.70	UNC	12916	
Oct	74.40	73.87	73.90	+05	12044	
Dec	71.10	70.60	70.70	UNC	5282	
Feb	69.55	69.30	69.30	-20	1919	
Apr	65.00	64.65	64.70	-17	1280	
Jun	68.40	68.15	68.20	-02	742	
Jul	66.40	---	66.40	UNC	480	
Aug	65.00	64.85	64.90	+15	77	
Oct	58.97	---	68.97	+25	119	
Dec	57.50	---	57.50	+02	17	
			Total			36970

	High	Low	10:30 Price	Change	Sales	Int.
Frozen Pork Bellies Futures						
Jul	87.55	85.85	87.55	+195	470	
Aug	85.37	82.80	85.00	+257	4386	
Feb	72.70	71.15	71.85	+112	915	
Mar	71.50	71.00	71.30	+130	19	
May	72.00	72.00	72.00	unc	0	
Jul	---	---	---	---	5	
Nov	---	---	---	---	7	
			Total			5802



Chicago Board of Trade Grain Futures

	Settlement	Change	Contract High/Low	
			High	Low
Wheat:				
Jul	3.25	unch	4.65	3.14 1/2
Sep	3.31 3/4	up 1/4	4.63	3.23
Dec	3.47	unch	4.73 1/2	3.36 1/2
Mar	3.57 1/4	up 1 3/4	4.70	3.45
May	3.61	up 6	4.39 1/2	3.48
Corn:				
Jul	2.65 1/2	dn 1	3.93	2.40
Sep	2.47 1/4	dn 2 3/4	3.35	2.27 1/2
Dec	2.48 1/2	dn 2 1/4	3.09 1/2	2.27 1/2
Mar	2.56 1/4	dn 2 1/2	3.04	2.36
May	2.52 1/4	dn 1 3/4	3.03	2.41 3/4
Oats:				
Jul	1.71	dn 1 3/4	2.23	1.48 1/2
Sep	1.52	dn 1/4	1.85	1.44 1/2
Dec	1.49 1/4	dn 1/2	1.83	1.43 3/4
Mar	1.52 1/2	dn 1/2	1.63	1.48 1/2

Soybeans:				
Jul	7.74 1/2	dn 7 1/2	9.02	6.33
Aug	7.38	dn 7 1/2	8.69	6.63
Sep	6.44 1/2	dn 8 1/2	8.00 1/2	6.05
Nov	6.00 3/4	dn 8 1/4	7.50	5.77
Jan	6.03 1/4	dn 9 1/4	7.30	5.83
Mar	6.11 1/4	dn 7 3/4	7.03	5.93
Soybean Meal:				
Jul	267.30	up 1.50	296.00	204.00
Aug	242.90	dn 1.50	282.00	215.50
Sep	219.30	dn 3.60	261.80	201.50
Oct	200.30	dn 4.10	236.30	194.50
Soybean Oil:				
Jul	22.00	dn .14	29.00	21.37
Aug	22.05	dn .21	26.93	21.50
Sep	22.21	dn .21	28.45	21.70
Oct	22.26	dn .18	24.25	21.78