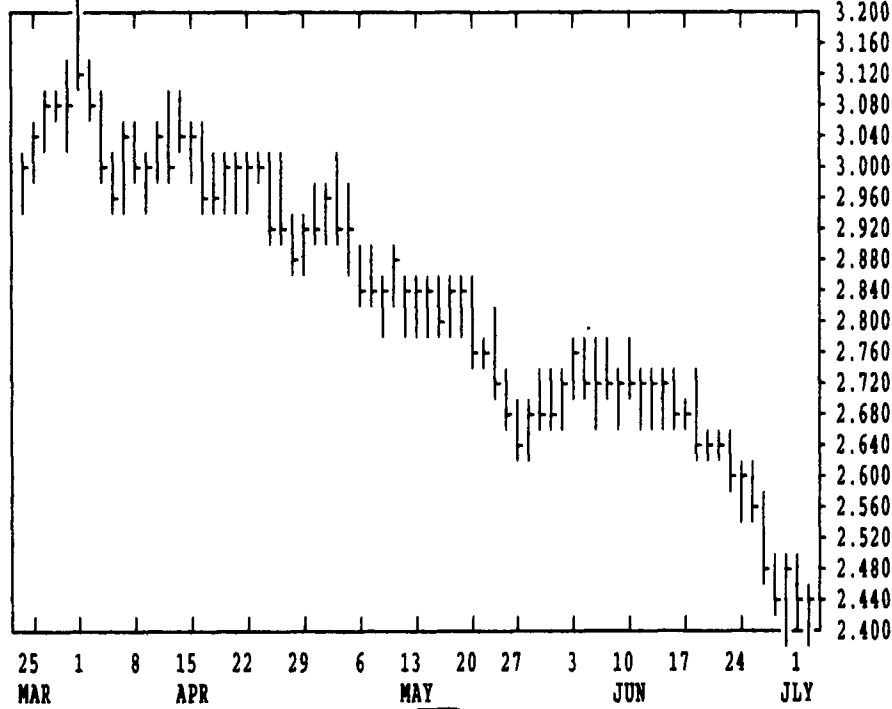


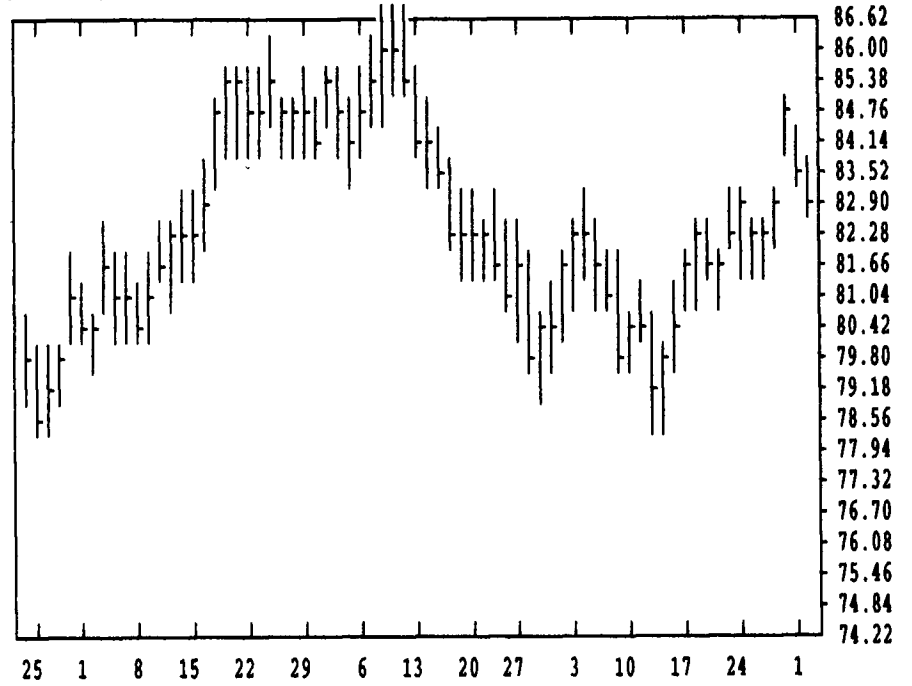
GRAIN, CATTLE AND HOG FUTURES MARKETS

These Markets Published Courtesy Of Data Transmission Network (DTN)
(Closing bids: Wednesday, July 2, 1997)

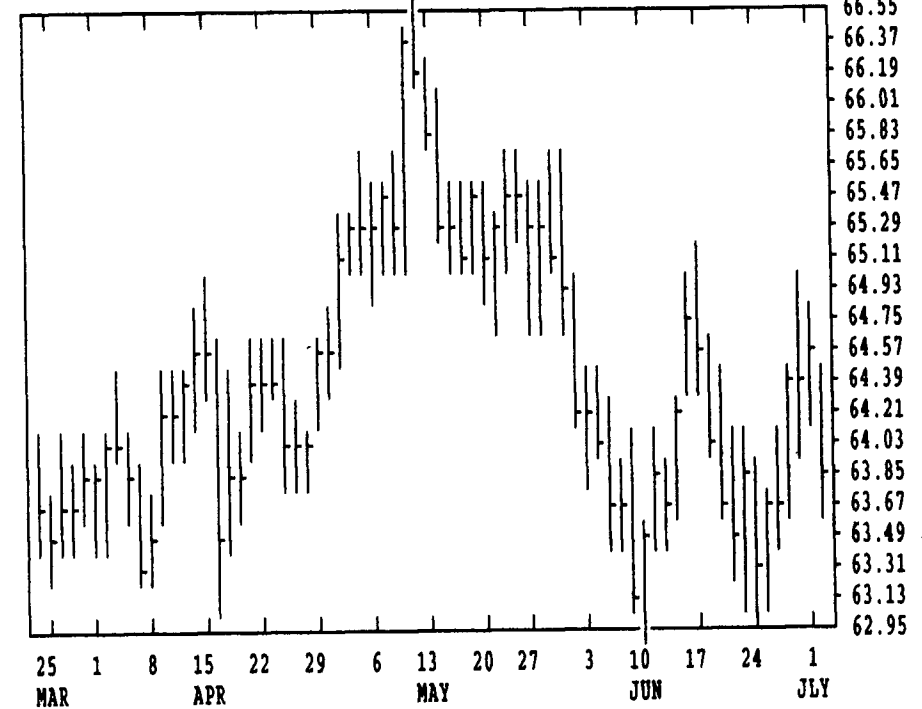
DTN GRAINS 18 CORN JUL 97 CONTRACT HIGH: 3.930 LOW: 2.400



DTN LIVESTOCK 18 LEAN HOGS JUL 97 CONTRACT HIGH: 86.72 LOW: 67.40



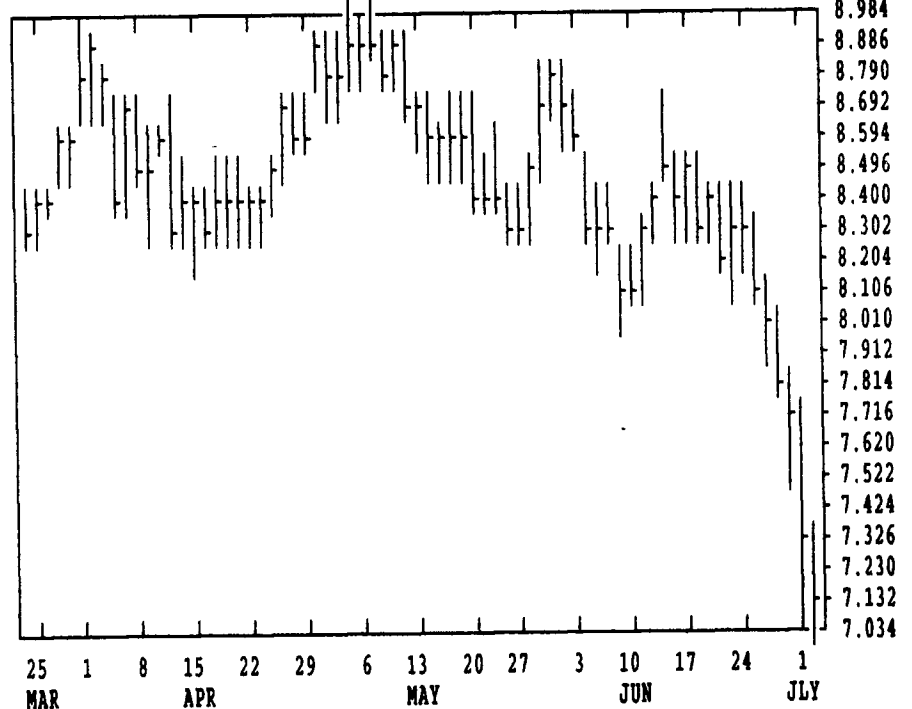
DTN LIVESTOCK 19 CATTLE, LIVE AUG 97 CONTRACT HIGH: 66.75 LOW: 62.00



DTN FUTURES	14 07/02/97	TECHNICAL POINTS				SLOW STOCHASTIC						
		MOVING AVERAGES		RSI'S		5 DAY		20 DAY				
CONTRACT	CLOSE	4-DAY	9-DAY	18-DAY	45-DAY	9DAY	14DAY	30DAY	%K	%D	%K	%D
WHEAT JUL	324.00	324.00	328.64	340.03	367.69	23.9	26.8	35.3	25	24	7	7
WHEAT SEP	332.50	333.06	337.03	348.49	375.13	25.1	27.4	35.9	20	23	7	7
KCWHT JUL	332.25	333.31	338.25	355.82	389.61	22.7	25.2	34.5	7	13	4	5
KCWHT SEP	340.50	340.44	345.47	360.90	391.72	26.5	27.6	35.6	10	14	5	6
MN WHT JUL	361.75	369.50	373.14	384.24	399.09	27.0	31.3	39.2	11	34	13	15
CORN JUL	245.75	245.81	252.89	261.53	272.62	23.4	25.6	33.1	30	22	10	7
CORN SEP	234.75	235.50	240.31	247.78	258.58	24.5	25.9	32.0	23	19	7	6
CORN DEC	234.75	235.31	239.33	245.39	256.34	29.8	29.9	33.6	24	19	7	7
OATS JUL	161.75	160.25	161.44	162.86	163.29	49.2	48.3	48.3	54	39	26	29
BEANS JUL	711.00	750.25	790.14	812.43	843.49	15.6	22.5	33.5	13	12	7	13
BEANS AUG	670.25	702.25	734.33	756.10	800.08	10.2	16.7	29.0	8	8	4	5
BEANS SEP	607.50	634.37	662.11	683.85	718.46	10.2	15.2	25.8	1	2	1	6
MEAL JUL	237.10	250.37	261.31	267.55	278.50	15.9	23.5	35.6	12	13	6	13
OIL JUL	21.63	21.76	22.24	22.70	23.56	22.2	25.8	33.6	16	14	7	5
CATTLE AUG	63.85	64.34	63.97	63.98	64.68	45.3	45.9	47.4	60	74	53	40
CATTLE OCT	67.18	67.67	67.27	67.22	68.07	45.1	45.0	46.3	55	72	63	48
FDR C AUG	80.63	80.84	79.50	78.54	77.84	66.0	64.4	61.7	77	84	90	87
HOGS JUL	83.65	83.35	82.79	81.80	82.68	61.0	57.9	54.9	78	75	89	89
HOGS AUG	81.35	80.54	79.88	79.19	80.35	66.0	60.6	56.1	84	69	75	66
PKBLS JUL	83.05	83.80	82.35	81.62	86.45	50.3	48.0	48.5	64	78	51	41

CORN				CHICAGO WHEAT				K.C. WHEAT						
JULY	HIGH	LOW	LAST	CHG	JULY	HIGH	LOW	LAST	CHG	JULY	HIGH	LOW	LAST	CHG
JULY	2464	2426	2456*	+24	JULY	3254	3214	3240*	+14	JULY	3340	3314	3322*	+12
SEP	2364	2322	2346*	+16	SEP	3344	3310	3324*	+10	SEP	3420	3392	3404*	+16
DEC	2364	2316	2346*	+20	DEC	3470	3440	3452*	+12	DEC	3544	3520	3534*	+24
MAR	2442	2396	2424*	+20	MAR	3550	3530	3540*	+14	MAR	3610	3580	3600*	+34
MAY	2494	2452	2484*	+24	MAY	3544	3520	3530*	+24	MAY	3560	3540	3550*	+20
JULY	2524	2486	2516*	+20	JULY	3544	3500	3530*	+30	MINN WHEAT				
SEP	2480	2450	2460*	+4	OATS				JULY	3680	3610	3616*	-36	
DEC	2524	2490	2504*	+10	JULY	1616	1596	1616*	+26	SEP	3564	3530	3560*	+16
JULY	2600	2600	2600*	+4	SEP	1464	1444	1454*	+14	DEC	3640	3600	3624*	+4
SOYBEANS				DEC	1464	1444	1450*	+16	MAR	3706	3676	3690*	+10	
JULY	7400	7034	7110*	-210	MAR	1510	1500	1500*	+10	MAY	3604	3604	3604*	0
AUG	6914	6630	6702*	-106	SOYBEAN MEAL				SOYBEAN OIL					
SEP	6200	6070	6074*	-44	JULY	2470	2350	2371*	-71	JULY	2175	2137	2163*	+21
NOV	5970	5850	5854*	-40	AUG	2255	2155	2188*	-33	AUG	2192	2150	2176*	+18
JAN	6004	5894	5896*	-42	SEP	2085	2035	2053*	-7	SEP	2210	2170	2193*	+20
MAR	6060	5984	5984*	-20	OCT	1986	1945	1949*	-26	OCT	2215	2178	2199*	+21
MAY	6120	6074	6076*	-2	DEC	1928	1870	1873*	-40	DEC	2235	2191	2205*	+14
JULY	6190	6140	6150*	+30	JAN	1915	1867	1867*	-21	JAN	2240	2210	2210*	+7
NOV	6130	6070	6090*	-20	MAR	1900	1850	1860*	-25	MAR	2260	2235	2238*	+10
JULY	6550	6550	6550*	0	MAY	1915	1870	1873*	-7	MAY	2265	2255	2260*	+15

DTN GRAINS 23 SOYBEANS JUL 97 CONTRACT HIGH: 9.020 LOW: 6.110



DAIRY WEEK

DAIRY MARKET PRICE COMMENTARY

Published Courtesy Bridge News Service
Phone: (212) 269-1110 or E-mail: lwheeler@news.bridge.com
(Reported from market conditions, Tuesday, July 1, 1997)

Dairy Week: Hot temps curb milk output, but cheese stocks firm
By Lisa Wheeler

Bridge News, New York--July 2--Hot weather conditions in sections of the US continue to drain bumper milk inventories, but some traders believe that the heavy inventories of cheese continue to keep pressure on milk prices. However, in the "pre-dog days of summer," prices are likely to rebound slightly on seasonal factors.

While grain prices remain low, sources said the current situation is still very negative for milk prices and only a mild rebound is seen in the market.

One broker said that cheese manufacturers are not as anxious to be as aggressive as they were last fall in making cheese, since their current inventories remain heavy.

The broker said many California processors have switched from producing the usual