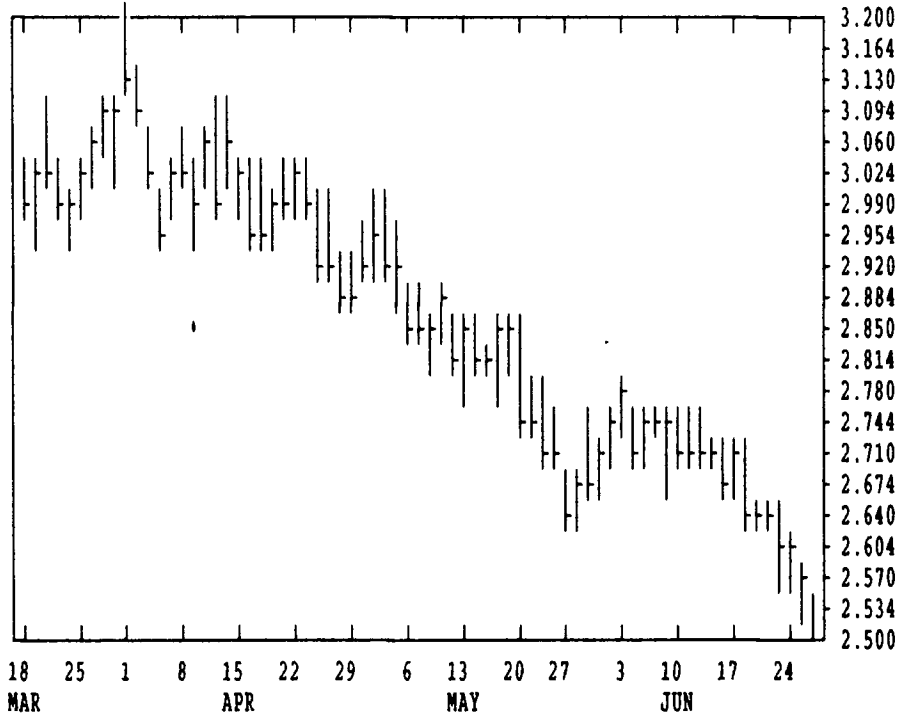


GRAIN, CATTLE AND HOG FUTURES MARKETS

These Markets Published Courtesy Of Data Transmission Network (DTN)
(Closing bids: Thursday, June 26, 1997)

DTN GRAINS 18 CORN JUL 97 CONTRACT HIGH: 3.930 LOW: 2.500

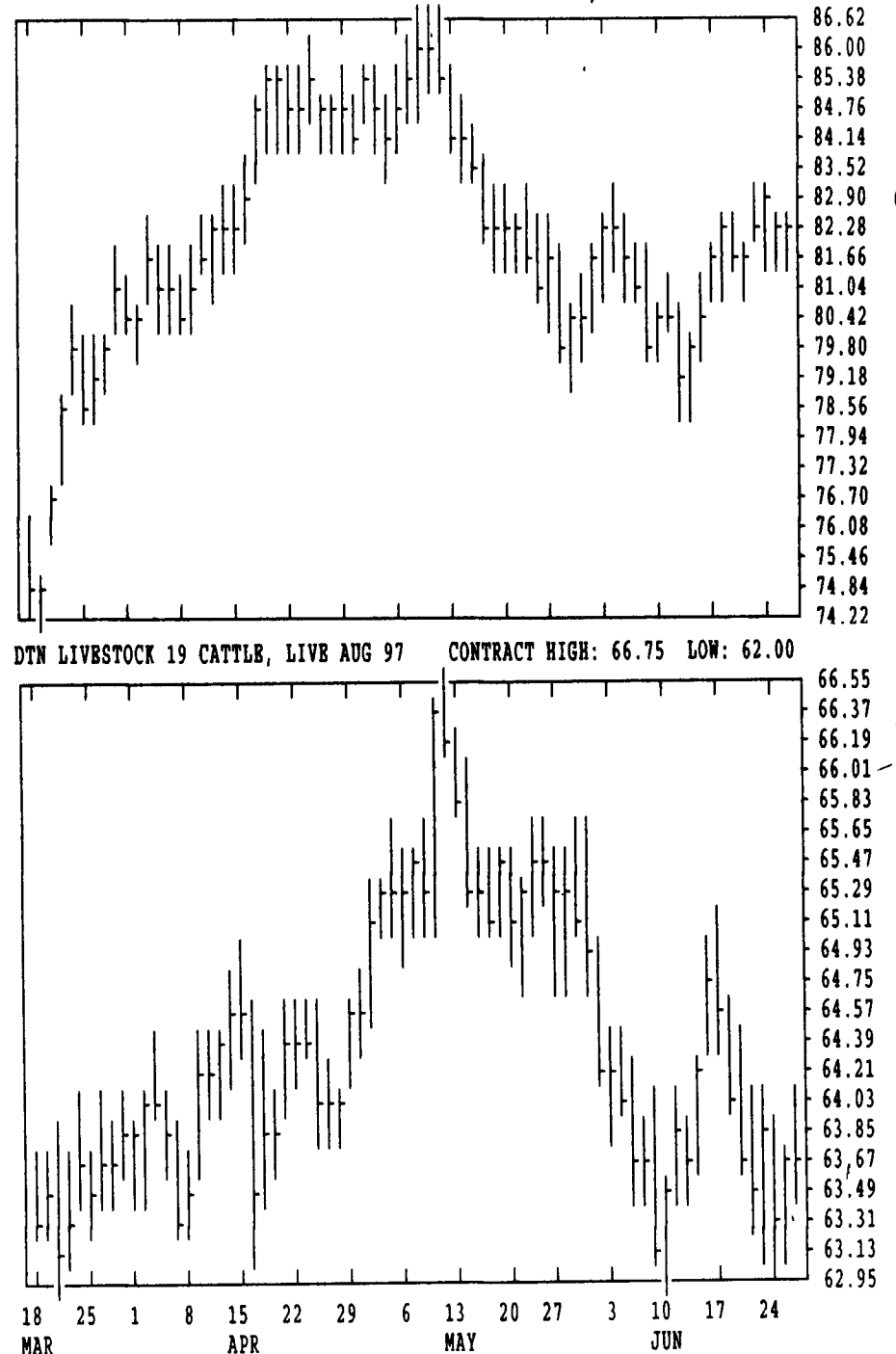


DTN FUTURES	14 06/26/97	TECHNICAL POINTS				SLOW STOCHASTIC						
		MOVING AVERAGES				RSI'S						
CONTRACT	CLOSE	4-DAY	9-DAY	18-DAY	45-DAY	9DAY	14DAY	30DAY	%K	%D	%K	%D
WHEAT JUL	333.00	331.75	336.00	347.54	376.72	27.6	29.6	37.3	34	24	8	5
WHEAT SEP	343.00	339.75	343.58	355.61	383.80	31.9	31.9	38.4	38	23	8	4
KCWHT JUL	345.25	340.50	350.53	366.51	399.52	27.6	28.8	37.0	21	11	5	2
KCWHT SEP	354.00	348.56	356.08	370.46	401.00	31.8	31.4	38.2	32	16	7	3
MN WHT JUL	382.75	375.00	379.44	388.90	405.22	45.2	42.9	44.9	47	30	13	9
CORN JUL	250.25	256.81	262.58	267.85	276.77	14.7	21.8	32.9	6	10	5	11
CORN SEP	239.25	243.37	246.94	253.21	262.55	18.7	23.5	32.1	14	17	6	6
CORN DEC	238.50	242.06	244.28	250.40	260.01	23.5	26.5	32.9	22	27	8	7
OATS JUL	159.00	161.06	160.94	164.93	163.69	40.5	43.1	46.0	20	41	39	39
BEANS JUL	800.50	821.06	830.25	832.44	853.39	33.4	37.6	43.9	17	28	22	33
BEANS AUG	743.25	758.31	766.97	776.58	812.19	24.5	29.7	38.4	16	26	7	11
BEANS SEP	676.25	683.94	691.39	702.86	729.54	26.8	29.7	36.5	30	28	9	8
MEAL JUL	263.90	269.85	272.33	273.36	280.82	33.8	38.2	45.1	25	37	21	29
OIL JUL	22.36	22.57	22.85	23.09	23.87	23.0	29.1	36.9	6	7	3	8
CATTLE AUG	63.80	63.73	63.96	63.88	64.67	46.1	45.4	47.2	42	31	25	30
CATTLE OCT	67.38	67.09	67.02	67.15	68.13	52.4	48.3	47.8	79	60	27	17
FDR C AUG	79.50	78.72	78.31	77.64	77.39	66.9	63.2	60.3	87	75	76	65
HOGS JUL	82.25	82.52	82.12	81.53	82.77	54.8	52.3	51.7	69	76	87	82
HOGS AUG	78.93	79.24	79.12	79.01	80.47	46.2	46.2	49.2	38	49	60	61
PKBLS JUL	82.10	81.11	81.08	82.51	87.20	47.6	45.1	47.2	53	51	33	30

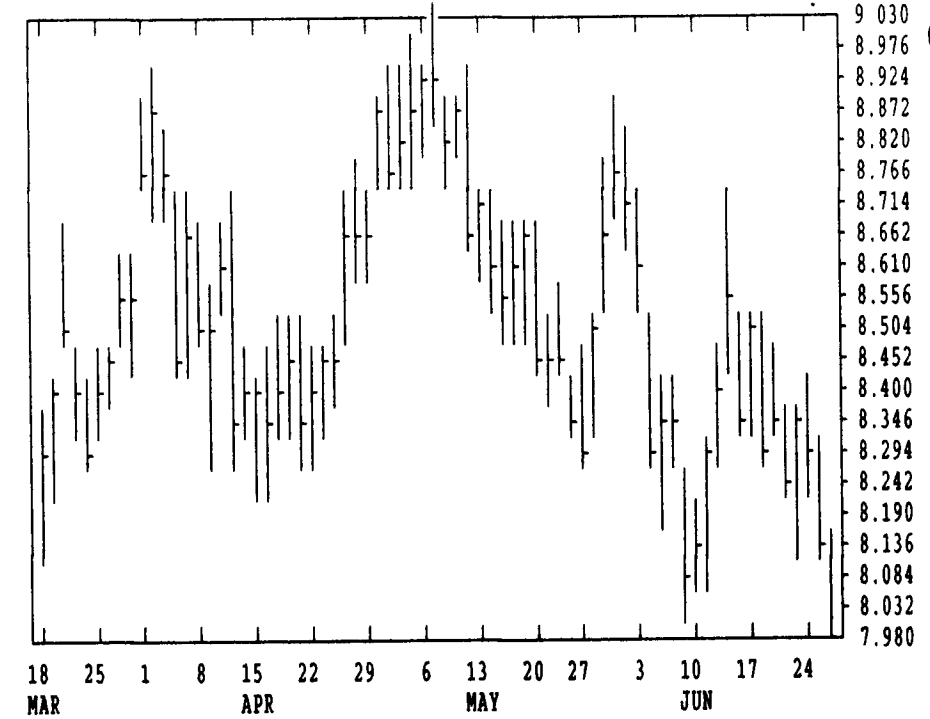
CORN				CHICAGO WHEAT				K. C. WHEAT						
HIGH	LOW	LAST	CHG	HIGH	LOW	LAST	CHG	HIGH	LOW	LAST	CHG			
JLY	2552	2500	2502*	-60	JLY	3350	3310	3330*	+12	JLY	3470	3420	3452*	+50
SEP	2420	2390	2392*	-30	SEP	3444	3410	3430*	+30	SEP	3540	3490	3540*	+52
DEC	2406	2382	2384*	-22	DEC	3564	3534	3554*	+30	DEC	3650	3600	3634*	+34
MAR	2476	2462	2464*	-12	MAR	3620	3594	3614*	+36	MAR	3684	3654	3680*	+40
MAY	2526	2516	2516*	-10	MAY	3600	3580	3584*	+14	MAY	3650	3630	3640*	+4
JLY	2564	2552	2554*	-10	JLY	3534	3510	3530*	+10	MINN WHEAT				
SEP	2524	2524	2524*	-14	OATS				JLY	3840	3740	3826*	+94	
DEC	2574	2550	2552*	-16	JLY	1604	1572	1590*	0	SEP	3740	3650	3724*	+90
JLY	2620	2610	2610*	-20	SEP	1492	1466	1472*	-2	DEC	3774	3700	3750*	+74
SOYBEANS				DEC	1490	1470	1474*	-4	MAR	3810	3764	3790*	+50	
JLY	8140	7980	8004*	-162	MAR	1540	1520	1520*	-14	MAY	3720	3720	3720*	+90
AUG	7534	7420	7432*	-112	SOYBEAN MEAL				SOYBEAN OIL					
SEP	6864	6750	6762*	-90	JLY	2680	2634	2639*	-50	JLY	2273	2228	2236*	-10
NOV	6580	6460	6474*	-94	AUG	2470	2430	2433*	-41	AUG	2288	2243	2252*	-10
JAN	6584	6474	6494*	-90	SEP	2287	2263	2267*	-27	SEP	2303	2266	2268*	-12
MAR	6624	6530	6552*	-72	OCT	2185	2157	2165*	-29	OCT	2307	2269	2271*	-8
MAY	6660	6570	6574*	-84	DEC	2138	2110	2114*	-30	DEC	2319	2280	2284*	-8
JLY	6684	6600	6600*	-84	JAN	2110	2085	2085*	-27	JAN	2330	2295	2295*	-13
NOV	6420	6350	6370*	-6	MAR	2085	2063	2063*	-30	MAR	2355	2320	2323*	-7
JLY	6550	6550	6550*	0	MAY	2061	2055	2055*	-20	MAY	2360	2335	2335*	-5

LIVE CATTLE				FEEDER CATTLE				LEAN HOGS						
HIGH	LOW	LAST	CHG	HIGH	LOW	LAST	CHG	HIGH	LOW	LAST	CHG			
AUG	6410	6357	6380*	+2	AUG	7970	7850	7950*	+90	JLY	8237	8200	8225*	-15
OCT	6740	6695	6737*	+27	SEP	7910	7822	7907*	+70	AUG	7912	7850	7892*	-22
DEC	6985	6945	6980*	+17	OCT	7965	7855	7935*	+57	OCT	7120	7075	7117*	+12
FEB	7090	7070	7087*	+5	NOV	8075	7995	8045*	+45	DEC	6762	6715	6732*	-32
APR	7302	7277	7287*	-10	JAN	8090	8010	8057*	+40	FEB	6645	6620	6637*	-15
JUN	6932	6905	6907*	+2	MAR	8055	8000	8052*	+67	APR	6345	6315	6327*	-5
AUG	6895	6892	6895*	0	APR	8055	8000	8045*	+70	JUN	6870	6805	6845*	-42
OCT					MAY	8060	8000	8042*	+42	JLY	6660	6640	6650*	-2
SWISS FRANC				MIDAM LIVE HOGS				PORK BELLIES						
SEP	7030	7010	7025*	-3	JLY	5825	5810	5820*	-10	JLY	8225	8085	8210*	+100
DEC	7107	7096	7103*	-2	AUG	5600	5565	5585*	-15	AUG	8235	8105	8215*	+85
MAR	7182	7182	7182*	-2	OCT	5145	5125	5145*	+3	FEB	7075	6872	6955*	-67

DTN LIVESTOCK 19 CATTLE, LIVE AUG 97 CONTRACT HIGH: 66.75 LOW: 62.00



DTN GRAINS 23 SOYBEANS JUL 97 CONTRACT HIGH: 9.020 LOW: 6.110



DTN GRAINS 25 SOYBEAN MEAL JUL 97 CONTRACT HIGH: 297.8 LOW: 204.0

