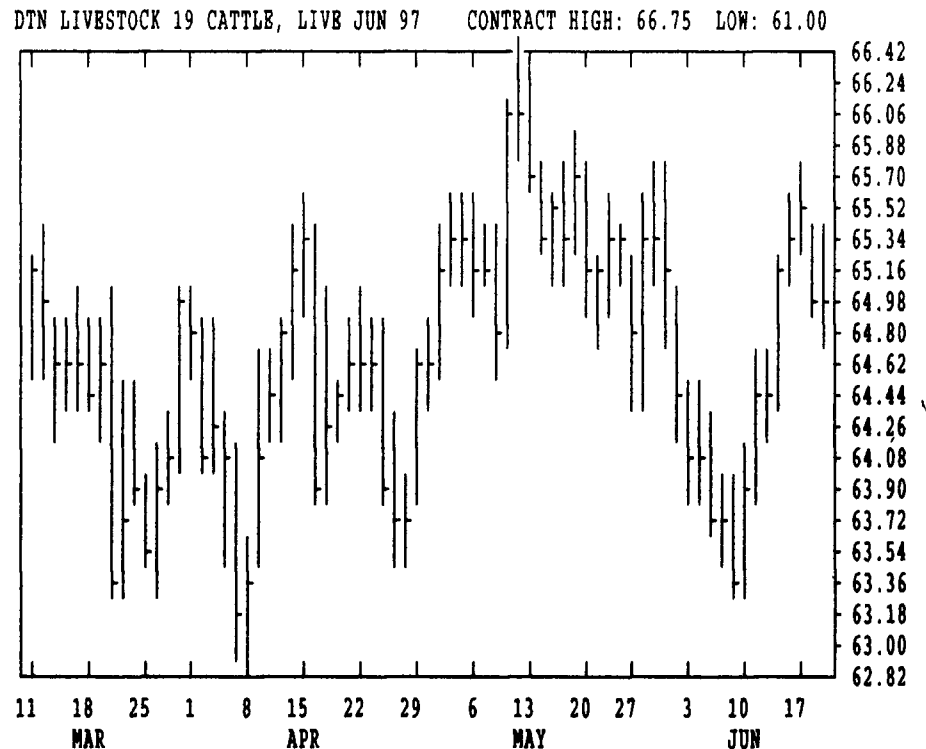
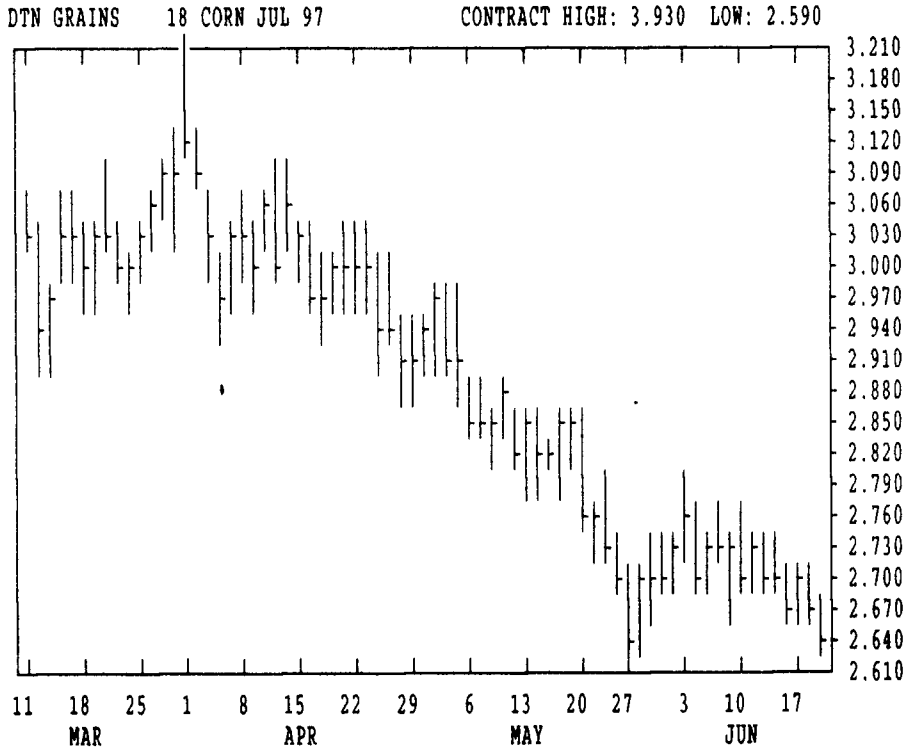
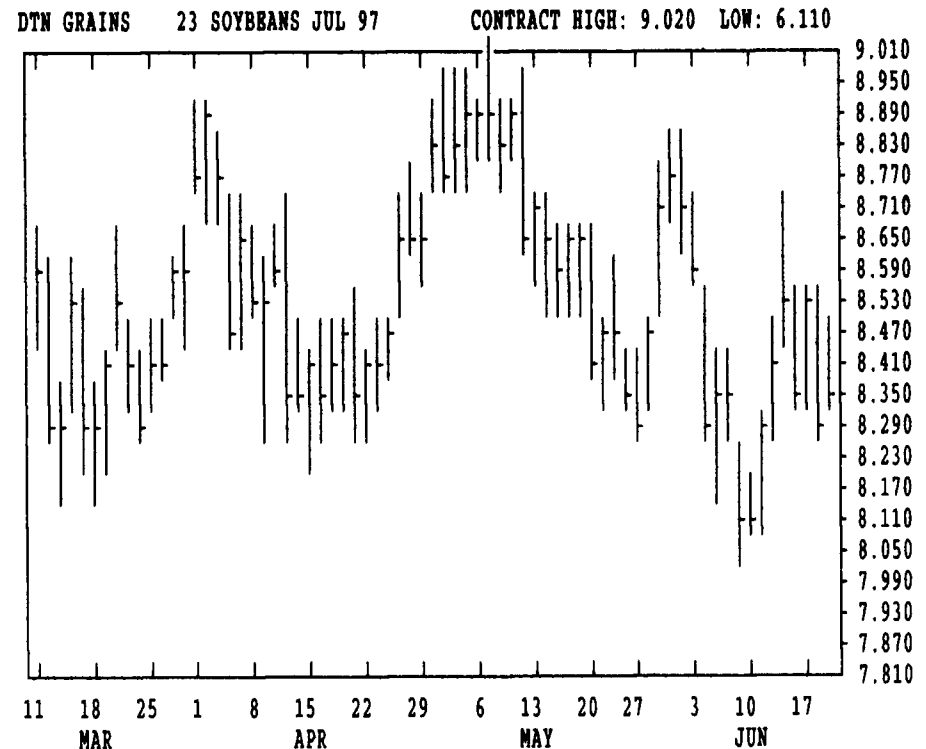


GRAIN, CATTLE AND HOG FUTURES MARKETS

These Markets Published Courtesy Of Data Transmission Network (DTN)
(Closing bids: Thursday, June 19, 1997)



DTN FUTURES 14 06/19/97		TECHNICAL POINTS				SLOW STOCHASTIC						
PRICES ARE DECIMAL		MOVING AVERAGES				RSI'S						
CONTRACT	CLOSE	4-DAY	9-DAY	18-DAY	45-DAY	9DAY	14DAY	30DAY	%K	%D	%K	%D
WHEAT JUL	337.00	340.56	351.42	355.79	388.81	23.5	28.3	37.6	4	5	3	10
WHEAT SEP	343.00	347.81	359.94	363.64	395.47	21.6	26.9	37.3	5	7	4	12
KCWHT JUL	356.00	360.94	373.39	379.47	414.02	19.2	26.2	37.8	3	3	1	7
KCWHT SEP	358.75	364.31	376.33	381.31	414.52	18.4	25.4	37.5	4	4	1	8
MN WHT JUL	383.75	383.69	395.33	391.93	414.64	35.7	38.5	44.0	10	9	17	39
CORN JUL	265.25	267.62	270.17	270.90	281.37	31.5	34.5	39.8	12	16	23	31
CORN SEP	247.50	250.44	255.25	256.68	267.37	22.5	27.6	35.1	9	11	9	21
CORN DEC	243.50	246.44	251.44	253.74	264.59	21.5	26.3	33.7	7	9	6	14
OATS JUL	161.50	159.12	164.28	165.62	164.47	44.1	45.6	47.4	32	19	27	47
BEANS JUL	838.00	840.50	834.72	843.32	855.71	47.7	47.4	49.5	36	48	47	42
BEANS AUG	772.75	775.69	777.86	792.03	819.46	37.8	38.6	43.3	18	27	20	21
BEANS SEP	695.50	700.25	705.58	713.39	736.71	31.0	33.5	39.6	13	16	7	9
MEAL JUL	273.90	275.17	273.79	277.41	280.90	45.4	45.9	49.4	36	52	41	38
OIL JUL	23.04	23.12	23.16	23.42	24.13	37.7	38.7	41.6	28	40	19	20
CATTLE JUN	64.98	65.23	64.74	64.65	64.89	53.4	52.0	51.5	62	76	76	61
CATTLE AUG	63.73	64.32	63.98	64.26	64.74	39.8	41.7	46.0	36	62	48	40
PDR C AUG	77.00	78.14	77.57	77.62	76.99	43.1	47.3	52.8	48	73	68	59
HOGS JUL	81.93	81.75	80.87	81.11	83.08	54.7	51.3	51.6	93	87	60	36
HOGS AUG	79.43	78.96	78.47	78.99	80.83	53.6	50.1	51.6	87	75	47	31
PKBLS JUL	81.43	80.95	80.89	84.50	88.10	41.2	41.7	46.3	83	64	23	13
COTTON JUL	72.62	72.51	72.76	72.91	72.73	47.5	48.0	47.1	27	27	37	49
COTTON OCT	75.02	74.72	74.86	74.76	74.33	55.0	53.8	49.9	66	51	64	67



CORN				CHICAGO WHEAT				K.C. WHEAT			
JULY	HIGH	LOW	LAST CHG	JULY	HIGH	LOW	LAST CHG	JULY	HIGH	LOW	LAST CHG
JULY	2664	2650	2652* -12	JULY	3400	3360	3370* -16	JULY	3590	3550	3560* -42
SEP	2494	2470	2474* -16	SEP	3460	3424	3430* -22	SEP	3624	3584	3586* -42
DEC	2456	2432	2434* -16	DEC	3590	3552	3554* -30	DEC	3714	3680	3684* -32
MAR	2524	2502	2504* -16	MAR	3634	3600	3602* -36	MAR	3740	3710	3710* -30
MAY	2564	2550	2550* -16	MAY	3584	3550	3554* -16	MAY	3680	3680	3680* 0
JULY	2600	2576	2582* -20	JULY	3494	3470	3494* +14	MINN WHEAT			
SEP	2520	2520	2520* -4	OATS				JULY	3850	3810	3836* +10
DEC	2514	2500	2510* -2	JULY	1624	1602	1614* +10	SEP	3720	3694	3700* -10
JULY	2620	2620	2620* 0	SEP	1484	1474	1480* +2	DEC	3764	3744	3752* -2
SOYBEANS				DEC	1490	1480	1482* 0	MAR	3800	3760	3760* -36
JULY	8464	8350	8380* +54	MAR	1544	1534	1534* +4	MAY	3760	3750	3750* 0
AUG	7784	7714	7726* +4	SOYBEAN MEAL				SOYBEAN OIL			
SEP	7020	6940	6954* -30	JULY	2758	2722	2739* +22	JULY	2322	2302	2304* -3
NOV	6704	6610	6624* -60	AUG	2528	2495	2502* +6	AUG	2340	2318	2318* -6
JAN	6720	6634	6650* -46	SEP	2335	2308	2308* -11	SEP	2358	2337	2338* -4
MAR	6764	6680	6700* -42	OCT	2218	2192	2198* -10	OCT	2358	2335	2336* -6
MAY	6800	6730	6730* -50	DEC	2154	2128	2134* -7	DEC	2382	2350	2352* -12
JULY	6820	6740	6740* -40	JAN	2120	2101	2105* -5	JAN	2395	2366	2368* -12
NOV	6460	6390	6416* -62	MAR	2100	2076	2076* -22	MAR	2405	2390	2390* -15
JULY	6570	6570	6570* -70	MAY	2075	2060	2060* -20	MAY	2425	2400	2400* -15

DAIRY WEEK

DAIRY MARKET PRICE COMMENTARY

Published Courtesy Bridge News Service
Phone: (212) 269-1110 or E-mail: lwheeler@news.bridge.com
(Reported from market conditions. Tuesday, June 17, 1997)

(Report not available at presstime.)

LIVE CATTLE				FEEDER CATTLE				LEAN HOGS			
JUN	HIGH	LOW	LAST CHG	AUG	HIGH	LOW	LAST CHG	JULY	HIGH	LOW	LAST CHG
JUN	6530	6490	6497* -12	AUG	7827	7685	7700* -120	JULY	8260	8185	8192* -32
AUG	6435	6370	6372* -35	SEP	7795	7700	7715* -82	AUG	8030	7930	7942* -2
OCT	6720	6657	6662* -35	OCT	7807	7720	7732* -75	OCT	7220	7135	7147* +5
DEC	6987	6940	6945* -30	NOV	7930	7860	7860* -75	DEC	6900	6810	6835* +7
FEB	7085	7040	7040* -30	JAN	7975	7900	7900* -75	FEB	6735	6660	6710* +47
APR	7280	7250	7252* -27	MAR	7880	7825	7825* -75	APR	6315	6250	6285* +35
JUN	6935	6902	6902* -7	APR	7880	7855	7855* -55	JUN	6850	6780	6837* +77
AUG				MAY	7885	7885	7885* -5	JULY	6645	6595	6640* +80
SWISS FRANC				MIDAM LIVE HOGS				PORK BELLIES			
SEP	7043	6972	7035* +54	JULY	5855	5800	5800* -20	JULY	8300	8075	8142* -22
DEC	7116	7055	7111* +55	AUG	5660	5620	5620* -5	AUG	8322	8075	8117* -52
MAR	7189	7189	7189* +56	OCT	5180	5165	5165* +5	FEB	7270	7180	7202* -87

HOLY COW!

IT'S DAIRY MONTH!