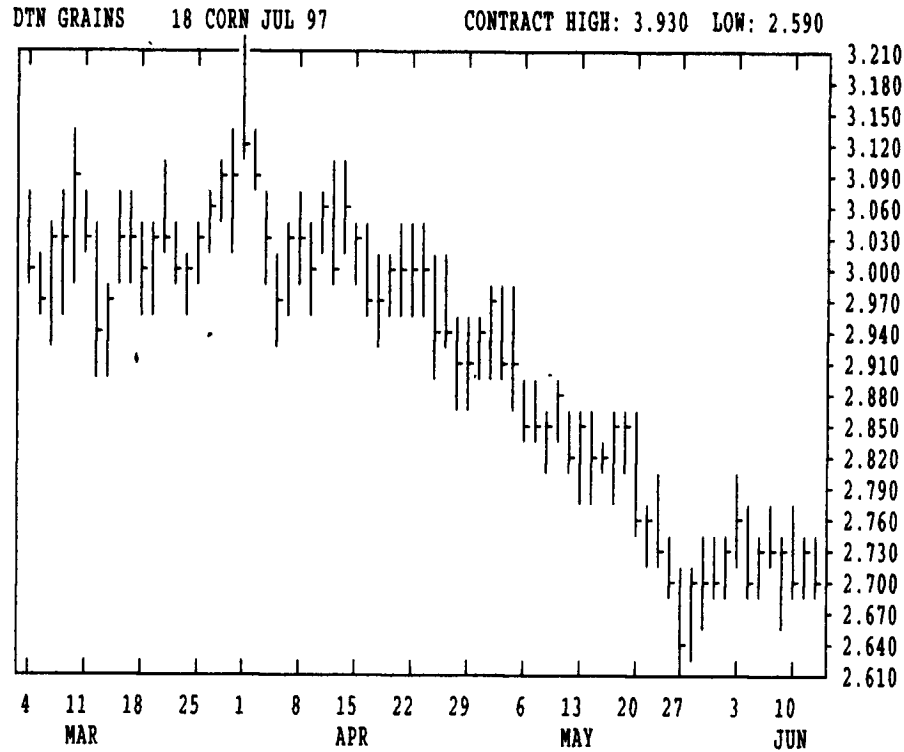
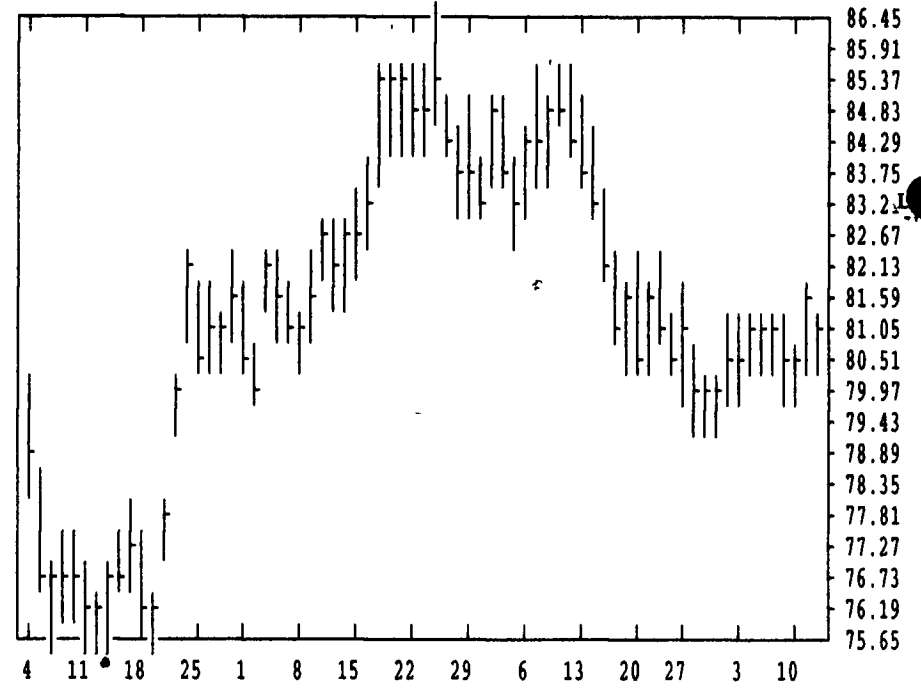


GRAIN, CATTLE AND HOG FUTURES MARKETS

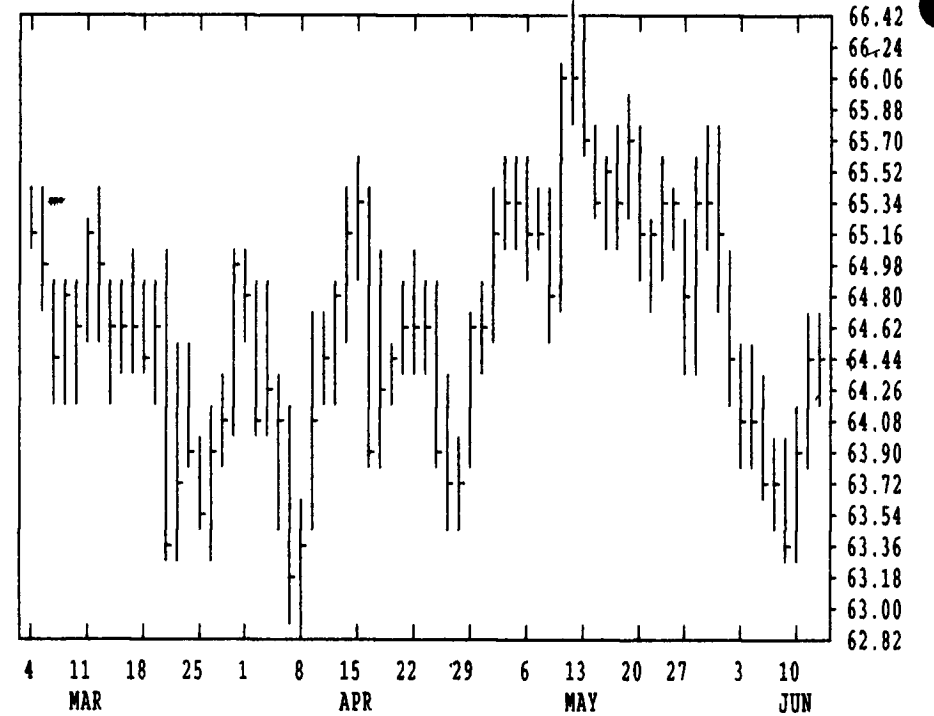
These Markets Published Courtesy Of Data Transmission Network (DTN)
(Closing bids: Thursday, June 12, 1997)



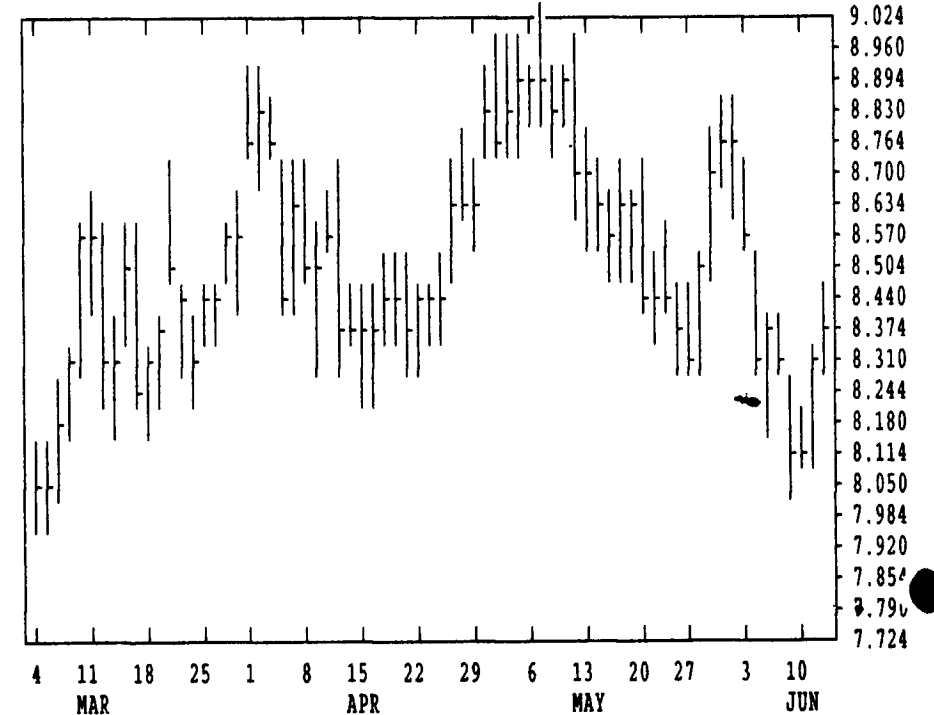
DTN LIVESTOCK 18 LEAN HOGS JUN 97 CONTRACT HIGH: 86.60 LOW: 67.60



DTN LIVESTOCK 19 CATTLE, LIVE JUN 97 CONTRACT HIGH: 66.75 LOW: 61.00



DTN GRAINS 23 SOYBEANS JUL 97 CONTRACT HIGH: 9.020 LOW: 6.110



DTN FUTURES 14 06/12/97		TECHNICAL POINTS				SLOW STOCHASTIC						
PRICES ARE DECIMAL		MOVING AVERAGES		RSI'S		5 DAY		20 DAY				
CONTRACT	CLOSE	4-DAY	9-DAY	18-DAY	45-DAY	9DAY	14DAY	30DAY	%K	%D	%K	%D
WHEAT JUL	353.00	362.00	360.00	366.62	396.74	32.9	34.8	41.3	43	61	20	15
WHEAT SEP	362.75	371.75	368.36	374.57	403.01	32.9	35.1	42.1	53	71	24	16
KCWHT JUL	376.50	385.94	383.72	392.54	421.83	30.8	34.5	42.5	43	61	18	14
KCWHT SEP	379.50	388.56	385.92	392.76	421.77	31.1	34.5	42.7	46	65	19	15
MN WHT JUL	401.50	406.25	397.50	396.46	419.51	50.5	48.0	48.8	66	76	54	35
CORN JUL	271.25	272.37	273.39	273.08	285.20	40.8	40.2	42.4	43	48	39	40
CORN SEP	258.25	259.38	259.67	259.79	271.60	41.4	39.8	41.0	35	52	37	34
CORN DEC	254.25	255.81	257.00	257.36	269.02	37.4	37.0	39.4	22	40	28	30
OATS JUL	167.75	169.12	169.31	165.28	165.45	52.6	53.1	51.8	36	42	79	82
BEANS JUL	841.50	824.00	836.94	844.67	855.66	49.3	47.9	50.0	55	32	22	19
BEANS AUG	784.50	776.81	790.33	802.87	825.23	39.4	39.6	44.5	41	26	15	14
BEANS SEP	711.25	709.50	716.69	721.54	742.42	38.5	38.6	42.7	24	20	12	18
MEAL JUL	276.70	270.57	275.06	279.86	280.66	48.3	47.6	50.7	59	32	19	15
OIL JUL	23.24	23.15	23.43	23.51	24.27	40.7	40.4	42.4	28	22	16	18
CATTLE JUN	64.48	64.13	64.09	64.69	64.84	49.4	48.0	49.3	83	55	24	11
CATTLE AUG	63.73	63.57	63.81	64.56	64.73	37.3	39.5	45.6	55	36	15	8
FDR C AUG	77.23	76.83	76.92	77.58	76.53	50.8	52.0	55.4	74	48	25	22
HOGS JUN	80.98	80.87	80.95	80.88	82.75	47.3	46.2	48.9	54	45	28	26
HOGS JUL	79.35	80.19	81.14	81.32	83.20	31.4	35.5	44.5	21	20	18	27
PKBLS JUL	78.90	81.82	85.23	87.78	88.26	23.6	31.9	42.6	5	8	4	16

CORN				CHICAGO WHEAT				K.C. WHEAT						
HIGH	LOW	LAST	CHG	HIGH	LOW	LAST	CHG	HIGH	LOW	LAST	CHG			
JUL	2736	2706	2712*	-12	JUL	3644	3520	3530*	-114	JUL	3860	3754	3764*	-110
SEP	2604	2572	2582*	-10	SEP	3726	3614	3626*	-112	SEP	3880	3784	3794*	-104
DEC	2570	2534	2542*	-12	DEC	3854	3740	3746*	-110	DEC	3960	3874	3874*	-100
MAR	2632	2602	2604*	-14	MAR	3874	3790	3800*	-90	MAR	3940	3854	3854*	-94
MAY	2670	2642	2646*	-12	MAY	3706	3706	3706*	-82	MAY	3820	3820*	3820*	-50
JUL	2704	2676	2684*	-12	JUL	3670	3620	3620*	-70	MINN WHEAT				
SEP	2564	2564	2564*	-10	OATS				JUL	4114	4004	4014*	-82	
DEC	2570	2550	2552*	-12	JUL	1710	1674	1676*	-34	SEP	4044	3930	3932*	-96
JUL	2650	2650	2650*	-10	SEP	1624	1604	1604*	-14	DEC	4070	3950	3960*	-110
SOYBEANS					DEC	1630	1606	1612*	-10	MAR	4040	3970	3970*	-110
JUL	8470	8294	8414*	+110	MAR	1674	1660	1660*	+2	MAY	4044	3970	3980*	-110
AUG	7900	7784	7844*	+24	SOYBEAN MEAL				SOYBEAN OIL					
SEP	7200	7104	7112*	-4	JUL	2775	2731	2767*	+26	JUL	2345	2306	2324*	+7
NOV	6814	6690	6710*	-20	AUG	2574	2541	2552*	+3	AUG	2365	2327	2343*	+7
JAN	6824	6710	6726*	-20	SEP	2395	2360	2369*	+2	SEP	2380	2348	2361*	+7
MAR	6840	6750	6770*	-14	OCT	2280	2240	2247*	-8	OCT	2395	2360	2374*	+4
MAY	6844	6780	6780*	-34	DEC	2195	2157	2161*	-11	DEC	2425	2381	2396*	+7
JUL	6870	6790	6790*	-34	JAN	2155	2128	2130*	-15	JAN	2425	2405	2410*	+9
NOV	6490	6480	6480*	0	MAR	2120	2100	2105*	-10	MAR	2435	2430	2432*	+14
JUL	6624	6624	6624*	0	MAY	2090	2070	2071*	-14	MAY	2440	2440	2440*	+10

LIVE CATTLE				FEEDER CATTLE				LEAN HOGS						
HIGH	LOW	LAST	CHG	HIGH	LOW	LAST	CHG	HIGH	LOW	LAST	CHG			
JUN	6465	6430	6447*	-10	AUG	7760	7695	7722*	-5	JUN	8140	8080	8097*	-62
AUG	6395	6360	6372*	-10	SEP	7705	7650	7680*	-5	JUL	8050	7900	7935*	-147
OCT	6737	6705	6720*	-17	OCT	7745	7692	7720*	0	AUG	7840	7682	7732*	-137
DEC	6987	6960	6967*	-12	NOV	7850	7810	7820*	+5	OCT	7132	6970	7025*	-107
FEB	7070	7040	7042*	-15	JAN	7865	7850	7850*	0	DEC	6720	6585	6625*	-97
APR	7250	7225	7230*	-7	MAR	7820	7820	7820*	-2	FEB	6515	6400	6457*	-70
JUN	6930	6910	6910*	+2	APR	7810	7810	7810*	0	APR	6220	6110	6130*	-90
AUG					MAY	7835	7835	7835*	0	JUN	6720	6640	6640*	-90
SWISS FRANC					MIDAM LIVE HOGS					PORK BELLIES				
JUN	6947	6918	6929*	-34	JUN	5775	5740	5740*	-30	JUL	8200	7890	7890*	-300
SEP	7028	6995	7007*	-34	JUL	5670	5622	5630*	-110	AUG	8235	7917	7917*	-300
DEC	7103	7080	7086*	-34	AUG	5540	5460	5485*	-105	FEB	7470	7142	7142*	-300

DAIRY WEEK

DAIRY MARKET PRICE COMMENTARY

Published Courtesy Bridge News Service
Phone: (212) 269-1110 or E-mail: lwheeler@news.bridge.com
(Reported from market conditions, Tuesday, June 10, 1997)

CSCE Interest Soars; Milk Output Strong

NEW YORK — June 12 — Open interest for the New York Coffee, Sugar, and Cocoa Exchange BFP milk futures appear poised to break, the 1,000-lot mark in the next week. Milk production remains high, which has weighed on futures prices, as school closings have resulted in excess supply.

US milk production continues to rise seasonally in the Pacific northwest and other still cool portions of the country. Moderate

temperatures in California have kept production at or near peak levels, while humid and stormy weather conditions in the southwest have curbed recent production there.

Cheese production has been increasing along with seasonal excessive milk supply, mostly in Midwest plants.

Cream demand is strong as ice cream sales have improved in regions of warming temperatures. Ice cream production is moderate to heavy in the east and Midwest as a result of the weather.