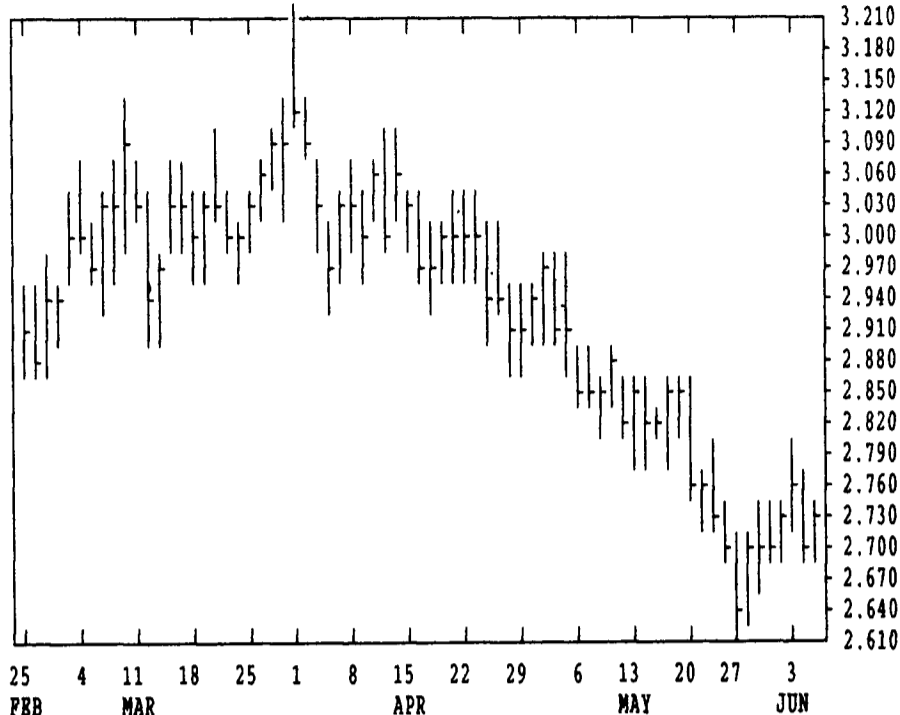


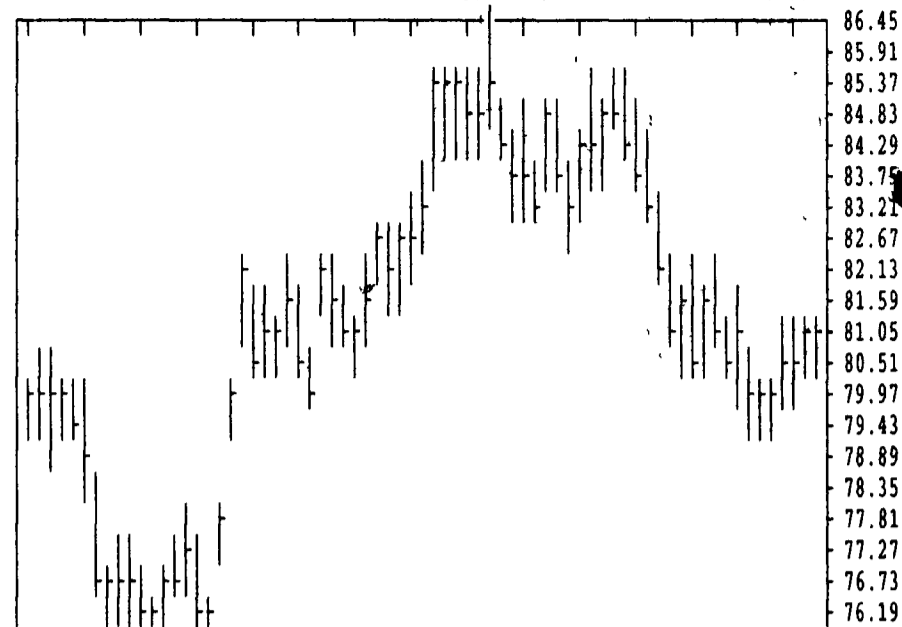
GRAIN, CATTLE AND HOG FUTURES MARKETS

These Markets Published Courtesy Of Data Transmission Network (DTN)
(Closing bids: Thursday, June 5, 1997)

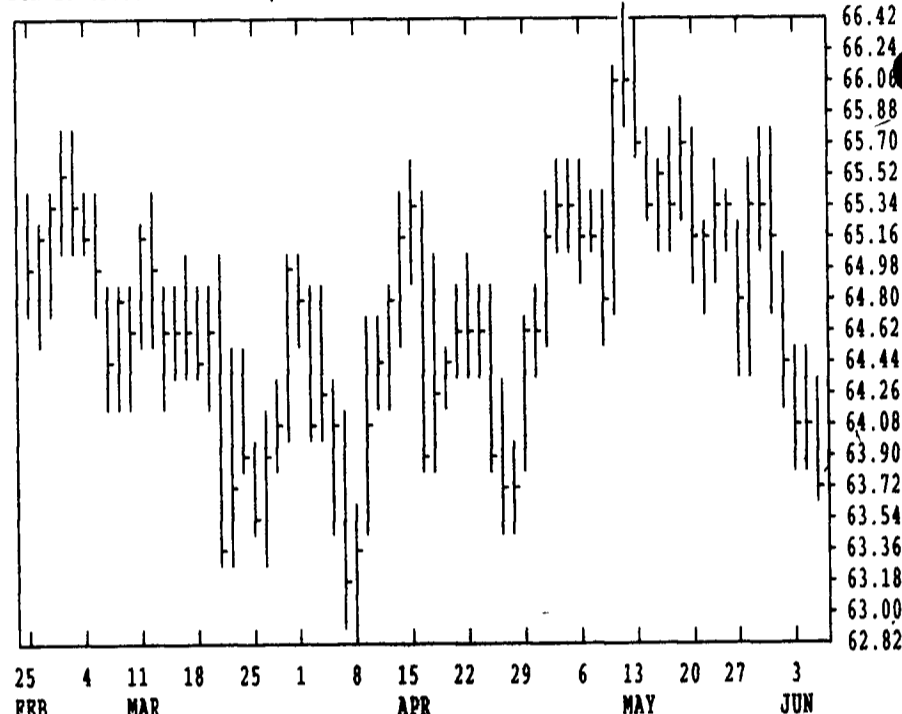
DTN GRAINS 18 CORN JUL 97 CONTRACT HIGH: 3.930 LOW: 2.590



DTN LIVESTOCK 18 LEAN HOGS JUN 97 CONTRACT HIGH: 86.60 LOW: 67.50



DTN LIVESTOCK 19 CATTLE, LIVE JUN 97 CONTRACT HIGH: 66.75 LOW: 61.00

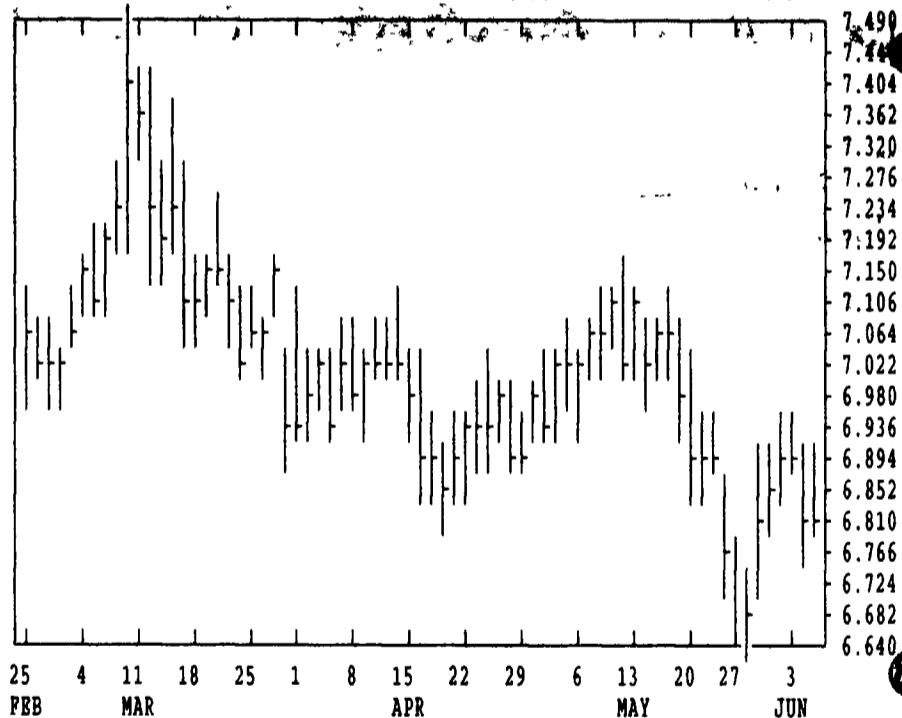


DTN FUTURES 14 06/05/97		TECHNICAL POINTS				SLOW STOCHASTIC				
PRICES ARE DECIMAL		MOVING AVERAGES				RSI'S				
CONTRACT	CLOSE	4-DAY	9-DAY	18-DAY	45-DAY	9DAY	14DAY	30DAY	%K	%D
WHEAT JUL	356.00	358.12	361.89	375.03	398.86	28.0	32.0	41.0	22	21
WHEAT SEP	363.25	365.12	369.31	382.21	404.48	25.2	30.9	41.3	19	18
KCWHT JUL	383.00	381.56	387.44	402.81	422.01	32.3	35.6	43.7	17	11
KCWHT SEP	385.00	383.19	387.50	402.28	421.81	32.2	35.3	43.7	20	15
MN WHT JUL	389.25	388.87	388.19	399.47	419.01	38.1	39.0	44.9	41	45
CORN JUL	274.25	274.25	271.25	276.07	288.33	46.3	43.3	43.9	64	75
CORN SEP	259.50	259.44	257.78	262.11	274.87	43.8	40.5	41.3	57	66
CORN DRC	257.75	257.62	255.72	260.07	272.47	44.4	40.8	41.1	57	66
OATS JUL	169.00	169.56	165.78	163.06	164.92	61.5	57.8	53.5	76	84
BEANS JUL	836.00	850.31	852.00	855.67	859.34	39.5	42.4	48.4	24	47
BEANS AUG	790.00	804.25	807.44	818.62	832.22	34.4	37.4	44.4	22	45
BEANS SEP	717.75	722.94	720.83	732.67	747.14	38.2	38.8	43.4	37	59
MEAL JUL	276.20	279.90	281.76	284.58	281.86	39.7	43.4	50.1	18	34
OIL JUL	23.47	23.70	23.67	23.74	24.41	40.8	40.8	43.0	29	48
CATTLE JUN	63.78	64.12	64.74	65.13	64.82	27.8	36.0	44.8	7	11
CATTLE AUG	63.65	64.08	64.74	65.13	64.76	23.6	33.0	43.9	10	11
PDR C AUG	76.75	77.25	78.03	77.78	76.17	38.5	46.5	53.9	12	13
HOGS JUN	81.03	80.98	80.64	81.49	82.83	45.3	44.7	48.7	85	73
HOGS JUL	81.80	82.03	81.36	82.33	83.30	45.7	45.7	50.6	85	82
PKBLS JUL	87.25	88.82	89.01	89.65	87.87	42.6	46.3	51.0	61	53
COTTON JUL	73.10	73.25	73.06	72.80	72.95	52.9	51.4	47.9	54	55
COTTON OCT	74.88	74.87	74.61	74.30	74.37	58.4	54.9	48.7	71	66

CORN				CHICAGO WHEAT				K.C. WHEAT			
JULY	SEP	DEC	MAR	JULY	SEP	DEC	MAR	JULY	SEP	DEC	MAR
2750	2600	2580	2642	3580	3654	3770	3790	3844	3854	3910	3874
2706	2562	2536	2604	3510	3590	3700	3740	3760	3784	3860	3850
2742*	2594*	2576*	2640*	3560*	3632*	3756*	3786*	3830*	3850*	3900*	3864*
+30	+30	+30	+30	+22	+16	+24	+32	+62	+50	+34	+24
2680	2664	2680	2680	3674	3674	3674	3674	3760	3760	3760	3760
+24	+24	+24	+24	0	0	0	0	+10	+10	+10	+10
2720	2594	2580	2594	3624	3620	3620	3620	3850	3850	3850	3850
+30	+24	+26	+24	0	0	0	0	+32	+20	+12	+24
2664	2594	2550	2576	1702	1606	1610	1640	3884	3884	3884	3884
+24	+24	+26	+24	+2	+14	+16	+20	+20	+12	+12	+24
8420	7964	7214	7110	1640	1606	1590	1630	3932	3932	3932	3932
+60	+40	+50	+50	+20	+31	+16	+20	+32	+20	+12	+24
8360*	7760	7110	7176*	2775	2582	2420	2290	2362	2382	2405	2405
+30	+40	+12	+12	+31	+15	+21	+2	+13	+18	+12	+11
8210	6884	6904	6840	2713	2530	2385	2260	2328	2349	2375	2375
+60	+12	0	-6	+15	+15	+21	+2	+13	+18	+12	+11
8360*	6930	6970	6870	2762*	2420	2290	2270*	2347*	2368	2387*	2387*
+30	+4	+4	-6	+31	+21	+2	+8	+13	+15	+15	+11
8210	6970	6970	6900	1702	1606	1610	1630	3884	3884	3884	3884
+30	+4	+4	+4	+2	+14	+16	+20	+20	+12	+12	+24
8360*	6550	6550	6534*	1606	1590	1606*	1630*	3932	3932	3932	3932
-14	+2	+2	-14	+16	+16	+16	+20	+24	+24	+24	+24
6534*	6670	6670	6670*	2150	2150	2150	2118	2480	2465	2468*	2468*
-30	-30	-30	-30	-12	-12	-12	-12	-14	+2	+2	+2

LIVE CATTLE				FEEDER CATTLE				LEAN HOGS			
JUN	AUG	OCT	DEC	JUN	AUG	OCT	DEC	JUN	AUG	OCT	DEC
6425	6420	6762	7017	7742	7735	7755	7890	8140	8270	8115	8340
6375	6360	6710	6980	7670	7675	7685	7835	8077	8135	7895	8180
6377*	6365*	6712*	6985*	7675*	7677*	7705*	7837*	8102*	8180*	7940*	8120*
-35	-47	-42	-27	-55	-52	-35	-47	-20	-57	-122	-157
7105	7275	7275	7260	7930	7905	7905	7905	7340	7015	6850	6530
-7	-10	-10	-10	-20	-20	-20	-20	-182	-182	-160	-167
7082	6950	6950	6920	7930	7905	7905	7905	6850	6355	6357*	6167
-7	-10	-10	-10	-20	-20	-20	-20	-182	-167	-167	-167
7082	6950	6950	6920	7930	7905	7905	7905	6850	6355	6357*	6167
-7	-10	-10	-10	-20	-20	-20	-20	-182	-167	-167	-167
7082	6950	6950	6920	7930	7905	7905	7905	6850	6355	6357*	6167
-7	-10	-10	-10	-20	-20	-20	-20	-182	-167	-167	-167
7082	6950	6950	6920	7930	7905	7905	7905	6850	6355	6357*	6167
-7	-10	-10	-10	-20	-20	-20	-20	-182	-167	-167	-167

DTN GRAINS 24 SOYBEANS NOV 97 CONTRACT HIGH: 7.544 LOW: 5.974



DAIRY WEEK

DAIRY MARKET PRICE COMMENTARY

Published Courtesy Bridge News Service
Phone: (212) 269-1110 or E-mail: lwfeeler@news.bridge.com
(Reported from market conditions. Tuesday, June 3, 1997)

US milk production still high, weighs on prices

By Lisa Wheeler, Bridge News

New York--Jun 5--Milk output continues to peak and still weighs on milk futures prices, while well-stocked cheese inventories have applied pressure to cheese futures. Many traders have been taken off-guard by changes in the Chicago Mercantile Exchange's cash butter and butter futures contracts, saying the changes, which are said to be adopted on Jun 23, were not pre-announced to the industry. The Chicago Mercantile

Exchange was not immediately available for comment on the changes. A source close to the CME said the CFTC approved the changes on May 27.

In a letter obtained by Bridge News dated Apr 29, the Dairy Products Committee recommended that the CME's Feb and Nov butter futures contracts be eliminated and that any butter churned prior to Dec 1 would not be deliverable into the following calendar year.

The change would throw a wrench in the ability to accept delivery for butter in February--a