

Purchase Your Forage Box Now and Be Ready For Corn Harvest

Binkley & Hurst Bros.

For A New Meyer Forage Box
In Stock With Financing Options

Meyer

3000 · 4000 Series
Self Unloading TSS Forage Boxes
Total Speed System — The Only One Of It's Kind!



Come On In And Make Your Deal Today, Ask For Amos Sr.

**"NEW" 800 Toll Free Phone Number
1-800-414-4705**

**BINKLEY-HURST
BROS. INC.**

133 Rothsville Station Rd.
P.O. Box 0395
Lititz, PA 17543-0395
(717) 626-4705
1-800-414-4705

Farm Plans
A Service of PPC Financial
Fax 717-626-0996




**BINKLEY-HURST
BROS. INC.**

133 Rothsville Station Rd.
P.O. Box 0395
Lititz, PA 17543-0395
(717) 626-4705


Farm Plans
A Service of PPC Financial
Fax 717-626-0996

More than
running gears
with rails,
these are true
header
transports
with new
features for
greater
convenience.



See Binkley & Hurst Bros. For Quality
Unverferth Farm Equipment Including:
Running Gears With 5 Year Axle Warranties;
Gravity Bins and Grain Carts; Gravity Bin
Augers With Steel, Nylon Or Bristle Flighting
For Soybeans; Round Bale Wrappers

MONOSEM Specialty Precision Planters



- * Proven Precision
- * Fertilizer, Dry or Liquid
- * Heavy-Duty 7"x7" Kinze-Built Frames



INTRODUCING FOR 1997 SEASON PNEUMATIC PLANTER MODEL MS


PLANT WITH PRECISION
RAW · UNCOATED · SEED
CARROTS · LETTUCE · ONION · ETC.
CALL FOR INFORMATION

**BINKLEY-HURST
BROS. INC.**

Ask for Merv Nassy
133 Rothsville Station Road, P.O. Box 395, Lititz, PA 17543
717-626-4705 or 800-414-4705

* 2 Row To 12 Row
Unmatched Accuracy In
The Metering &
Placement Of Corn,
Sweet Corn, Edible
Beans, Squash, Melons,
Cucumber, Sunflowers,
Sorghum & More

Get Ready For Spring With Quality Built Rhino Machinery from Binkley & Hurst Bros. Now!



FM60/72 FINISHING MOWERS

Economical and Provides a
Mankured Cut!
60" or 72" Models; CAT I Hitch; 540
RPM; One-Piece, 3/16" Reinforced
Deck; Three Updraft Blades; Blade Tip
Speeds in Excess of 16,000 FPM; Four
Gauge Wheels Standard; "Floating" and
Extended Hitch Built In; Adjustable Cut-
ting Heights 1-1/2"-4-1/2"; Fully-
Shielded Driveline.

Rhino Batwing Cutter
With 180 HP
Gear
Boxes



SR15
15 Foot and 20 Foot Models In Stock

Heavy-Duty Features!
15' Cut; 540 or 1000 RPM; Cat 5 Main Driveline;
Cat 4 or 5 Wing Drivelines; Pan Blade Carriers; 6'
Blade Overlap Mechanical Level-Lift Axle;
10-Gauge Deck; 1/4"x10 1/2" Side Skirts; Full
Swivel Clevis Hitch; Replaceable Skid Shoes;
Wing Operation 90° Up and 22° Down; Rated for
2" Diameter Material Fully-Shielded Drivelines;
Safety Deflectors Standard.

5 Disc 83" Cutting Width MOWER In Stock



Rhino disc mowers feature an easy access cut-
terbar. The innovative design of the cutterbar
allows access to the disc spindle shaft and gear
module without disassembly of the entire cut-
terbar, reducing maintenance costs and down-
time. The hardened rock guards are designed to
help protect the entire leading edge of the cut-
terbar from damage and, along with the skid
shoes, are easily replaceable. A heavy-duty
CAT III & Cat II offset three-point hitch made of
4"x8" thick-wall tubing, is standard to provide
dependable service. A safety breakaway sys-
tem is built in to provide mainframe protection
against sudden impacts when mowing. With 5'
of blade overlap and blade tip speed of 15,814
RPM, Rhino disc mowers provide a clean,
smooth cut. Rugged construction and high per-
formance are two reasons Rhino disc mowers
are the ideal choice for fast, efficient grass
mowing.



5'-6'-7' and 8' Models In Stock Rotary Mowers

A Tough and Economical Cutter!
72" Cut; 540 RPM; Cat 4 Shielded Driveline; Shear
Bolt or Slip Clutch Protection; 60 HP Gearbox; Pan
Blade Carrier; Updraft Blades; Cat I Three-Point
Hitch; 10-Gauge Deck; 10-Ga.x8" Side Skirts;
Rated for 1" Diameter Material; Safety Deflectors
Standard.

SE6

RHINO



Rhino Tillers 3 Pt.

- ST 47"
- ST 55"
- ST 63"
- ST 70"

Heavy Duty Tillers

- SM 61"
- SM 70"
- SM 81"

3 Pt. Mowers

- SE 5'
- SE 6'
- SE 7'
- SE 8'
- HD Mower
- CY 72 4" Capacity
- TW8' 96" 2" Capacity
- TW120' 10" 2" Capacity


Pull Type Mowers

- TW120 10" Pull w/Hyd. Lift, 2"
Capacity
- SE15-4 15' Wing Fold w/Hyd 1 1/2"
Capacity
- SR 15 15' Wing Fold, 180 HP Gear
Box, 2 Cutting Capacity,
Constant Velocity, 540 PTO
- 3 Pt. 5' Rock Rake
- 7' Rock Rake - Available With
Gauge Wheels

Scraper Blades

- 3 Pt. R900-8' Blade 3 Manual
Adjust
- R950 - 9' Blade 3 Way Hyd.
Adjustment
- 12" Auger Post Hole Digger


ROCK RAKE



Versatile Rake for Agricultural and Landscaping
Chores! 4', 5', 6' and 7' Widths; CAT I Hitch; Rated for Up
to 40 HP Tractors Max; Manual Rake Pivot Adjustments; 1"
Pivot Pin; 15-1/4" Rake Height; Replaceable Spring Steel
Tines; Gauge Wheels Optional; Support Stand Standard.

The Industry Standard In Medium- Duty Blades!

6', 7', 8' Moldboards; Rated for 65 PTO HP for
6' and 7'; Manual Mainframe Swing,
Moldboard Pivot and
Moldboard Tilt; 23"
Offset Maximum; 2"
Kingpin; CAT I Hitch;
5/16"x16" Moldboard;
1/2"x6" Replaceable
Cutting Edge; 382-420
Lbs; End Plates; Skid
Shoes Optional.




8 Foot
In Stock

A Very Durable
and
Versatile Blade!

7' or 8' Moldboards
Rated for 125 HP
PTO Maximum; 9'
Moldboard Rated for
95 PTO HP Maximum;
Hydraulic or Manual
Mainframe Swing, Moldboard Pivot, and Moldboard Tilt; 30"
Maximum Offset; 3" Kingpin; Cat I, II Three-Point Hitch and
Quick Coupler; 3/8"x17" Moldboard; 1/2"x6" Replaceable Cut-
ting Edge; 817-983 Lbs.; End Plates, Skid Shoes, Gauge Wheel
Optional.

TW120



Rhino Cutters In Stock

Performance and Durability
for Larger Acreages! 120"
Cut, 120 HP Center Gearbox,
100 HP Outboard Gearboxes,
Pan Blade Carriers,

Updraft Blades, Cat 4
Driveline with Slip Clutch
Protection, 540 Lift or
Pull-Type, 10-Gauge Deck, 1/4"x10
Side Skirts, Replaceable Skid Shoes,
Rated for 2" Diameter Material, Safety
Deflectors Standard.

**BINKLEY-HURST
BROS. INC.**

133 Rothsville Station Rd.
P.O. Box 0395
Lititz, PA 17543-0395
(717) 626-4705
1-800-414-4705

Farm Plans
A Service of PPC Financial
Fax 717-626-0996