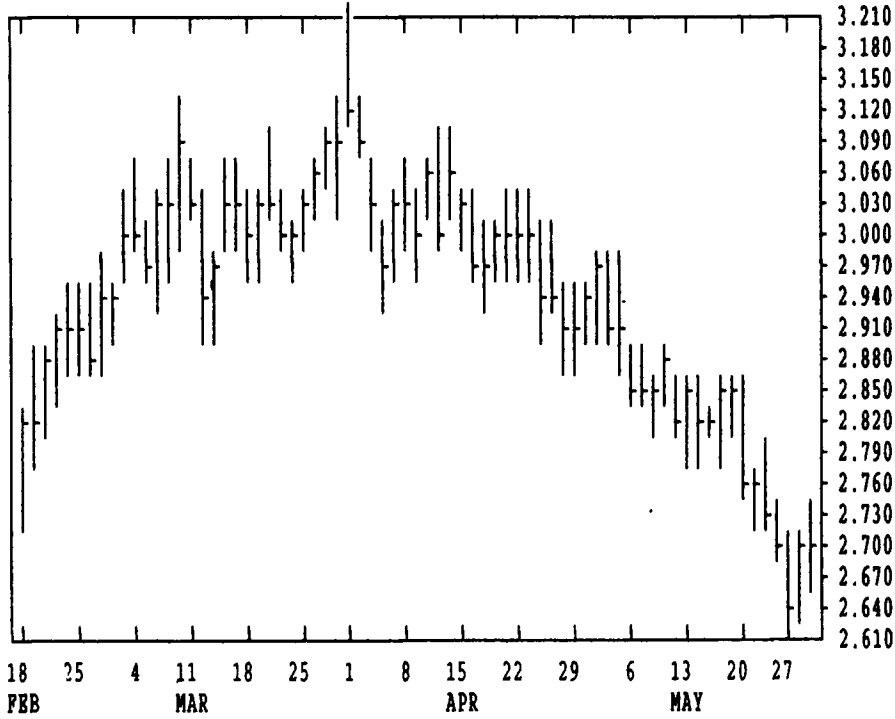


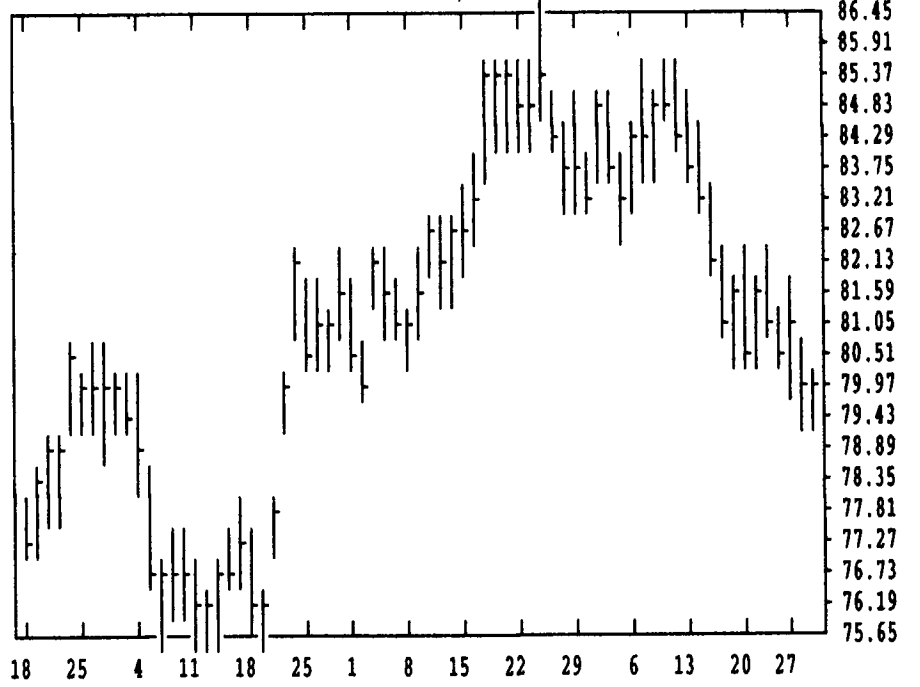
GRAIN, CATTLE AND HOG FUTURES MARKETS

These Markets Published Courtesy Of Data Transmission Network (DTN)
(Closing bids: Thursday, May 29, 1997)

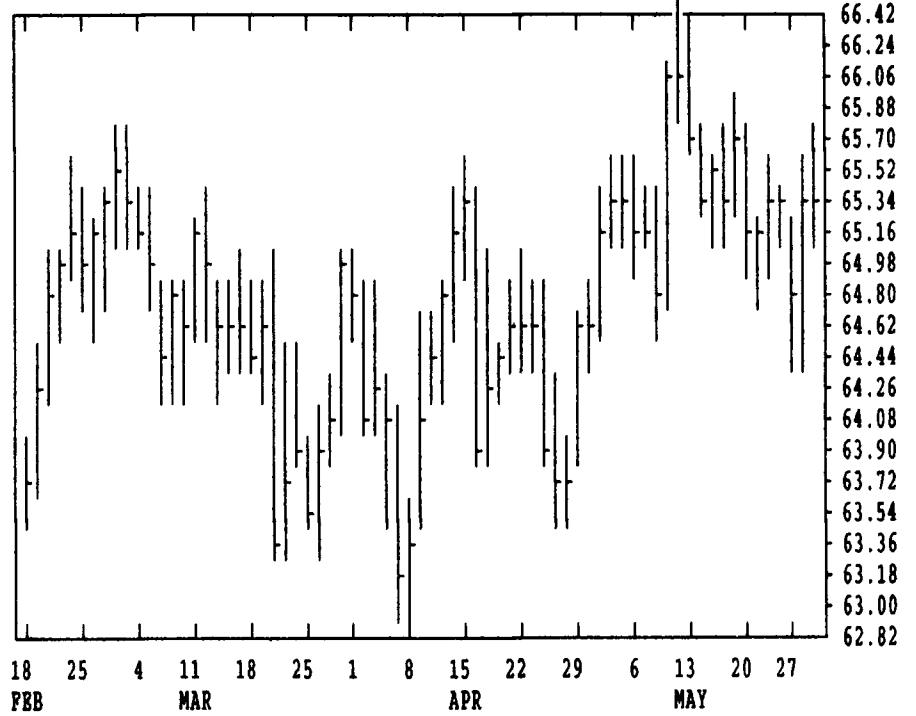
DTN GRAINS 18 CORN JUL 97 CONTRACT HIGH: 3.930 LOW: 2.590



DTN LIVESTOCK 18 LEAN HOGS JUN 97 CONTRACT HIGH: 86.60 LOW: 67.60



DTN LIVESTOCK 19 CATTLE, LIVE JUN 97 CONTRACT HIGH: 66.75 LOW: 61.00

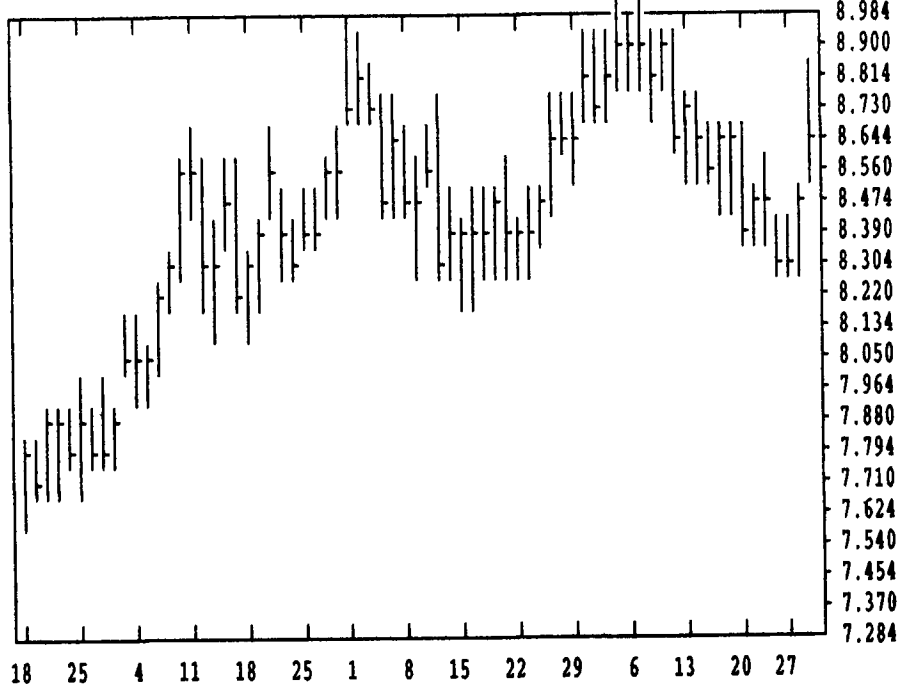


DTN FUTURES	14 05/29/97	TECHNICAL POINTS					SLOW STOCHASTIC					
		MOVING AVERAGES					RSI'S					
CONTRACT	CLOSE	4-DAY	9-DAY	18-DAY	45-DAY	9DAY	14DAY	30DAY	%K	%D	%K	%D
WHEAT JUL	358.50	366.00	376.39	388.79	402.57	23.9	30.5	41.2	14	12	5	5
WHEAT SEP	366.50	373.94	383.94	395.61	407.63	23.2	30.7	41.9	12	13	5	5
KCWHT JUL	388.50	393.31	405.42	415.76	423.48	28.9	35.1	44.5	16	12	6	6
KCWHT SEP	387.00	391.94	403.36	415.26	423.21	27.4	33.7	43.9	15	11	4	4
MN WHT JUL	383.50	386.87	398.14	409.69	420.58	27.4	33.1	42.9	13	9	4	4
CORN JUL	269.25	268.37	274.31	279.78	292.38	31.3	32.8	39.5	22	12	7	6
CORN SEP	255.75	256.50	261.33	265.61	279.03	26.9	28.9	36.5	17	12	6	5
CORN DEC	253.25	254.25	259.08	263.69	276.51	26.0	27.8	35.5	16	12	6	6
OATS JUL	166.50	162.00	160.36	161.51	165.45	62.0	56.3	52.0	71	53	46	29
BEANS JUL	869.50	846.56	850.61	864.82	860.33	57.9	54.9	55.3	51	27	19	17
BEANS AUG	822.75	804.81	815.67	832.50	835.99	49.2	47.8	50.6	38	19	15	11
BEANS SEP	727.50	715.81	728.61	743.26	751.17	42.4	41.5	45.3	27	13	10	6
MEAL JUL	288.10	281.42	284.47	287.48	281.96	56.3	55.3	56.8	37	19	28	43
OIL JUL	23.88	23.61	23.61	24.07	24.51	47.5	44.6	45.0	61	46	19	13
CATTLE JUN	65.35	65.26	65.34	65.42	64.83	51.6	52.4	52.8	59	52	52	58
CATTLE AUG	65.18	65.36	65.34	65.50	64.72	46.8	50.5	53.6	53	63	49	53
PDR C AUG	78.32	78.74	78.07	77.61	75.67	59.4	61.2	61.2	63	78	86	84
HOGS JUN	80.05	80.44	80.92	82.50	82.85	33.0	37.3	45.6	26	28	10	11
HOGS JUL	80.32	80.86	81.70	83.35	83.14	29.3	35.2	46.2	24	22	9	9
PKBLS JUL	86.10	89.85	90.61	90.13	86.57	36.8	43.4	50.2	14	41	52	63
COTTON JUL	73.56	73.01	72.73	72.50	73.02	63.5	56.9	49.4	95	70	71	58
COTTON OCT	74.92	74.47	74.21	73.95	74.46	64.2	57.1	48.5	89	70	69	56

CORN				CHICAGO WHEAT				K.C. WHEAT						
HIGH	LOW	LAST	CHG	HIGH	LOW	LAST	CHG	HIGH	LOW	LAST	CHG			
JUL	2744	2682	2692*	-2	JUL	3744	3580	3584*	-84	JUL	4024	3880	3884*	-66
SEP	2602	2550	2556*	-16	SEP	3810	3660	3664*	-62	SEP	4010	3860	3870*	-82
DEC	2584	2530	2532*	-20	DEC	3924	3770	3774*	-72	DEC	4074	3930	3944*	-64
MAR	2640	2586	2590*	-22	MAR	3920	3800	3800*	-70	MAR	4034	3910	3910*	-60
MAY	2670	2624	2630*	-20	MAY	3770	3720	3730*	-20	MAY	3920	3920	3920*	-20
JUL	2710	2670	2670*	-20	JUL	3720	3680	3680*	0	MINN WHEAT				
SEP					OATS			JUL	3990	3824	3834*	-46		
DEC	2590	2550	2554*	-12	JUL	1674	1650	1664*	+14	SEP	3960	3804	3806*	-66
JUL	2660	2660	2660*	-10	SEP	1604	1570	1586*	+20	DEC	4004	3860	3862*	-60
SOYBEANS				DEC	1606	1572	1590*	+20	MAR	3994	3890	3890*	-60	
JUL	8794	8544	8694*	+200	MAR	1630	1610	1616*	+30	MAY	3860	3860	3860*	-60
AUG	8360	8100	8226*	+166	SOYBEAN MEAL			SOYBEAN OIL						
SEP	7370	7170	7274*	+144	JUL	2903	2820	2881*	+78	JUL	2427	2377	2388*	-9
NOV	6894	6740	6824*	+126	AUG	2710	2633	2686*	+70	AUG	2444	2398	2405*	-9
JAN	6904	6770	6844*	+104	SEP	2485	2430	2467*	+52	SEP	2455	2409	2417*	-10
MAR	6930	6814	6890*	+134	OCT	2330	2265	2312*	+37	OCT	2455	2412	2418*	-7
MAY	6950	6900	6900*	+124	DEC	2240	2180	2227*	+37	DEC	2470	2420	2432*	-13
JUL	7000	6880	6924*	+114	JAN	2200	2147	2190*	+35	JAN	2475	2435	2443*	-22
NOV	6540	6450	6526*	+56	MAR	2160	2120	2155*	+38	MAR	2495	2470	2470*	-20
JUL	6670	6670	6670*	+50	MAY	2135	2125	2125*	+30	MAY	2485	2485	2485*	-25

LIVE CATTLE				FEEDER CATTLE				LEAN HOGS						
HIGH	LOW	LAST	CHG	HIGH	LOW	LAST	CHG	HIGH	LOW	LAST	CHG			
JUN	6572	6522	6535*	-5	AUG	7905	7807	7832*	-12	JUN	8020	7942	8005*	+20
AUG	6575	6515	6517*	-25	SEP	7840	7780	7795*	-15	JUL	8067	7930	8032*	+37
OCT	6875	6835	6837*	-25	OCT	7840	7775	7805*	-7	AUG	7877	7730	7865*	+80
DEC	7120	7075	7077*	-30	NOV	7975	7910	7932*	-2	OCT	7095	6980	7075*	+60
FEB	7150	7115	7117*	-10	JAN	8000	7955	7990*	+15	DEC	6850	6740	6825*	+40
APR	7325	7295	7297*	-2	MAR	7970	7920	7930*	+5	FEB	6770	6700	6742*	+7
JUN	7015	6995	6995*	+5	APR	7930	7930	7930*	0	APR	6480	6435	6462*	+7
AUG					MAY					JUN	6970	6925	6930*	+15
SWISS FRANC				MIDAM LIVE HOGS				PORK BELLIES						
HIGH	LOW	LAST	CHG	HIGH	LOW	LAST	CHG	HIGH	LOW	LAST	CHG			
JUN	7125	7070	7099*	+2	JUN	5690	5660	5675*	-15	JUL	8745	8590	8610*	-280
SEP	7206	7153	7181*	+4	JUL	5710	5690	5695*	+15	AUG	8720	8550	8595*	-207
DEC	7265	7265	7265*	+6	AUG	5575	5510	5575*	+50	FEB	7590	7425	7590*	+90

DTN GRAINS 23 SOYBEANS JUL 97 CONTRACT HIGH: 9.020 LOW: 6.110



DTN GRAINS 25 SOYBEAN MEAL JUL 97 CONTRACT HIGH: 297.8 LOW: 204.0

