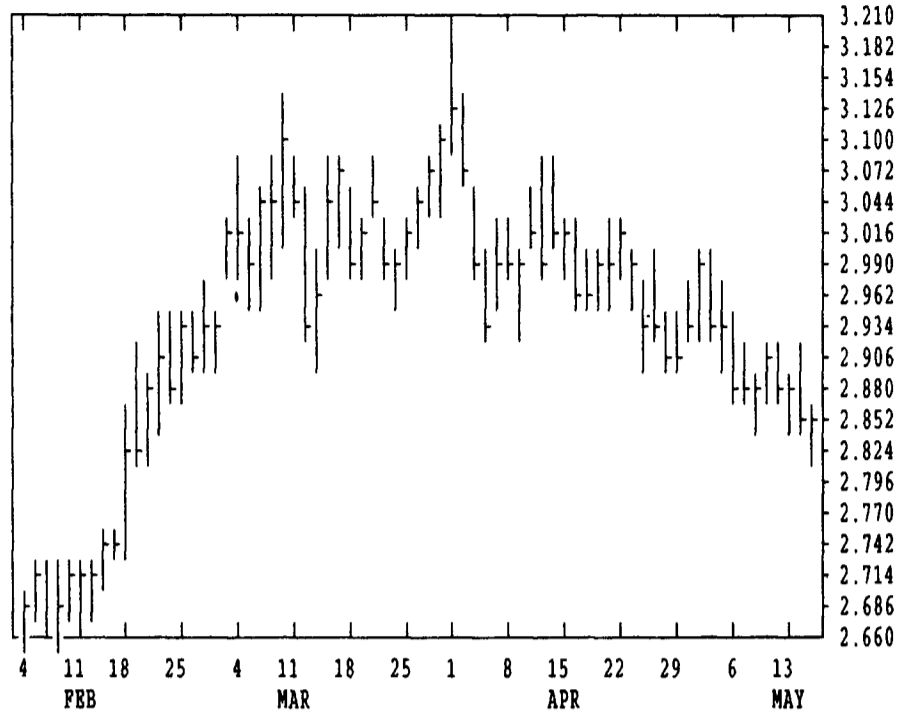


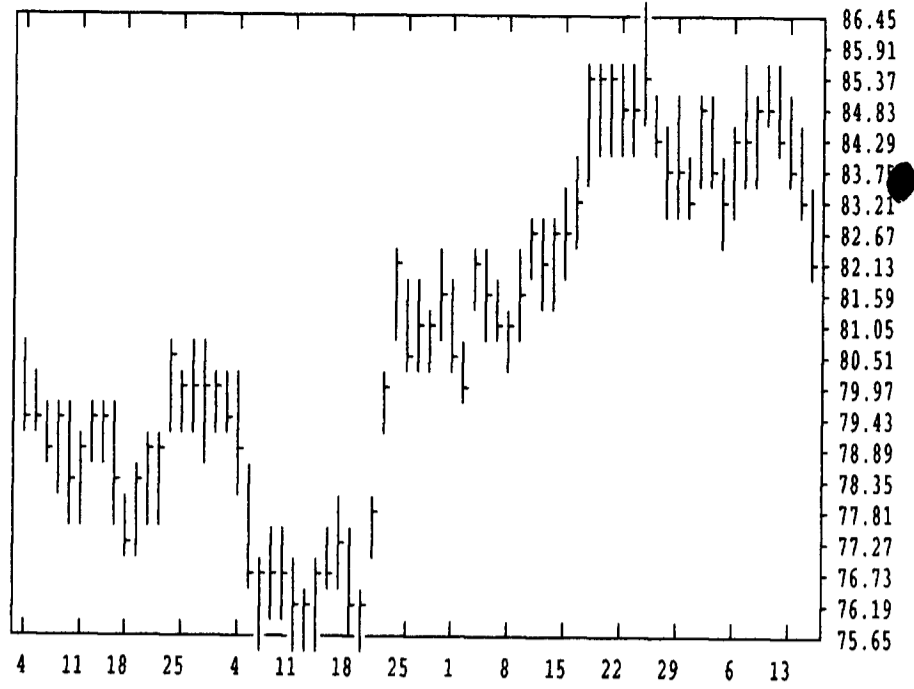
# GRAIN, CATTLE AND HOG FUTURES MARKETS

These Markets Published Courtesy Of Data Transmission Network (DTN)  
(Closing bids: Thursday, May 15, 1997)

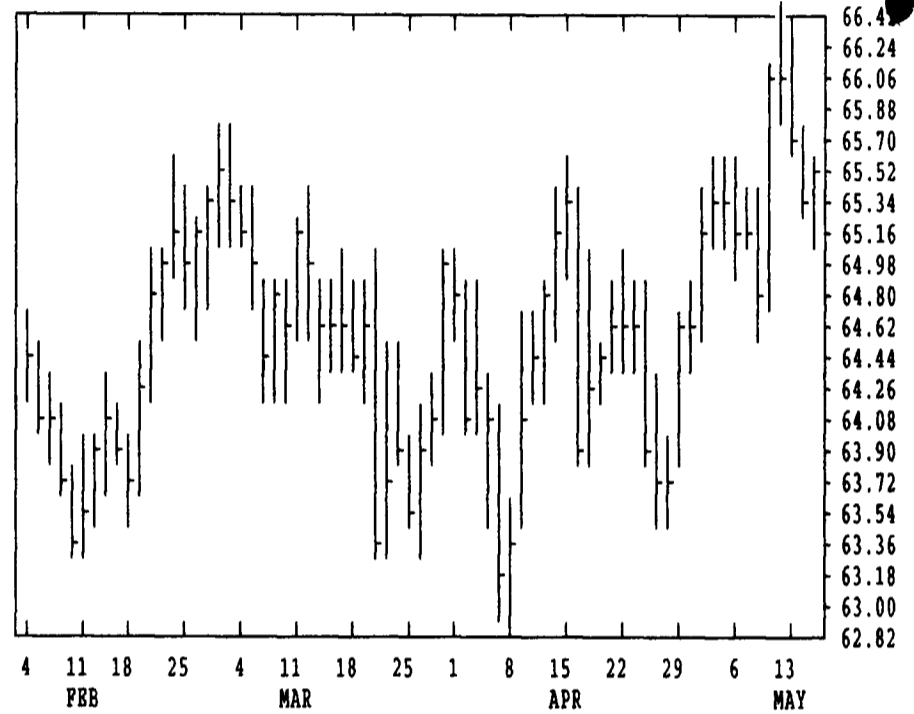
DTN GRAINS 18 CORN MAY 97 CONTRACT HIGH: 3.940 LOW: 2.580



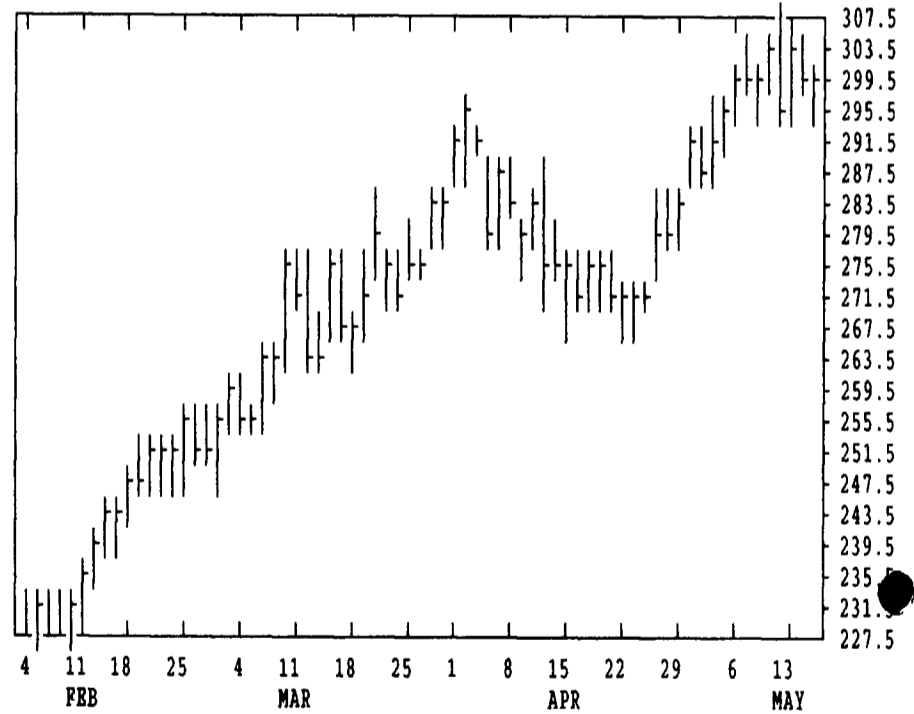
DTN LIVESTOCK 18 LEAN HOGS JUN 97 CONTRACT HIGH: 86.60 LOW: 67.60



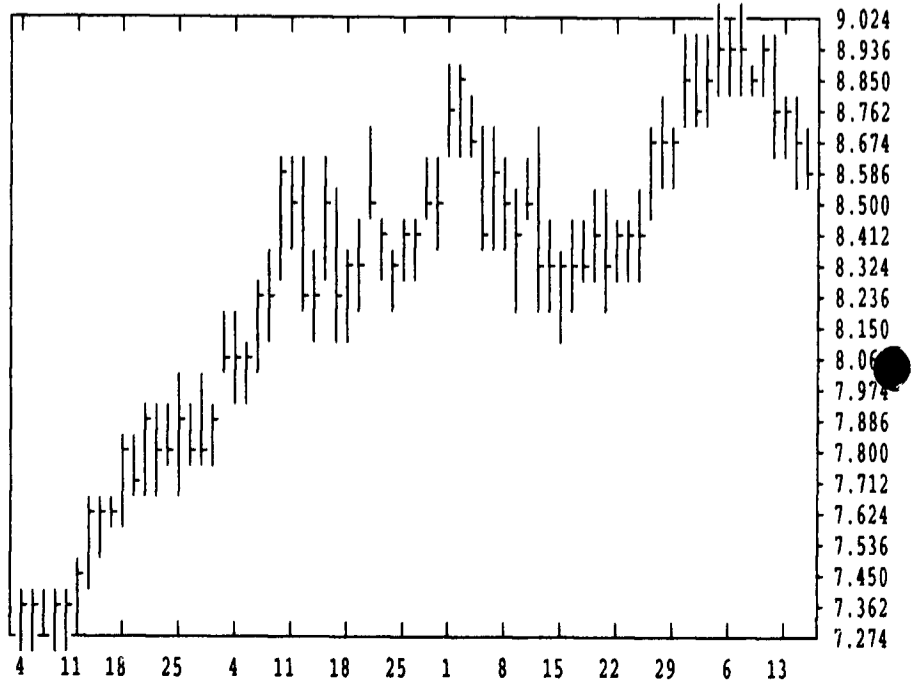
DTN LIVESTOCK 19 CATTLE, LIVE JUN 97 CONTRACT HIGH: 66.75 LOW: 61.00



DTN GRAINS 25 SOYBEAN MEAL MAY 97 CONTRACT HIGH: 308.5 LOW: 205.0



DTN GRAINS 23 SOYBEANS MAY 97 CONTRACT HIGH: 9.034 LOW: 6.650



DTN FUTURES 14 05/15/97		TECHNICAL POINTS				SLOW STOCHASTIC						
PRICES ARE DECIMAL		MOVING AVERAGES				RSI'S						
CONTRACT	CLOSE	4-DAY	9-DAY	18-DAY	45-DAY	9DAY	14DAY	30DAY	%K	%D	%K	%D
WHEAT	MAY 383.00	386.75	394.03	407.31	400.68	32.2	38.9	46.6	12	20	8	12
WHEAT	JUL 388.50	392.50	401.19	415.04	403.18	32.8	39.6	48.1	12	19	7	14
KCWHT	MAY 468.00	457.75	452.44	458.90	442.92	60.3	58.1	58.1	78	68	27	23
KCWHT	JUL 419.00	422.00	426.11	438.96	419.19	39.8	45.0	51.5	25	31	9	17
MNWHHT	MAY 426.00	420.25	424.44	433.54	426.39	47.1	48.2	51.3	35	30	14	15
CORN	MAY 284.75	287.00	288.61	291.96	298.19	33.8	38.0	44.9	24	35	15	13
CORN	JUL 281.75	283.19	285.25	290.06	297.91	32.0	36.1	43.6	36	35	13	10
CORN	SEP 267.25	268.00	269.89	275.83	285.56	28.4	32.3	40.5	33	32	11	8
OATS	MAY 168.25	170.81	171.33	171.50	172.21	39.3	43.7	48.3	18	48	50	49
BEANS	MAY 862.00	871.44	883.39	874.51	857.14	41.5	47.9	54.1	19	22	65	78
BEANS	JUL 857.75	866.19	879.03	871.94	858.14	40.0	46.5	53.3	21	22	58	72
BEANS	AUG 826.50	836.62	849.33	845.75	838.11	34.3	42.2	50.8	16	20	49	68
MEAL	MAY 300.30	301.15	301.01	291.72	283.79	60.8	61.9	62.0	40	46	85	90
OIL	MAY 23.65	23.81	24.28	24.58	24.41	26.4	34.0	42.6	14	11	17	36
CATTLE	JUN 65.50	65.68	65.50	65.02	64.61	55.7	55.6	54.3	48	61	78	80
CATTLE	AUG 65.40	65.76	65.65	65.11	64.34	53.2	55.9	56.4	30	53	79	87
PCTL	MAY 77.15	76.51	75.37	74.20	71.62	85.7	80.0	70.3	96	95	98	95
HOGS	JUN 82.33	83.63	84.09	84.26	82.33	33.8	42.5	50.9	3	25	37	52
HOGS	JUL 83.53	84.48	85.00	84.96	82.18	38.1	47.3	55.5	5	28	53	73
PKBLS	MAY 90.20	87.73	88.26	89.75	83.83	57.3	57.1	56.9	47	34	40	50
COTTON	JUL 73.16	72.61	72.26	72.67	73.60	58.0	51.8	46.7	55	54	51	40
COTTON	OCT 74.45	73.95	73.69	74.07	74.73	57.8	50.2	44.1	66	61	45	34

CORN				CHICAGO WHEAT				K.C. WHEAT			
HIGH	LOW	LAST	CHG	HIGH	LOW	LAST	CHG	HIGH	LOW	LAST	CHG
MAY 2866	2842	2846*	-10	MAY 3890	3830	3830*	0	MAY 4680	4624	4680*	+130
JULY 2840	2812	2816*	-16	JULY 3950	3854	3884*	+14	JULY 4250	4170	4190*	+26
SEP 2690	2666	2672*	-4	SEP 4014	3930	3950*	+10	SEP 4244	4164	4174*	-4
DEC 2670	2644	2652*	-4	DEC 4130	4044	4072*	+10	DEC 4300	4224	4234*	+14
MAR 2726	2700	2706*	-10	MAR 4134	4076	4090*	+20	MAR 4240	4180	4180*	+20
MAY 2760	2742	2742*	-14	MAY 3910	3910	3910*	+10	MINN WHEAT			
JULY 2800	2780	2782*	-14	OATS				MAY 4260	4260	4260*	+60
SEP				MAY 1694	1680	1682*	-12	JULY 4190	4110	4112*	-50
DEC 2670	2650	2660*	-2	JULY 1614	1590	1594*	-14	SEP 4154	4084	4096*	-50
SOYBEANS				SEP 1580	1556	1556*	-22	DEC 4210	4140	4140*	-60
MAY 8700	8584	8620*	-70	DEC 1582	1556	1564*	-16	MAR 4170	4170	4170*	-54
JULY 8664	8540	8576*	-62	SOYBEAN MEAL				SOYBEAN OIL			
AUG 8350	8240	8264*	-62	MAY 3023	2980	3003*	-21	MAY 2375	2360	2365*	+12
SEP 7534	7470	7486*	-10	JULY 2894	2835	2867*	-22	JULY 2404	2386	2388*	0
NOV 7084	7034	7054*	+10	AUG 2750	2695	2719*	-22	AUG 2422	2405	2405*	-3
JAN 7120	7080	7094*	-2	SEP 2560	2527	2550*	0	SEP 2436	2418	2419*	-3
MAR 7164	7134	7152*	+2	OCT 2370	2355	2360*	+2	OCT 2438	2425	2425*	-2
MAY 7174	7150	7154*	0	DEC 2295	2270	2285*	+13	DEC 2466	2448	2449*	-5
JULY 7190	7160	7164*	+10	JAN 2260	2243	2248*	+7	JAN 2483	2462	2462*	-6
NOV 6690	6680	6690*	+24	MAR 2220	2205	2205*	+3	MAR 2490	2490	2490*	-3

LIVE CATTLE				FEEDER CATTLE				LEAN HOGS			
HIGH	LOW	LAST	CHG	HIGH	LOW	LAST	CHG	HIGH	LOW	LAST	CHG
JUN 6565	6525	6550*	+5	MAY 7717	7660	7715*	+60	JUN 8355	8225	8232*	-115
AUG 6550	6515	6540*	0	AUG 7750	7690	7740*	+25	JULY 8440	8347	8352*	-60
OCT 6912	6882	6907*	+12	SEP 7715	7680	7707*	+17	AUG 8197	8095	8100*	-57
DEC 7100	7070	7097*	+15	OCT 7725	7690	7717*	+12	OCT 7465	7385	7392*	-75
FEB 7125	7107	7122*	+15	NOV 7880	7830	7867*	+22	DEC 7207	7150	7170*	-40
APR 7295	7277	7292*	+7	JAN 7965	7932	7952*	+10	FEB 7060	7002	7012*	-30
JUN				MAR 7900	7875	7875*	+15	APR 6710	6675	6710*	+2
AUG				APR 7900	7885	7890*	+20	JUN 7125	7082	7082*	-27
SWISS FRANC				MIDAM LIVE HOGS				PORK BELLIES			
JUN 7042	6972	7019*	+29	JUN 6005	5935	5935*	-50	MAY 9032	8732	9020*	+282
SEP 7116	7045	7091*	+29	JULY 6000	5940	5940*	-45	JULY 9202	8875	9202*	+300
DEC 7175	7115	7166*	+28	AUG 5805	5780	5780*	-35	AUG 9082	8815	9082*	+300