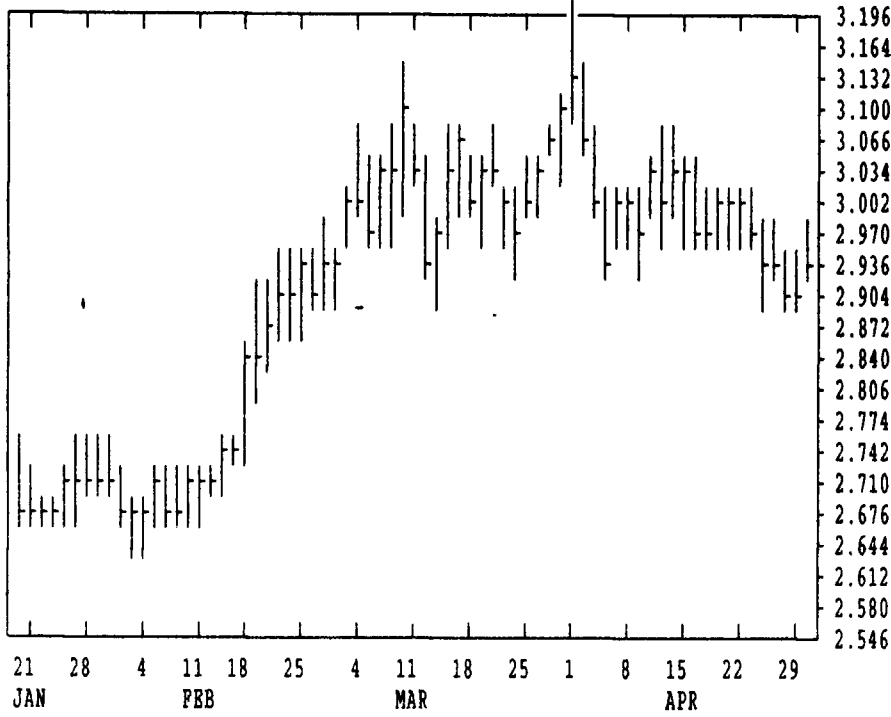


GRAIN, CATTLE AND HOG FUTURES MARKETS

These Markets Published Courtesy Of Data Transmission Network (DTN)
(Closing bids: Thursday, May 1, 1997)

DTN GRAINS 18 CORN MAY 97 CONTRACT HIGH: 3.940 LOW: 2.580

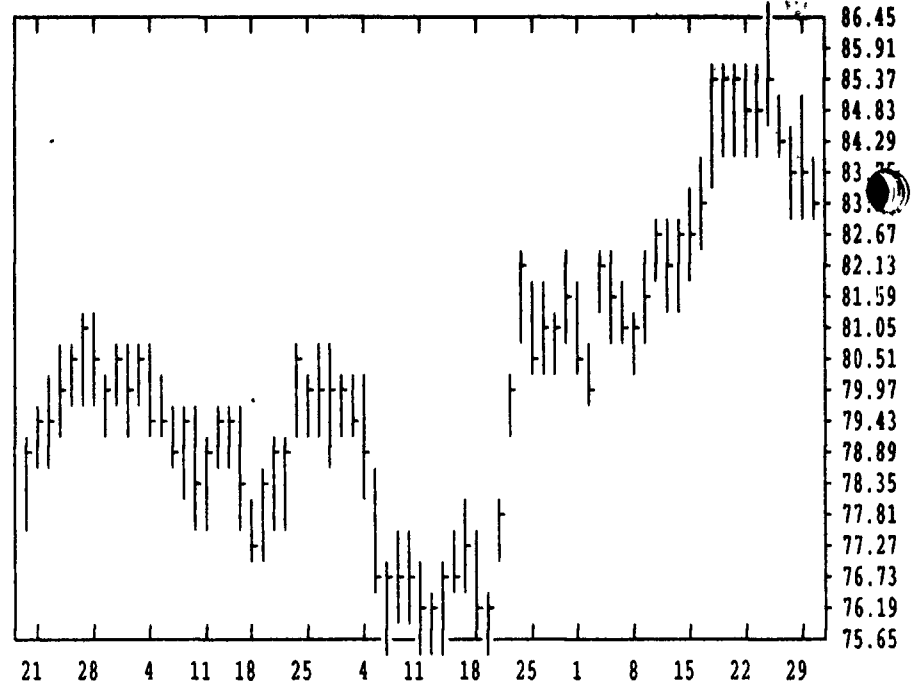


DTN FUTURES 14 04/30/97		TECHNICAL POINTS				SLOW STOCHASTIC						
PRICES ARE DECIMAL		MOVING AVERAGES				RSI'S						
CONTRACT	CLOSE	4-DAY	9-DAY	18-DAY	45-DAY	9DAY	14DAY	30DAY	%K	%D	%K	%D
WHEAT MAY	423.00	417.37	426.83	414.24	395.41	56.2	57.5	58.4	23	13	62	72
WHEAT JUL	433.50	427.50	434.47	420.64	393.35	59.7	61.2	62.1	31	19	65	72
KCWHT MAY	457.00	457.12	474.56	461.92	431.26	48.3	52.9	57.1	17	11	53	66
KCWHT JUL	454.25	447.06	459.36	441.36	406.04	57.9	60.2	61.8	26	17	58	67
MNWHT MAY	443.50	437.44	448.28	439.79	423.72	54.2	55.6	57.0	31	20	51	63
CORN MAY	295.00	292.94	296.06	298.21	300.68	45.2	46.4	50.5	20	15	8	13
CORN JUL	293.25	292.31	296.11	299.06	300.85	40.3	43.6	49.2	14	11	6	10
CORN SEP	279.50	279.62	283.58	286.65	289.33	34.7	39.5	46.7	10	8	5	10
OATS MAY	172.25	170.06	171.94	171.36	172.28	51.7	51.3	52.1	26	22	51	58
BEANS MAY	889.50	873.25	856.00	849.39	840.77	74.9	67.6	62.9	85	83	70	51
BEANS JUL	887.00	871.44	856.17	851.97	842.77	73.2	66.4	62.5	81	79	63	44
BEANS AUG	860.25	846.69	834.97	834.50	827.79	71.6	64.6	61.2	84	81	55	38
MEAL MAY	292.60	285.05	278.30	278.53	274.50	73.1	66.5	63.2	94	89	53	31
OIL MAY	25.06	24.92	24.79	24.43	24.62	66.7	60.8	54.9	56	62	85	88
CATTLE JUN	64.75	64.24	64.38	64.36	64.51	56.3	53.8	52.1	58	34	44	48
CATTLE AUG	64.70	64.37	64.32	64.20	63.92	61.4	58.5	55.5	70	48	64	63
FCTL MAY	73.00	73.13	72.48	71.66	70.28	67.0	64.7	60.1	82	86	94	92
HOGS JUN	83.55	83.88	84.60	83.62	80.83	49.7	55.3	57.1	6	11	63	76
HOGS JUL	84.48	84.66	85.01	83.64	80.07	60.5	63.5	62.6	21	26	76	84
PKBLS MAY	90.93	91.39	91.56	86.95	81.60	61.0	62.2	60.0	24	42	83	90
COTTON MAY	71.90	71.67	71.27	71.53	73.33	53.2	48.4	45.4	69	69	36	28
COTTON JUL	73.65	73.53	73.10	73.30	74.82	53.3	48.8	46.1	89	81	44	34

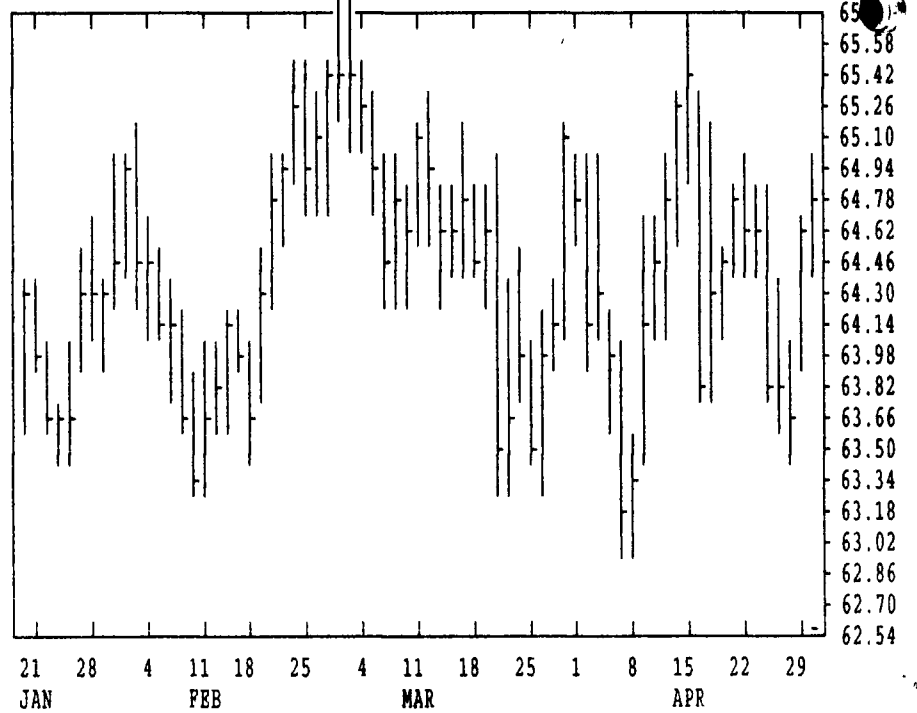
CORN				CHICAGO WHEAT				K.C. WHEAT						
HIGH	LOW	LAST	CHG	HIGH	LOW	LAST	CHG	HIGH	LOW	LAST	CHG			
MAY	2996	2944	2984*	+34	MAY	4240	4130	4140*	-90	MAY	4594	4530	4570*	0
JLY	2984	2922	2966*	+34	JLY	4350	4240	4250*	-84	JLY	4560	4480	4540*	-46
SEP	2822	2786	2810*	+14	SEP	4410	4304	4306*	-80	SEP	4570	4500	4510*	-40
DEC	2784	2750	2750*	+14	DEC	4510	4410	4414*	-76	DEC	4634	4564	4574*	-34
MAR	2826	2794	2820*	+14	MAR	4494	4420	4422*	-66	MAR	4590	4510	4510*	-50
MAY	2860	2860	2860*	+10	MAY	4250	4200	4200*	0	MINN WHEAT				
JLY	2900	2880	2894*	+14	OATS				MAY	4470	4400	4410*	-24	
SEP					MAY	1736	1722	1726*	+4	JLY	4580	4410	4414*	-72
DEC	2754	2730	2744*	0	JLY	1674	1654	1664*	+10	SEP	4480	4390	4392*	-66
SOYBEANS					SEP	1650	1630	1634*	-4	DEC	4490	4422	4424*	-50
MAY	8970	8790	8802*	-92	DEC	1650	1634	1642*	+2	MAR	4460	4460	4460*	-34
JLY	8950	8760	8770*	-100	SOYBEAN MEAL				SOYBEAN OIL					
AUG	8690	8510	8516*	-84	MAY	2944	2893	2899*	-27	MAY	2530	2497	2490*	-16
SEP	7750	7624	7634*	-42	JLY	2888	2833	2839*	-29	JLY	2566	2525	2527*	-20
NOV	7040	6950	6960*	-14	AUG	2775	2730	2732*	-17	AUG	2580	2541	2541*	-20
JAN	7080	7000	7004*	-14	SEP	2580	2550	2553*	-6	SEP	2585	2547	2548*	-20
MAR	7110	7050	7060*	-14	OCT	2300	2280	2293*	-2	OCT	2585	2545	2550*	-15
MAY	7050	7050	7050*	-24	DEC	2220	2190	2203*	-1	DEC	2598	2560	2560*	-23
JLY	7154	7080	7100*	+10	JAN	2185	2170	2175*	+3	JAN	2607	2572	2572*	-23
NOV	6630	6630	6630*	-4	MAR	2165	2130	2130*	0	MAR	2585	2585	2585*	-25

LIVE CATTLE				FEEDER CATTLE				LEAN HOGS						
HIGH	LOW	LAST	CHG	HIGH	LOW	LAST	CHG	HIGH	LOW	LAST	CHG			
JUN	6535	6470	6522*	+47	MAY	7390	7300	7375*	+75	JUN	8520	8362	8495*	+140
AUG	6532	6470	6520*	+50	AUG	7675	7580	7647*	+75	JLY	8560	8470	8540*	+92
OCT	6900	6860	6895*	+32	SEP	7652	7590	7647*	+52	AUG	8352	8265	8312*	+57
DEC	7070	7027	7052*	+20	OCT	7690	7630	7690*	+70	OCT	7660	7575	7622*	+32
FEB	7122	7095	7102*	+10	NOV	7850	7785	7845*	+60	DEC	7347	7290	7337*	+45
APR	7315	7290	7300*	+5	JAN	7895	7850	7885*	+47	FEB	7190	7130	7185*	+35
JUN					MAR	7850	7825	7825*	+15	APR	6792	6760	6792*	+35
AUG					APR	7840	7815	7815*	+32	JUN	7290	7260	7287*	+27
SWISS FRANC				MIDAM LIVE HOGS				PORK BELLIES						
HIGH	LOW	LAST	CHG	HIGH	LOW	LAST	CHG	HIGH	LOW	LAST	CHG			
JUN	6860	6819	6835*	+6	JUN	6090	6010	6070*	+65	MAY	9182	9010	9057*	-35
SEP	6929	6893	6905*	+6	JLY	6100	6090	6100*	+65	JLY	9325	9120	9165*	-37
DEC	6979	6979	6979*	+6	AUG	5935	5935	5935*	+45	AUG	9225	9005	9042*	-22

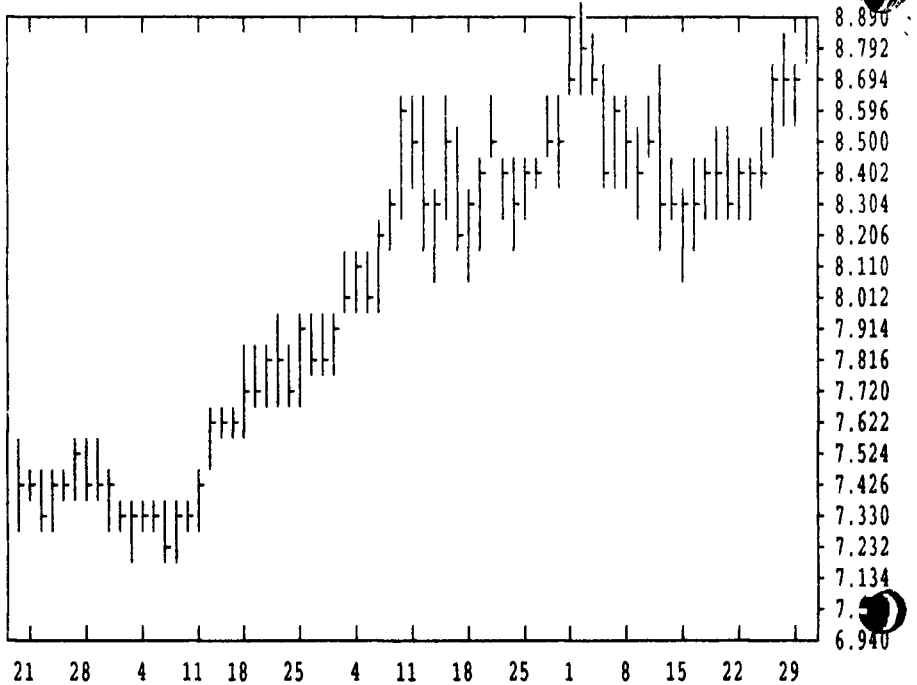
DTN LIVESTOCK 18 LEAN HOGS JUN 97 CONTRACT HIGH: 86.60 LOW: 67.60



DTN LIVESTOCK 19 CATTLE, LIVE JUN 97 CONTRACT HIGH: 66.75 LOW: 61.00



DTN GRAINS 23 SOYBEANS MAY 97 CONTRACT HIGH: 8.930 LOW: 6.650



DAIRY WEEK

DAIRY MARKET PRICE COMMENTARY

Published Courtesy Bridge News Service
Phone: (212) 269-1110 or E-mail: lwheeler@news.bridge.com
(Reported from market conditions, Tuesday, April 29, 1997)

Butter, Cheese Stocks Building, Pressuring Prices
NEW YORK - Despite threatening floods in some midwestern fields, progressive planting in other areas and ample cheese and butter inventories will likely keep pressure on dairy products prices this week, traders said. The industry's eyes will also be watching how successful cash cheese trading on the CME is after last week's finale to the controversial National Cheese Exchange in Green Bay, Wis.

In the first weeks of BFP trading at the Coffee, Sugar and Cocoa Exchange, traders said the contract continues to increase the

popularity of futures trading from within the industry and attracting good interest from outside the industry as well.

"The BGP continues to grow and since it has started there have been even more trades made in other dairy commodities as well," one dairy broker said. "This is really going to work."

On Friday, CSCE BFP open interest was up 12 lots at 322, with 94 lots of open interest in the near-by Jun contract.

On Monday, CSCE May raw milk futures were unchanged at \$10.65/cwt, and Jun was un-

(Turn to Page A27)