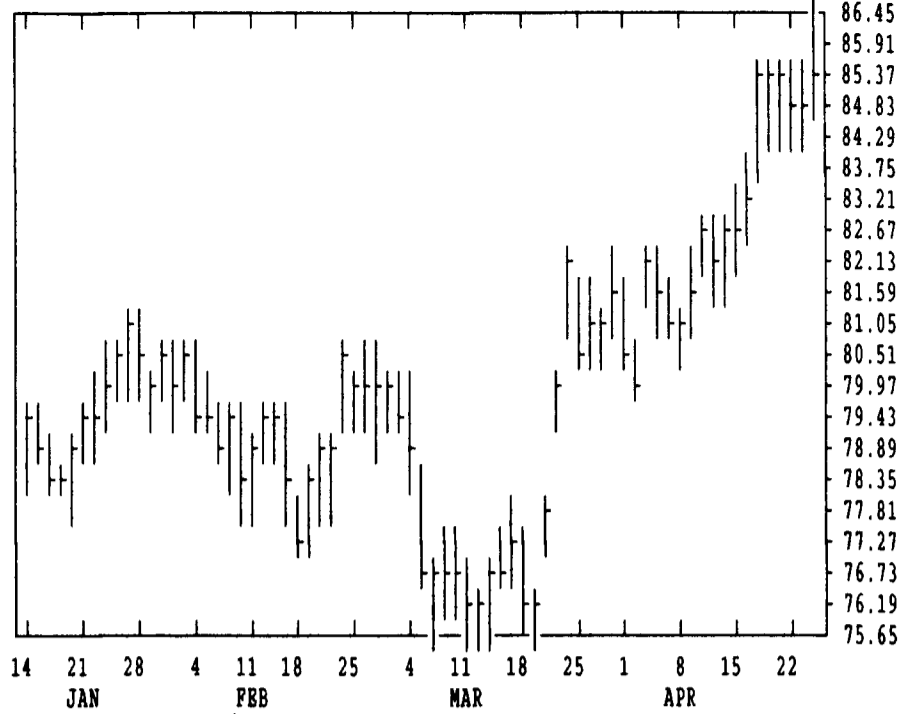
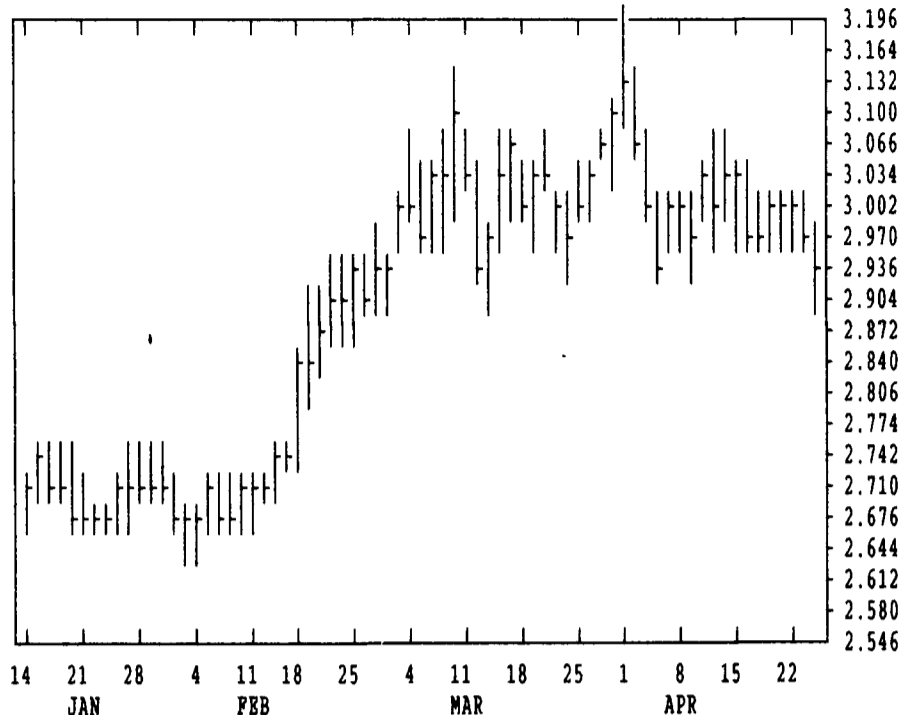


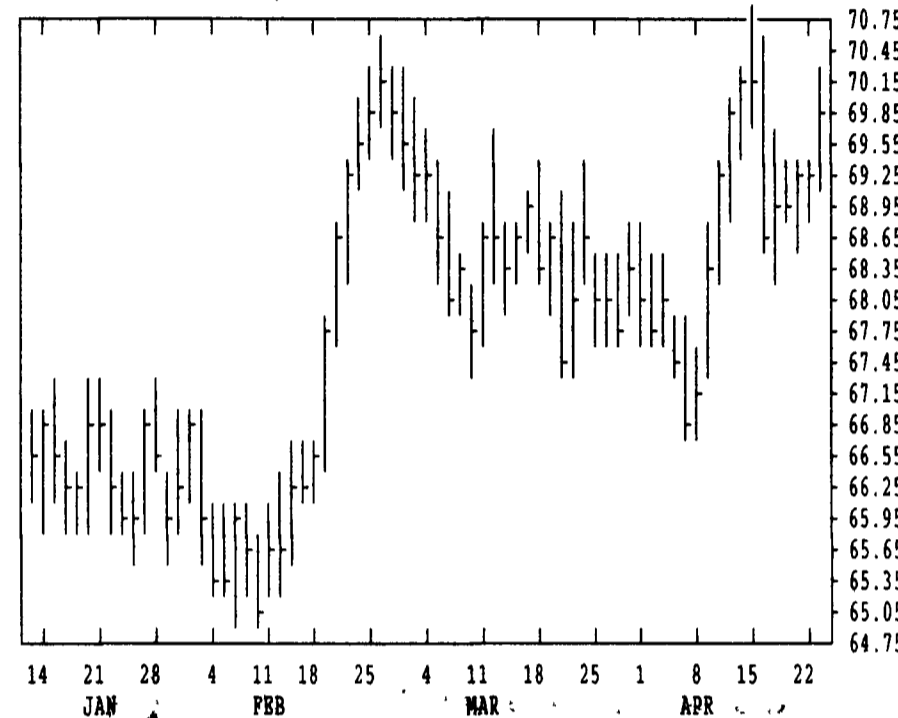
GRAIN, CATTLE AND HOG FUTURES MARKETS

These Markets Published Courtesy Of Data Transmission Network (DTN)
(Closing bids: Thursday, April 24, 1997)

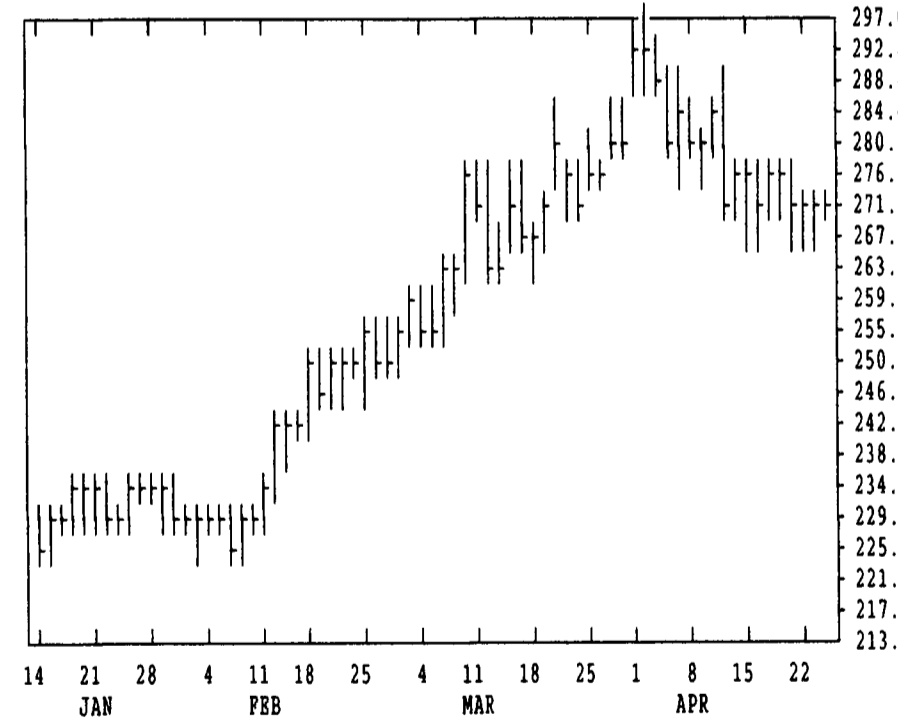
DTN GRAINS 18 CORN MAY 97 CONTRACT HIGH: 3.940 LOW: 2.580



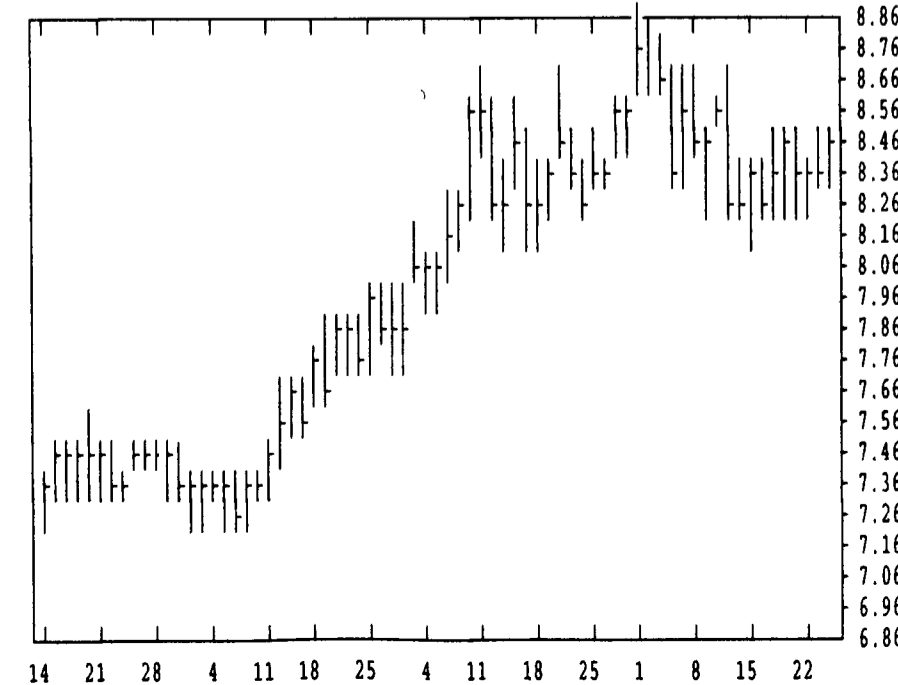
DTN LIVESTOCK 19 CATTLE, LIVE APR 97 CONTRACT HIGH: 70.80 LOW: 62.65



DTN GRAINS 25 SOYBEAN MEAL MAY 97 CONTRACT HIGH: 296.7 LOW: 205.0



DTN GRAINS 23 SOYBEANS MAY 97 CONTRACT HIGH: 8.880 LOW: 6.650



DTN FUTURES		DTN WEEKLY TECHNICAL SUMMARY		4/18				
14 04/18/97		Past Week's(4/14-4/18)		March's		Current		
		High	Low	Close	High	Low	Support	Resistance
NEARBY WHEAT	438.00	406.00	437.00	408.00	363.00	394.00	490.75	
JUL WHEAT	447.00	414.00	444.5	405.00	356.00	390.00	465.00	
NEARBY KCWHT	504.00	460.00	499.5	455.00	408.00	406.00	527.00	
JUL KCWHT	484.00	435.00	481.00	408.00	368.00	419.50	499.00	
NEARBY MGWHT	465.00	435.00	463.75	430.00	400.75	401.50	465.00	
NEARBY CORN	307.5	296.25	300.25	314.00	295.25	289.50	322.50	
JUL CORN	309.5	295.75	300.25	311.5	291.5	282.75	320.75	
SEP CORN	295.5	284.5	287.5	301.5	282.00	279.00	301.50	
NEARBY OATS	180.25	171.00	172.75	197.00	170.75	161.00	197.00	
NEARBY BEANS	848.00	818.00	844.00	867.00	798.50	803.00	888.00	
JUL BEANS	849.75	825.00	845.75	869.00	801.00	806.00	892.00	
AUG BEANS	836.00	813.00	826.25	855.00	793.00	796.00	853.00	
NEARBY BNOIL	24.55	23.78	24.41	26.10	23.80	23.47	25.80	
NEARBY MEAL	278.5	269.5	275.8	286.00	259.10	256.20	325.50	
NEARBY LIVCT	70.80	68.55	69.05	69.80	67.40	65.70	73.125	
JUN LIVCT	65.65	63.90	64.475	65.425	63.325	63.025	65.80	
NEARBY FEDCT	71.825	70.50	71.375	69.50	66.250	67.40	76.90	
NEARBY LNHG	85.70	81.875	85.325	74.55	68.05	75.75	-90.175	
JUL LNHG	85.45	81.60	85.38	81.60	74.23	81.15	???	
NEARBY PKBLS	90.55	81.05	89.95	82.35	72.275	74.75	90.55-100.50	
NEARBY COTTN	72.50	70.50	70.86	78.25	71.05	69.62	76.775	
JUL COTTN	74.10	72.20	72.52	79.00	72.70	72.20	74.95	

CORN				CHICAGO WHEAT				K.C. WHEAT				
	HIGH	LOW	LAST CHG		HIGH	LOW	LAST CHG		HIGH	LOW	LAST CHG	
MAY	2982	2920	2930* -54	MAY	4340	4200	4214*-106	MAY	4820	4674	4680*-154	
JULY	2992	2926	2936* -54	JULY	4400	4250	4256*-100	JULY	4640	4430	4450*-164	
SEP	2864	2814	2816* -46	SEP	4450	4290	4294*-112	SEP	4620	4450	4460*-146	
DEC	2820	2774	2784* -36	DEC	4550	4390	4402* -92	DEC	4690	4500	4510*-134	
MAR	2866	2824	2830* -42	MAR	4510	4390	4430* -70	MAR	4580	4420	4420*-210	
MAY	2890	2870	2870* -40	MAY	4260	4200	4200* -60	MINN WHEAT				
JULY	2930	2894	2904* -44	OATS				MAY	4534	4350	4374*-166	
SEP					MAY	1752	1732	1734* -6	JULY	4544	4390	4404*-140
DEC	2760	2726	2734* -44	JULY	1686	1664	1666* -14	SEP	4534	4390	4394*-154	
SOYBEANS				SEP	1666	1650	1650* -14	DEC	4560	4414	4434*-124	
MAY	8480	8384	8470* +44	DEC	1666	1650	1650* -10	MAR	4580	4460	4460*-120	
JULY	8500	8404	8480* +34	SOYBEAN MEAL				SOYBEAN OIL				
AUG	8310	8230	8274* 0	MAY	2742	2712	2730* +6	MAY	2495	2463	2485* -8	
SEP	7580	7500	7546* +14	JULY	2723	2688	2708* +11	JULY	2539	2506	2532* -1	
NOV	7014	6920	6950* -10	AUG	2647	2612	2627* +16	AUG	2550	2524	2548* 0	
JAN	7060	6974	6996* -22	SEP	2495	2462	2480* +16	SEP	2560	2530	2553* -1	
MAR	7110	7040	7044* -20	OCT	2285	2252	2267* -1	OCT	2570	2527	2552* -3	
MAY	7114	7060	7060* -24	DEC	2220	2187	2194* -4	DEC	2575	2545	2561* -5	
JULY	7150	7070	7070* -20	JAN	2205	2176	2176* -9	JAN	2573	2573	2573* -4	
NOV	6680	6600	6680* +40	MAR	2180	2160	2163* -7	MAR	2590	2590	2590* -5	

LIVE CATTLE				FEEDER CATTLE				LEAN HOGS				
	HIGH	LOW	LAST CHG		HIGH	LOW	LAST CHG		HIGH	LOW	LAST CHG	
JUN	6480	6387	6392* -72	APR	7250	7240	7242* -2	JUN	8660	8475	8537* +42	
AUG	6455	6387	6400* -52	MAY	7240	7205	7225* -15	JULY	8640	8485	8552* +60	
OCT	6850	6810	6815* -35	AUG	7550	7507	7525* -27	AUG	8445	8240	8310* +30	
DEC	7020	6985	6987* -42	SEP	7545	7510	7520* -30	OCT	7700	7555	7615* +30	
FEB	7115	7070	7070* -47	OCT	7567	7545	7560* -15	DEC	7390	7260	7335* +45	
APR	7295	7267	7272* -37	NOV	7730	7710	7715* -7	FEB	7185	7125	7162* +27	
JUN					JAN	7785	7780	7780* -10	APR	6815	6755	6755* -5
AUG					MAR	7780	7760	7760* -10	JUN	7370	7260	7300* +40
SWISS FRANC				MIDAM LIVE HOGS				PORK BELLIES				
JUN	6892	6847	6886* +8	JUN	6220	6080	6115* +40	MAY	9512	9200	9512*+300	
SEP	6958	6919	6956* +9	JULY	6160	6060	6085* +55	JULY	9467	9165	9467*+300	
DEC	7030	6988	7030* +9	AUG	6030	5915	5925* +30	AUG	9137	8900	9137*+300	