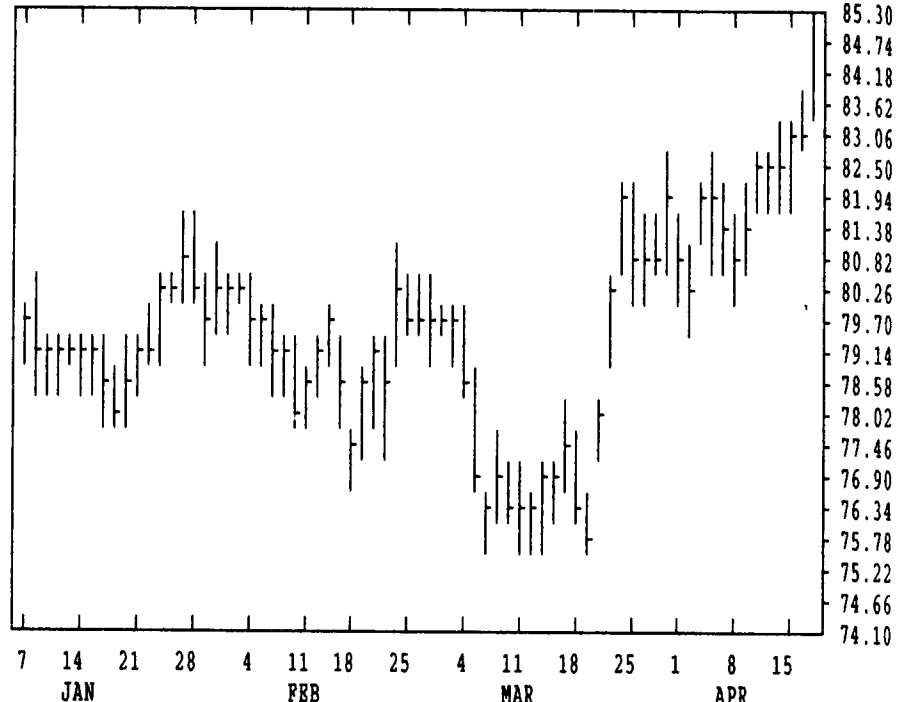
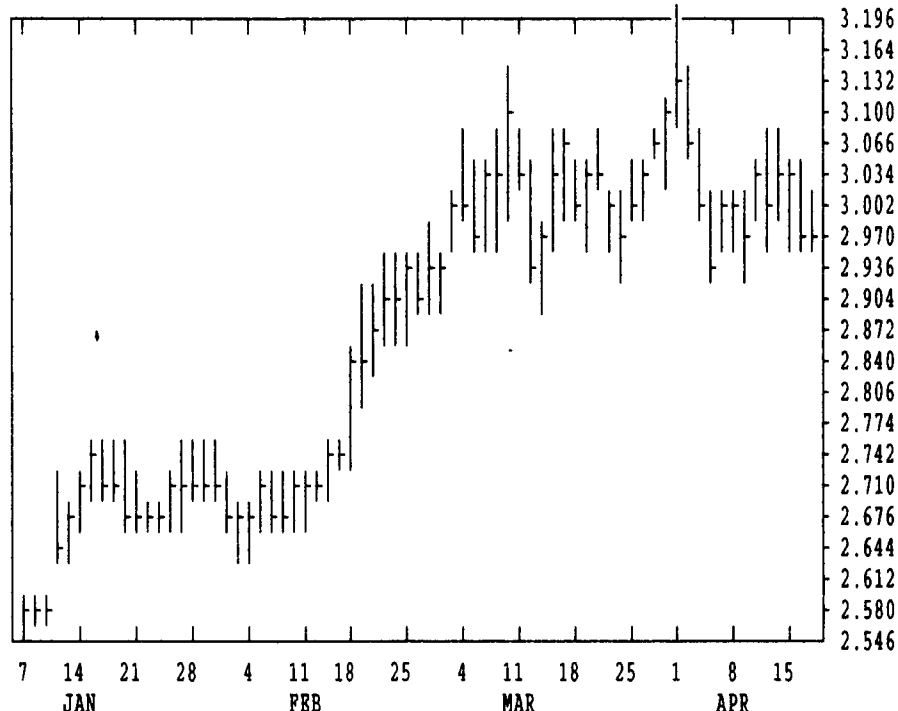


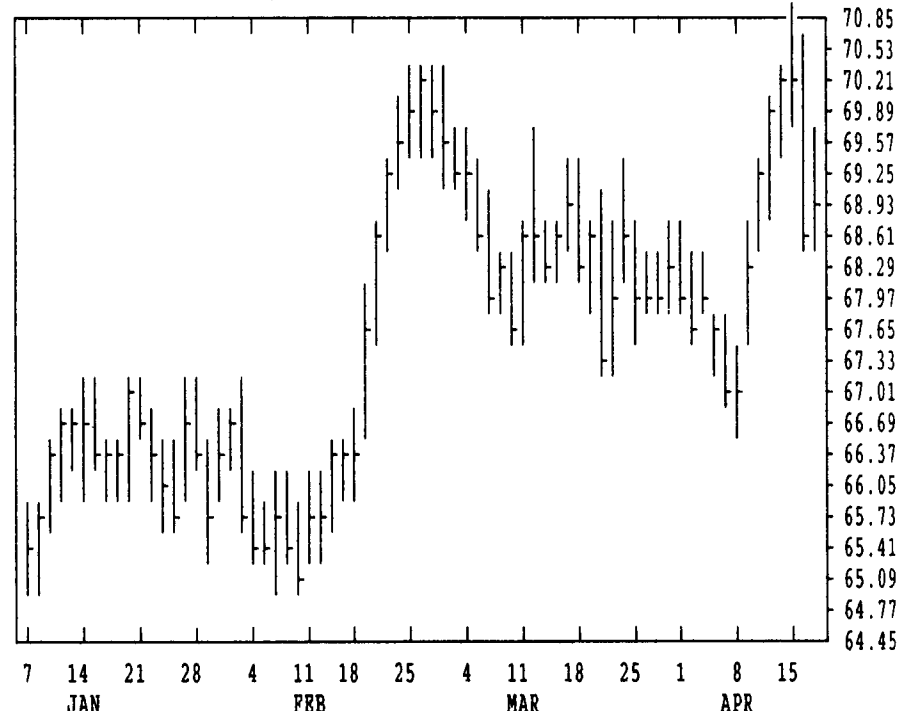
# GRAIN, CATTLE AND HOG FUTURES MARKETS

These Markets Published Courtesy Of Data Transmission Network (DTN)  
(Closing bids: Thursday, April 17, 1997)

DTN GRAINS 18 CORN MAY 97 CONTRACT HIGH: 3.940 LOW: 2.580



DTN LIVESTOCK 19 CATTLE, LIVE APR 97 CONTRACT HIGH: 70.80 LOW: 62.65

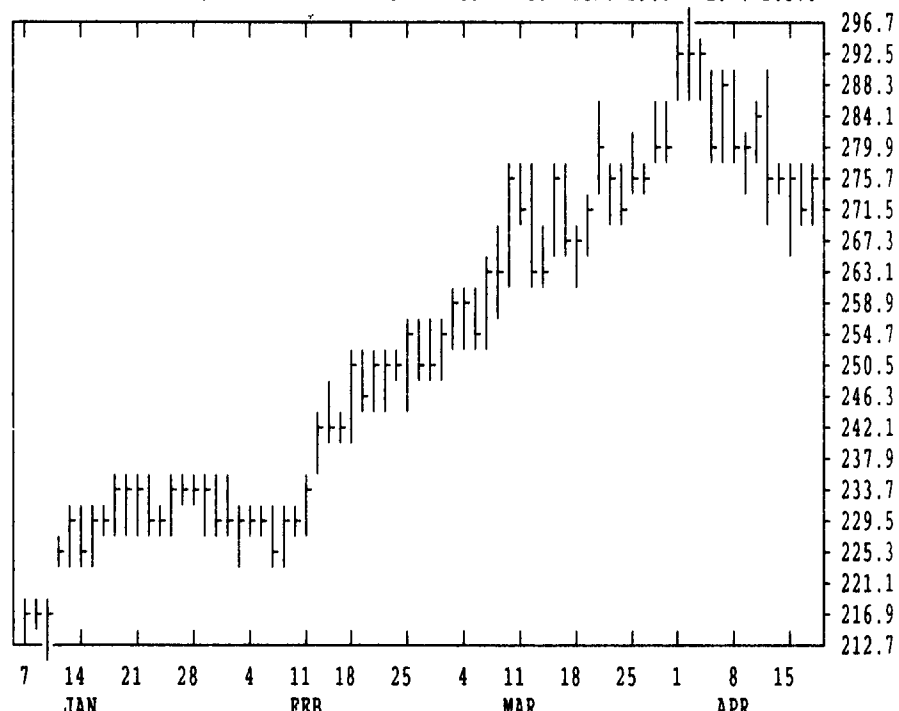


DTN FUTURES 14 04/17/97		TECHNICAL POINTS				SLOW STOCHASTIC				
PRICES ARE DECIMAL		MOVING AVERAGES				RSI'S				
CONTRACT	CLOSE	4-DAY	9-DAY	18-DAY	45-DAY	9DAY	14DAY	30DAY	%K	%D
WHEAT MAY	425.25	417.69	401.64	395.25	382.85	68.8	66.5	62.8	71	78
WHEAT JUL	431.00	424.12	406.81	396.19	376.77	72.8	70.7	67.1	75	81
KCWHT MAY	482.00	473.50	449.28	432.46	415.17	77.0	74.0	69.2	83	89
KCWHT JUL	462.75	450.12	423.36	406.82	387.52	79.4	76.4	71.5	85	89
MNWHY MAY	452.00	445.69	431.31	419.37	413.01	69.6	66.6	63.1	72	80
CORN MAY	297.00	300.19	300.36	302.49	298.21	42.6	46.7	51.7	22	37
CORN JUL	297.75	301.31	302.00	303.93	298.16	42.6	46.8	51.8	23	39
CORN SEP	285.75	288.19	289.72	291.87	287.92	40.4	45.0	50.6	13	23
OATS MAY	173.75	174.06	170.78	171.89	170.61	54.6	53.9	53.8	40	55
BEANS MAY	838.50	834.94	842.78	848.97	824.81	47.4	50.5	55.1	36	28
BEANS JUL	842.50	840.00	847.78	853.15	826.72	47.1	50.7	55.6	30	24
BEANS AUG	826.25	826.25	834.03	835.97	814.86	46.0	49.9	55.0	26	23
MEAL MAY	276.20	275.05	278.76	281.27	268.54	46.9	51.0	56.7	28	22
OIL MAY	24.09	24.05	24.07	24.08	24.51	47.5	46.6	47.5	53	49
CATTLE APR	68.95	69.59	68.90	68.51	68.47	52.1	52.9	53.8	44	70
CATTLE JUN	64.28	64.71	64.34	64.29	64.53	48.3	49.0	50.2	40	67
FCTL APR	71.18	71.08	71.03	70.17	69.04	64.3	62.4	58.5	44	46
HOGS JUN	85.45	83.67	82.64	81.99	79.73	78.1	71.9	64.4	90	87
HOGS JUL	85.08	83.33	82.27	81.38	78.55	79.9	74.0	67.0	90	87
PKBLS MAY	87.55	84.40	82.34	80.16	78.64	75.6	68.9	60.9	91	86
COTTON MAY	70.75	71.44	71.78	72.14	74.03	32.2	34.8	39.4	27	42
COTTON JUL	72.45	73.11	73.50	73.78	75.39	32.1	34.9	39.6	24	39

CORN				CHICAGO WHEAT				K.C. WHEAT			
MAY	JUL	SEP	DEC	MAY	JUL	SEP	DEC	MAY	JUL	SEP	DEC
3010	3020	2890	2854	4266	4354	4396	4496	4890	4650	4634	4404
2962	2956	2844	2804	4080	4164	4204	4294	4634	4420	4404	4600
2970*	2976*	2856*	2826*	4252*+184	4310*+154	4354*+156	4444*+146	4820*+170	4626*+226	4600*+214	4630*+200
-2	+4	+6	+6								
2900	2924	2910	2914*	4190	4190	4190*+110		4630	4410	4560*+180	
+6	0	0	0								
2954	2954*										
+6	+6										
2790	2790*										
+20	+20										
2750	2750*										
+20	+20										
8452	8496	8324	8220	2780	2753	2703	2657	2415	2454	2435	2451*
8322	8364	8220	8220	2733	2703	2728*	2617	2396	2435	2451*	2451*
+62	+50	+42	+2	2762*+29	2728*+23	2728*+23	2635*+22	2409*+5	2435	2451*	2451*
+62	+50	+42	+2	+29	+23	+23	+22	+5	+6	+6	+6
7530	6952	6952	6880	2657	2617	2635*+22	2617	2472	2454	2467*	2467*
7440	6880	6880	6880	2657	2617	2635*+22	2617	2472	2454	2467*	2467*
+2	-24	-24	-24	2657	2617	2635*+22	2617	2472	2454	2467*	2467*
+2	-24	-24	-24	2657	2617	2635*+22	2617	2472	2454	2467*	2467*
6952	7010	7010	6940	2293	2265	2268*+3	2293	2472	2454	2467*	2467*
6880	6940	6940	6940	2293	2265	2268*+3	2293	2472	2454	2467*	2467*
-24	-22	-22	-22	2293	2265	2268*+3	2293	2472	2454	2467*	2467*
-24	-22	-22	-22	2293	2265	2268*+3	2293	2472	2454	2467*	2467*
7010	7050	7050	7020	2205	2175	2176*+6	2205	2472	2454	2467*	2467*
6940	7050	7050	7020	2205	2175	2176*+6	2205	2472	2454	2467*	2467*
-22	-20	-20	-20	2205	2175	2176*+6	2205	2472	2454	2467*	2467*
-22	-20	-20	-20	2205	2175	2176*+6	2205	2472	2454	2467*	2467*
7050	7014	7014	7014*	2165	2165	2165*+0	2165	2512	2512	2512*	2512*
7020	7014	7014	7014*	2165	2165	2165*+0	2165	2512	2512	2512*	2512*
-20	-34	-34	-34	2165	2165	2165*+0	2165	2512	2512	2512*	2512*
-20	-34	-34	-34	2165	2165	2165*+0	2165	2512	2512	2512*	2512*
7014	7060	7060	7020*	2170	2150	2155*+0	2170	2530	2525	2530*	2530*
7014	7060	7060	7020*	2170	2150	2155*+0	2170	2530	2525	2530*	2530*
-34	-30	-30	-30	2170	2150	2155*+0	2170	2530	2525	2530*	2530*
-34	-30	-30	-30	2170	2150	2155*+0	2170	2530	2525	2530*	2530*

LIVE CATTLE				FEEDER CATTLE				LEAN HOGS			
APR	JUN	AUG	OCT	APR	MAY	AUG	SEP	JUN	JUL	AUG	OCT
6960	6510	6450	6810	7140	7115	7415	7410	8545	8512	8242	7557
6855	6390	6360	6745	7105	7060	7360	7365	8380	8340	8060	7375
6895*+15	6427*+37	6387*+42	6767*+37	7117*+32	7085*+62	7402*+85	7395*+85	8545*+200	8507*+195	8225*+182	7495*+137
+15	+37	+42	+37	+32	+62	+85	+85	+200	+195	+182	+137
7000	7065	7065	7000	7440	7615	7615	7440	7315	7165	7165	7315
6950	7025	7025	6950	7440	7615	7615	7440	7150	7025	7025	7150
+35	+25	+25	+35	7440	7615	7615	7440	7207*+92	7072*+62	7072*+62	7207*+92
+35	+25	+25	+35	7440	7615	7615	7440	7207*+92	7072*+62	7072*+62	7207*+92
7065	7250	7250	7065	7615	7705	7705	7615	7315	7165	7165	7315
7025	7230	7230	7025	7615	7705	7705	7615	7150	7025	7025	7150
+25	0	0	+25	7615	7705	7705	7615	7207*+92	7072*+62	7072*+62	7207*+92
+25	0	0	+25	7615	7705	7705	7615	7207*+92	7072*+62	7072*+62	7207*+92
7250	7250	7250	7250*	7680	7680	7680	7680	7315	7165	7165	7315
7230	7230	7230	7230*	7680	7680	7680	7680	7150	7025	7025	7150
0	0	0	0	7680	7680	7680	7680	7207*+92	7072*+62	7072*+62	7207*+92
0	0	0	0	7680	7680	7680	7680	7207*+92	7072*+62	7072*+62	7207*+92

DTN GRAINS 25 SOYBEAN MEAL MAY 97 CONTRACT HIGH: 296.7 LOW: 205.0



DTN GRAINS 23 SOYBEANS MAY 97 CONTRACT HIGH: 8.880 LOW: 6.650

