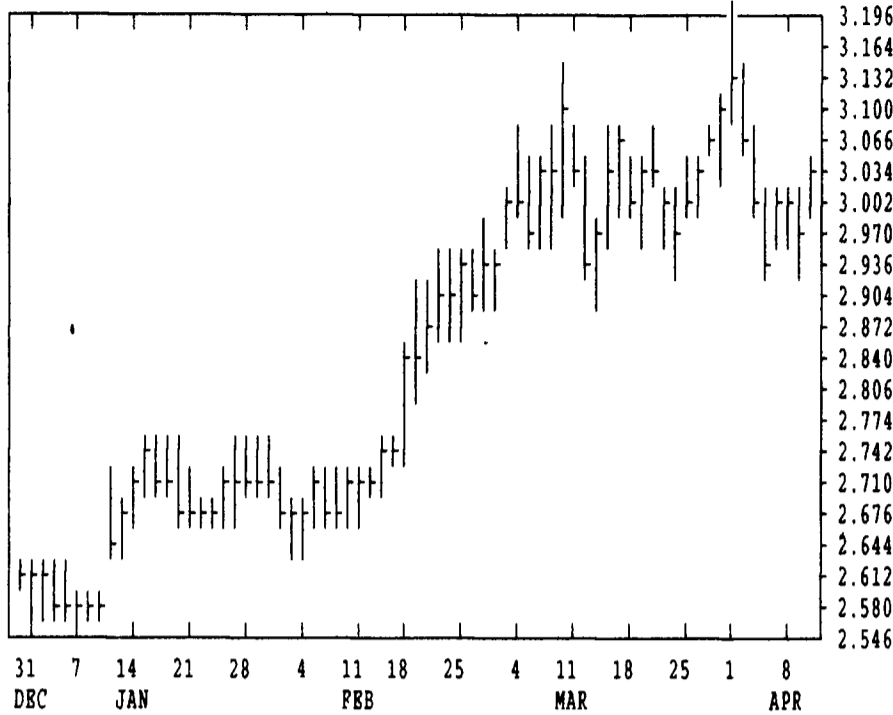


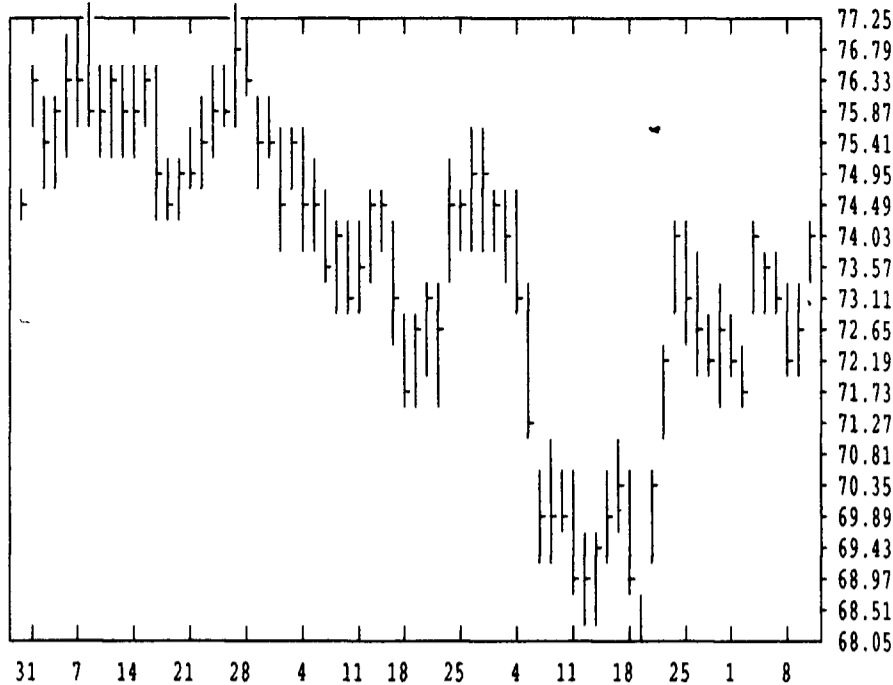
GRAIN, CATTLE AND HOG FUTURES MARKETS

These Markets Published Courtesy Of Data Transmission Network (DTN)
(Closing bids: Thursday, April 10, 1997)

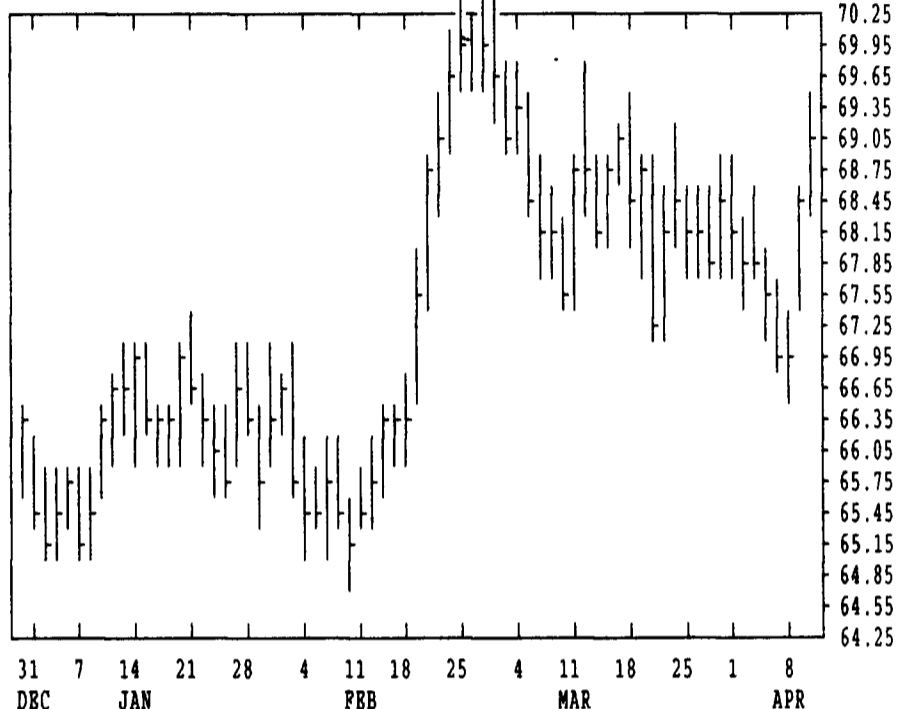
DTN GRAINS 18 CORN MAY 97 CONTRACT HIGH: 3.940 LOW: 2.580



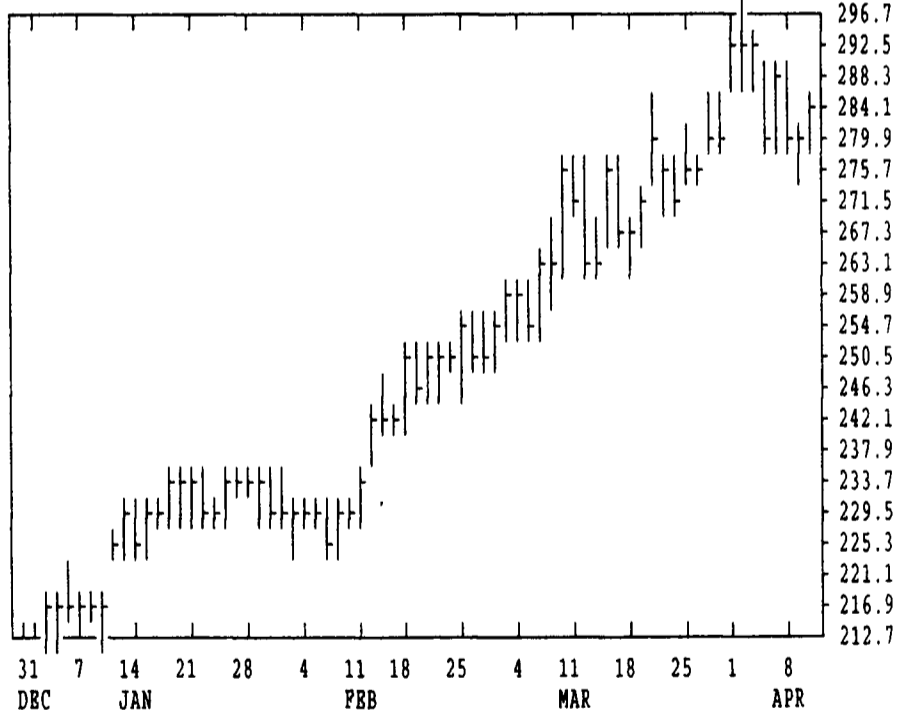
DTN LIVESTOCK 18 LEAN HOGS APR 97 CONTRACT HIGH: 77.40 LOW: 61.15



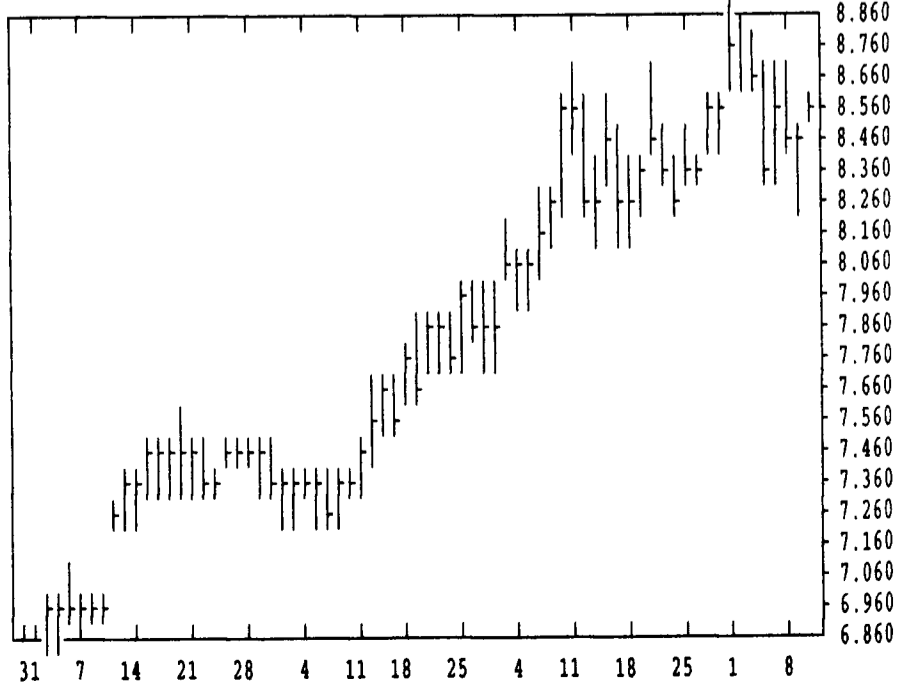
DTN LIVESTOCK 19 CATTLE, LIVE APR 97 CONTRACT HIGH: 70.40 LOW: 62.65



DTN GRAINS 25 SOYBEAN MBAL MAY 97 CONTRACT HIGH: 296.7 LOW: 205.0



DTN GRAINS 23 SOYBEANS MAY 97 CONTRACT HIGH: 8.880 LOW: 6.650



DTN FUTURES 14 04/10/97		TECHNICAL POINTS					SLOW STOCHASTIC					
PRICES ARE DECIMAL		MOVING AVERAGES			RSI'S		5 DAY 20 DAY					
CONTRACT	CLOSE	4-DAY	9-DAY	18-DAY	45-DAY	9DAY	14DAY	30DAY	%K	%D	%K	%D
WHEAT MAY	393.00	385.25	385.28	388.00	375.98	58.9	57.6	56.2	78	53	36	35
WHEAT JUL	398.00	389.12	385.75	384.99	367.88	65.8	63.9	61.6	90	65	56	50
KCWHT MAY	435.50	424.50	417.81	417.11	404.99	68.0	64.8	61.6	92	70	63	44
KCWHT JUL	405.50	396.19	391.56	389.79	377.42	66.3	64.0	61.3	91	66	56	47
MNWHY MAY	422.75	417.25	410.19	411.93	406.64	61.9	58.8	57.5	90	77	55	32
CORN MAY	303.75	300.75	303.31	303.36	294.90	53.0	53.9	55.8	51	34	26	34
CORN JUL	305.50	302.81	304.89	304.25	294.57	54.0	55.0	56.6	52	36	34	41
CORN SEP	293.50	291.31	291.72	293.51	285.37	53.8	54.5	56.0	65	48	41	44
OATS MAY	169.25	167.50	169.86	172.39	168.54	46.7	48.3	50.8	58	40	29	33
BEANS MAY	855.25	853.69	860.17	850.04	814.18	53.2	55.6	58.8	38	31	50	65
BEANS JUL	860.50	858.37	864.61	853.25	815.54	54.1	56.5	59.5	39	30	52	67
BEANS AUG	847.50	843.56	845.94	836.10	804.73	56.2	57.5	59.8	51	43	54	66
MEAL MAY	284.00	283.45	286.32	280.96	263.69	54.8	57.9	61.5	33	30	60	74
OIL MAY	24.22	24.14	24.07	24.24	24.54	48.2	47.1	48.0	77	66	23	16
CATTLE APR	69.25	67.98	68.01	68.15	68.03	62.8	58.7	56.1	75	41	35	23
CATTLE JUN	64.57	63.84	64.21	64.16	64.43	55.4	52.9	51.9	57	34	36	38
FCTL APR	71.38	71.00	70.36	69.33	68.77	74.3	67.4	60.0	83	88	96	97
HOGS APR	74.18	73.24	73.11	72.29	72.53	61.2	57.7	53.4	56	56	84	81
HOGS JUN	82.65	81.65	81.53	80.39	79.25	65.1	62.4	58.6	63	57	88	86
PBLS MAY	82.35	80.60	79.82	78.09	77.86	65.5	60.6	55.6	83	66	83	74
COTTON MAY	71.36	72.15	72.11	72.87	74.52	31.8	34.9	40.0	35	52	20	19
COTTON JUL	73.15	73.90	73.76	74.42	75.80	33.3	36.0	40.8	39	59	23	21

CORN				CHICAGO WHEAT				K.C. WHEAT			
MAY	JUL	SEP	DEC	MAY	JUL	SEP	DEC	MAY	JUL	SEP	DEC
3044	3064	2944	2930	3940	3990	4020	4110	4360	4064	4084	4120
3014	3024	2906	2892	3894	3930	3960	4050	4310	4010	4020	4070
3036*	3054*	2934*	2922*	3930*	3980*	4016*	4104*	4354*	4054*	4060*	4106*
+46	+52	+40	+32	+74	+86	+86	+90	+92	+92	+86	+82
2970	2984	2984*	2984*	4120	4120	4120*	4120*	4090	4060	4080*	4080*
+26	+34	+34	+34	+80	+80	+80	+80	+70	+70	+70	+70
3024	3024*	3024*	3024*	4090	4090	4090*	4090*	4150	4150	4150*	4150*
+24	+24	+24	+24	+80	+80	+80	+80	+50	+50	+50	+50
2820	2820*	2820*	2820*	4150	4150	4150*	4150*	4150	4150	4150*	4150*
+4	+4	+4	+4	+54	+54	+54	+54	+50	+50	+50	+50

SOYBEANS				SOYBEAN MBAL				SOYBEAN OIL			
MAY	JUL	SEP	NOV	MAY	JUL	SEP	OCT	MAY	JUL	SEP	OCT
8610	8650	7630	7080	2850	2829	2750	2317	2440	2477	2498	2510
8534	8584	7564	7030	2820	2799	2718	2300	2417	2458	2480	2495
8552*	8604*	7594*	7046*	2840*	2820*	2747*	2316*	2422*	2463*	2482*	2495*
+76	+84	+70	+32	+44	+42	+65	+34	+5	+5	+6	+6
7124	7180	7180	7180	2238	2238	2238*	2236*	2545	2545	2545*	2545*
+34	+40	+40	+40	+27	+27	+27	+27	0	0	0	0
7180	7190	7190	7190	2238	2238	2238*	2238*	2545	2545	2545*	2545*
+50	+50	+50	+50	+27	+27	+27	+27	0	0	0	0
6710	6710	6710	6710	2220	2220	2220*	2220*	2535	2535	2535*	2535*
+14	+14	+14	+14	+18	+18	+18	+18	+5	+5	+5	+5

LIVE CATTLE				FEEDER CATTLE				LEAN HOGS			
APR	JUN	AUG	OCT	APR	MAY	AUG	SEP	APR	JUN	AUG	OCT
6930	6465	6440	6817	7160	7130	7425	7420	7430	8290	8245	7970
6855	6422	6415	6795	7110	7037	7345	7365	7300	8225	8185	7900
6925*	6457*	6432*	6802*	7137*	7115*	7402*	7400*	7320*	8265*	8210*	7947*
+72	+37	+12	-7	+15	0	+5	-5	+30	+102	+77	+70
7012	7100	7100	7100	7465	7630	7597	7612*	7125	7080	7102*	7320*
-5	-5	-5	-5	-12	+2	+2	+2	+40	+40	+40	+40
7100	7280	7280	7280	7755	7755	7755*	7755*	6985	6950	6965*	7102*
-17	-17	-17	-17	+2	+2	+2	+2	+27	+27	+27	+27
7280	7280	7280	7280	7720	7720	7720*	7720*	6630	6600	6600*	7102*
+0	+0	+0	+0	+5	+5	+5	+5	+27	+27	+27	+27

SWISS FRANC				MIDAM LIVE HOGS				PORK BELLIES			
JUN	SEP	DEC		APR	JUN	JUL		MAY	JUL	AUG	
6866	6927	6994		5330	5915	5875		8245	8140	8245	
6833	6903	6986		5290	5865	5820		8135	8045	7760	
6854*	6921*	6994*		5320*	5880*	5820*		8235*	8097*	7825*	
+48	+48	+48		+95	+90	+65		+107	+85	+112	