

- 1984 Komastu D31A-17 Tiltadozer S/N #32238. Very good running condition: 50% undercarriage; 3,000 hours.....\$17,000
- 1970 CAT 12F Motorgrader S/N 89H825: Good running condition; good rubber; 12' blade, cab.....\$20,000

Call (908) 272-6181 anytime;  
Garage (908) 687-6340 daytime.

**GOOD FARM EQUIPMENT**

- Case 1070, 3pt, 540 & 1000 PTO, Works Great.....\$6,500
- Case 1030, 3pt, 540 PTO, Full-Vison Cab, Tires Like New, Good Runner.....\$5,500
- JD 220 Disc 14', Cushion Gang, 22" Blades, 9" Spacing, Plus Harrow Attach., Cuts & Levels Good.....\$3,500
- JD 2500 5X 18" Plow, Spring Reset, Very Good.....\$2,500
- IH 501 Disc, 14', 26" Blades, 11" Spacing, Heavy Plowing Disc.....\$3,000
- IH 5000 Vibra Chisel Plow, Pull Type, 12' Plus 4' Wings.....\$1,200
- IH Grain Drill 16x7.....\$300
- Hesston 310 SP Haybine.....\$600
- (2) 14' Silo Unloaders, Patz & Clay..Best Offer
- Jamesway Barn Cleaner, heavy Duty Unit, Clockwise, Hook-Link Chain.....Best Offer
- Vacuum Pumps & 1 1/2" SS Pipeline.....Best Offer

**717/992-5338**

**Galfre Hay Tedder**



Only the highest quality materials are used in manufacturing. All gears are high tempered case-hardened steel. Precision ball bearings are used in assembly of the Galfre Tedder. All components housing that enclose mechanical parts are cast or stamped steel. Swivel wheels are equipped with rubber tires and mounted using double-steel ball bearings to ensure long life. Available in 3-point or pull-type models. All Tedders are easily operated by tractors by PTO shaft. 2 and 4 rotor models are available sized from 8' through 17'.

MODEL	TYPE	SIZE	PRICE
C-250	3-PT.	8'2"	\$1,140
GTS-280	PULL	9'	\$1,325
GTS-420	PULL	13'6"	\$2,560
GTS-520	PULL	17'	\$3,215

RINGO HILL FARMS EQUIPMENT CO., INC.  
1624 RT. 212, QUAKERTOWN, PA 18951  
(610) 346-7340

\*CALL FOR FREE CATALOG & DEALER NEAREST TO YOU

**FORRESTER FARM EQUIPMENT LTD.**

1475 Orchard Rd. Chambersburg, PA 17201  
Phone: 717-263-0705



NEW HOLLAND Sales-Parts-Service



**NEW EQUIPMENT**

**FORD TRACTORS**

- NH 7810, 2WD
- NH 7740, 4WD, Cab, 16x16
- NH 6610, 4WD
- NH 4630, 2WD
- NH 4630, 4WD
- NH 4430, 4WD
- NH 3930, 4WD

- NH 3430, 4WD
- NH 2120, 4WD, 12x12
- NH 1715, 4WD
- NH 3430, 4WD

**FORD LAWN & GARDEN**

- GT 85 w/48" Deck
- LS 45
- LS 25
- LS 55

**NH EQUIPMENT**

- NH 492 Haybine
- NH 258 Rake
- NH 634 Round Baler
- NH 644 Round Baler, Auto Wrap
- NH 195 Manure Spreader
- NH 185 Manure Spreader
- NH 155 Manure Spreader
- NH L465 Skid Loader
- NH LX465 Skid Loader
- NH LX565 Skid Loader
- NH L565 Skid Loader
- NH LX 665 Skid Loader
- NH LX885 Skid Loader
- NH 1431 Swing Tongue Discbine
- NH 1411 Discbine
- NH 790 Forage Harvester

Located: 1 Mile Off Exit 8, On 696 North To Orchard Rd.  
Hours: 8:00-5:00 Mon. Thru Fri.  
8:00-12:00 Saturday



We Accept VISA & MasterCard




We Ship Parts UPS Daily

- Int 1026 hydro tractor w/loader
- NI 323 1R picker
- United Farm Tool 1R picker
- NH 276 baler w/thrower
- Same 4WD tractor
- JD 3970 chopper w/PU head
- Int 3088 tractor
- NH 783 skid steer loader
- NH 900 chopper w/3R auger base corn head
- IHC 710 5B auto reset plow
- Ford 9600 w/cab
- AC 180 ~
- Miller offset disc
- Many items not listed

Charles McCarthy Tractor and Farm Eq.  
Rt. 6 east and 1 mile E. of Meshoppen, PA  
(717) 833-5214  
(717) 869-1551



John Deere 3010, gas, 5600 hrs.  
**\$3500**  
717-966-3821



IH 1066 Hydro  
Rebuilt engine, hydro, & PTO \$13,500  
**Miller's Repair**  
1-Mile North of Bird-in-Hand 8 Miles East of Lancaster  
717-656-6109

**NEW EQUIPMENT**

- 8630 Agco Allis Tractor, AWD, Cab, Air, Heat, Arts-Way Ultra Mix 250
- Cagle Sprayers
- Sukup 9400 6R Cultivator w/Guidance System
- Agco-Allis 5670 4WD, w/loader
- Agco-Allis 6680, 4WD, Cab
- Hydra-Mac 1300 Skid Loader
- M&W Round Baler
- Kidd Bale Chopper
- Marliss No-Till Drill 10' Pull Type
- Landoll 6R Corn Planter
- Landoll 4R Corn Planter
- Wood Mowers
- Deutz-Fahr Hay Equip.
- Kuhn Hay Equip.



**USED EQUIPMENT**

- 7650 Hesston Field Queen w/heads, 1984 model, 3018 hrs., 7' hay pickup head, NH 360N 4R corn head
- AC Planters, 2 Used 630's & 2 Used 430's
- Furst Chain Harrow w/cart 20'
- N5 Gleaner combine w/630 C-Head, 15' grain head

**B. EQUIP. INC.**

8422 Wayne Highway  
Waynesboro, Pa. 17268  
717-762-3193




7AM - 5PM Mon.-Fri.  
7:00 AM 3 PM




**INTERNATIONAL TRAILER CORP  
INTERNATIONAL MACHINERY CORP  
WORLD AGRITECH FARM MACHINERY CORP**

Manufacturers of Trailers, Farm Equipment & Landscape Equipment  
**CENTRAL AND WESTERN PA WAREHOUSE**  
Available to Accommodate Dealer Inquiries  
(610) 346-7340  
Call for Retail or Wholesale Literature and Pricing




**CARONI OR AGRIC**

**ROTOTILLERS**  
3 Point Hitch PTO Drive • Offset without detaching from tractor • Depth Control Runners • 40 HP Gear Box & Drive • Heavy-duty Construction




**3-POINT ROCK RAKE**

Used to Remove Rocks, Debris or to spread top soil & available in Medium & Heavy-duty models. All models feature Structural Steel frames & heat treated Spring Teeth. Heavy-duty model comes with gauge wheels




**3-POINT GRADER BLADE**

Available in sizes 5' through 8' in regular & adjustable models. All models have adjustable blade angle & can be reversed for backblading. Adjustable model has offset feature & 20 degree tilt. Backboards are heat treated & reversible & replaceable.



**3-POINT TANDEM DISK HARROW**

Available in Structural Strength Angle Iron - Cast Iron Bearings. Angle Iron models utilize self sealing Grey Iron bearings with two grease fittings. Gang angling is adjustable. Sizes range from 4'3" to 7'6". Disk blade scrapers are available as an option. Tubular design & sealed bearings are also available.



**POST HOLE DIGGER**

Designed to Dig & Last • Heavy wall tubular mast with lifting blade to lift standard Cat I & Cat 2 hitch • Shielded PTO shaft • Heavy flighting • Replaceable cutter head, tip and cutting teeth. • Complete with augers.



**3-POINT FINISH MOWER**

Available in 4', 5', 6' and 7'7" models. The finish mower comes with four large gauge wheels & a free floating deck to cut all types of grass. Heavy-duty gear box is standard. The 4', 5' & 6' models feature a three blade cutting system that exhaust grass to the right & exhaust grass to the rear. All models have adjustable cutting height settings from 1" to 4" for tractors from 12 HP to 40 HP




**ROTARY CUTTER**

Available in Light, Medium & Heavy-duty models, sizes 38" to 11" • All models are shear bolt or slip clutch protected • All models have free swinging blades mounted to a round blade carrier & have Stump Protection. Heavy-duty rubber tail wheels and shielded PTO are standard. Available in 3-point pull & hay side models.




**DECK-OVER TRAILER**

Low Profile 8'x18' Deck Over with Dove Tail • 10,000 GVW • Adjustable 2 5/16" hitch or Pintle with Chain Basket • Pine or Oak floor • Brakes on all four wheels • Available with Landscape Gates or Equipment Ramps.




**UTILITY TRAILER WITH GATE**

3500 GVW  
Angle Iron Design • Includes safety chains, full flighting 2" Coupler, P-205x15 tires & top Wind Jack. Options: Spare Tire & Wheel, Electric Brakes & Mesh Sides



**LANDSCAPE TRAILER**

Angle Iron Design, 7,000 GVW. Light Weight models 16E (6'4" x 16) Angle Iron-Top Rail. Tubular design also available.



**BOBCAT TRAILER**

The Bobcat Trailer Main-Frame construction is 3"x5"x1/4" Angle Iron. GVW is 2-4000 lb. Drop Axles. Wheel & Tires are 7.00x15". Deck is painted Oak or #1 Pine. Trailer width is 8'4". Trailer also includes Top Wind Jack. Stake Pocket Tie Downs. Chain Basket Ramps. Safety Chains. Full Lighting and Electric Brakes.

Available in:  
7,000 GVW &  
12,000 GVW