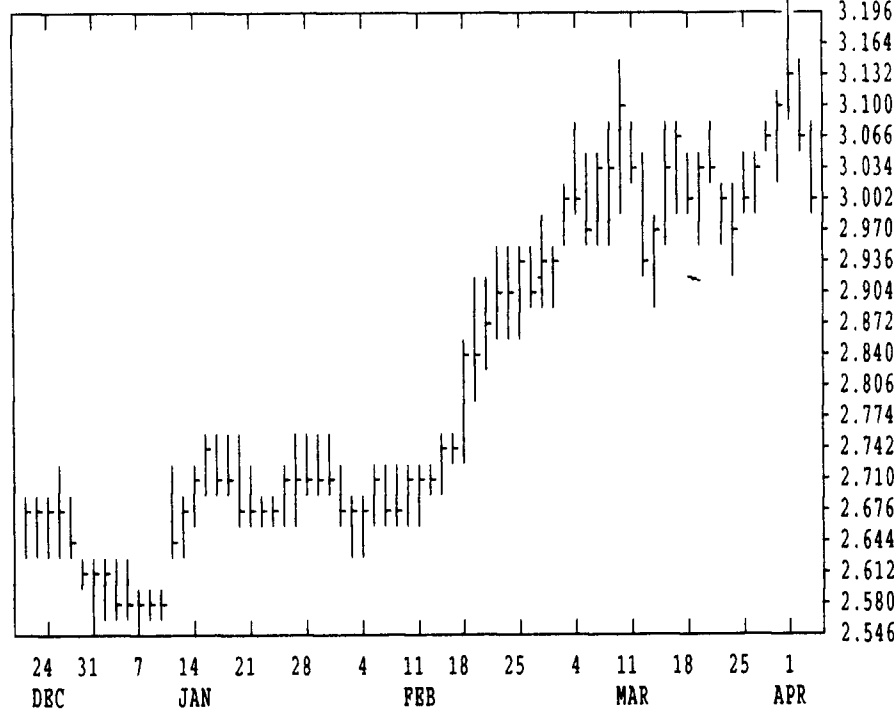


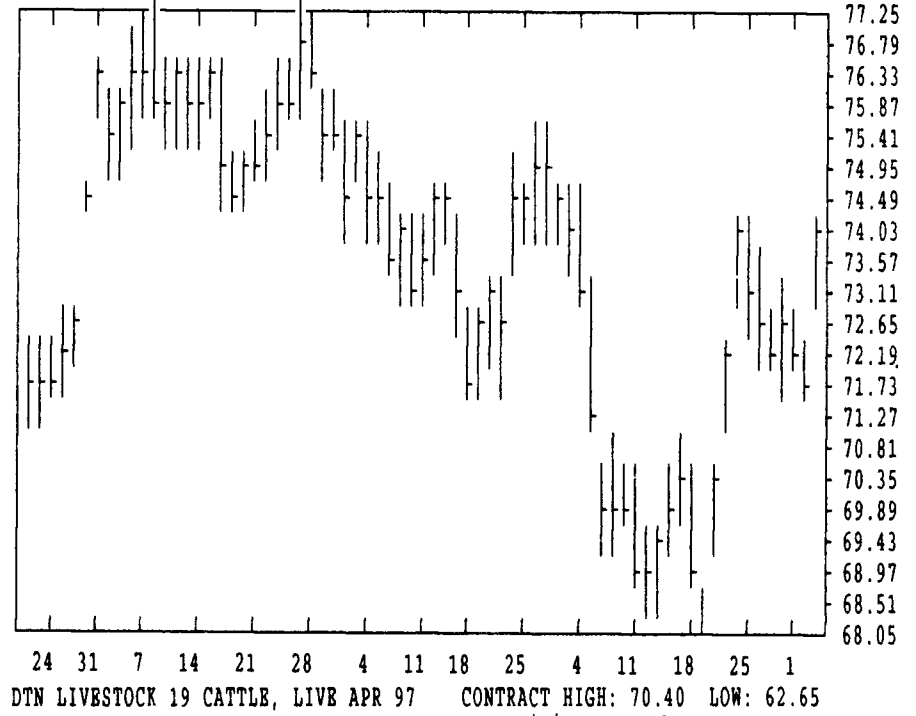
GRAIN, CATTLE AND HOG FUTURES MARKETS

These Markets Published Courtesy Of Data Transmission Network (DTN)
(Closing bids: Thursday, April 3, 1997)

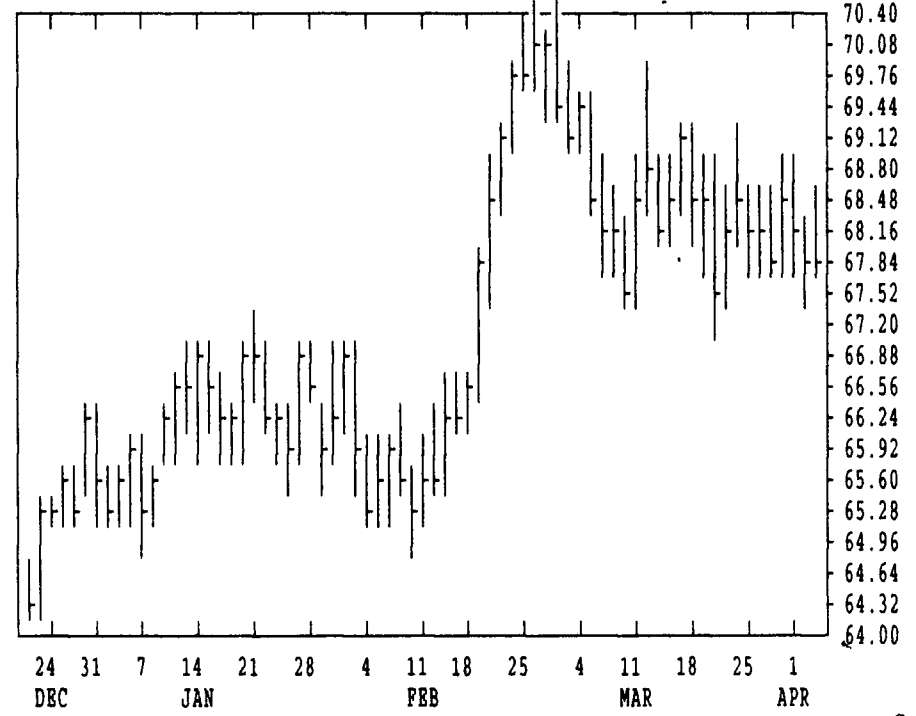
DTN GRAINS 18 CORN MAY 97 CONTRACT HIGH: 3.940 LOW: 2.580



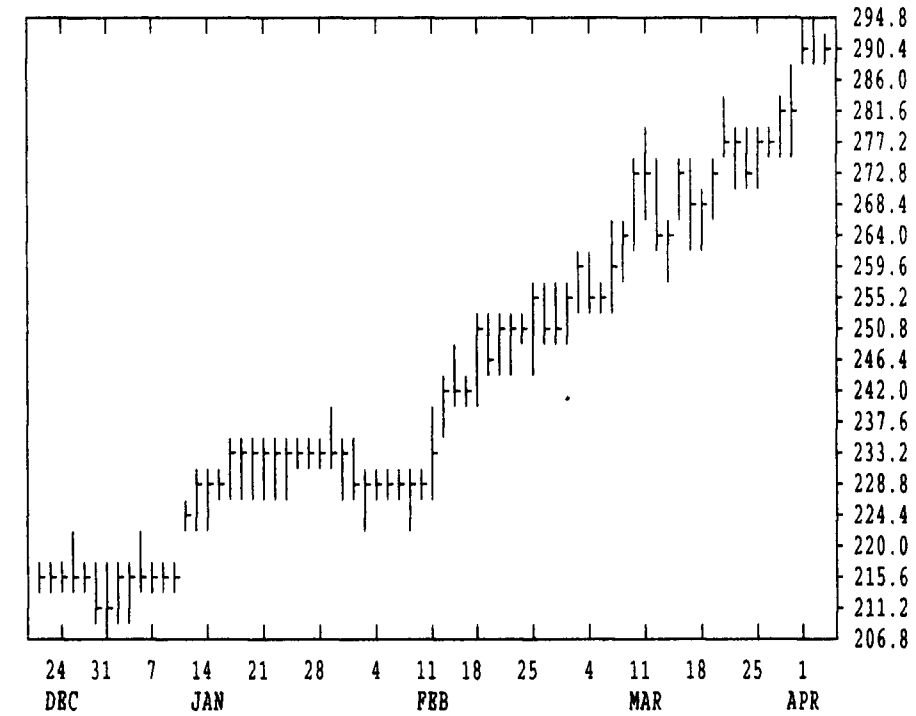
DTN LIVESTOCK 18 LEAN HOGS APR 97 CONTRACT HIGH: 77.40 LOW: 61.15



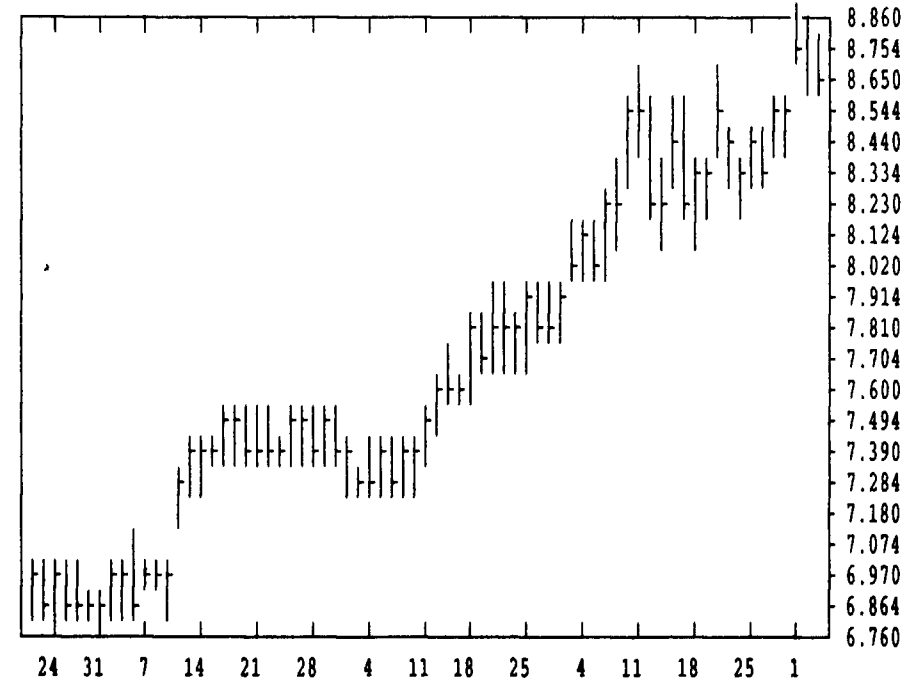
DTN LIVESTOCK 19 CATTLE, LIVE APR 97 CONTRACT HIGH: 70.40 LOW: 62.65



DTN GRAINS 25 SOYBEAN MEAL MAY 97 CONTRACT HIGH: 296.7 LOW: 205.0



DTN GRAINS 23 SOYBEANS MAY 97 CONTRACT HIGH: 8.880 LOW: 6.650



DTN FUTURES 14 04/03/97		TECHNICAL POINTS					SLOW STOCHASTIC					
PRICES ARE DECIMAL		MOVING AVERAGES					RSI'S					
CONTRACT	CLOSE	4-DAY	9-DAY	18-DAY	45-DAY	9DAY	14DAY	30DAY	%K	%D	%K	%D
WHBAT	MAY 375.00	388.69	390.89	387.58	372.62	37.2	44.0	49.3	15	35	61	71
WHBAT	JUL 373.00	385.94	386.81	380.81	362.97	41.4	48.0	52.9	16	39	68	77
KCWHT	MAY 405.00	415.06	416.89	414.81	399.40	40.2	46.5	52.0	11	36	57	68
KCWHT	JUL 381.25	391.19	391.28	386.10	372.99	43.1	48.8	53.2	18	42	65	75
MNWHT	MAY 398.75	406.44	408.47	414.35	403.02	35.5	41.5	49.1	12	36	29	37
CORN	MAY 301.00	308.12	305.28	304.22	291.63	45.6	50.9	55.1	36	61	64	65
CORN	JUL 302.25	309.06	306.36	304.24	290.89	47.1	52.2	55.9	35	60	69	74
CORN	SBP 289.00	293.69	295.06	293.47	282.46	42.3	48.9	53.9	33	48	65	73
OATS	MAY 171.00	174.31	174.42	174.39	166.92	40.9	48.1	52.4	29	52	62	64
BEANS	MAY 871.00	871.44	855.33	848.17	801.75	63.9	64.2	64.1	78	81	86	79
BEANS	JUL 877.00	875.25	858.03	850.54	802.52	66.2	66.0	65.3	80	83	88	80
BEANS	AUG 856.50	852.94	837.58	835.19	792.99	65.0	64.7	64.3	83	83	83	72
MEAL	MAY 291.50	290.40	283.33	277.67	258.02	71.0	70.4	68.9	86	88	93	88
OIL	MAY 24.04	24.05	24.14	24.69	24.56	40.2	42.6	46.1	32	36	12	13
CATTLE	APR 68.07	68.13	68.17	68.30	67.82	47.5	49.2	52.0	27	32	28	28
CATTLE	JUN 64.38	64.61	64.22	64.42	64.50	49.6	49.5	50.7	59	74	54	39
FCTL	APR 70.20	69.60	69.04	68.24	68.62	67.4	61.8	56.7	88	85	91	79
HOGS	APR 73.98	72.86	72.94	71.25	72.74	62.2	57.9	53.0	46	39	73	69
HOGS	JUN 82.33	81.31	81.15	78.96	79.08	66.4	63.2	58.7	42	41	83	84
PKBLS	MAY 80.18	79.15	77.98	76.77	77.64	59.2	56.1	53.0	83	65	55	43
COTTON	MAY 72.30	71.85	72.53	74.06	74.96	37.6	38.4	41.8	40	28	12	10
PKBLS	M 84 73.88	73.44	74.10	75.41	76.16	38.4	38.9	42.2	39	26	11	8

CORN				CHICAGO WHEAT				K.C. WHEAT						
	HIGH	LOW	LAST CHG		HIGH	LOW	LAST CHG		HIGH	LOW	LAST CHG			
MAY	3064	3000	3010*	-74	MAY	3890	3720	3750*	-134	MAY	4130	4050	4050*	-90
JULY	3074	3020	3022*	-74	JULY	3850	3710	3730*	-130	JULY	3880	3810	3812*	-90
SEP	2934	2884	2890*	-60	SEP	3880	3770	3770*	-122	SEP	3894	3834	3834*	-76
DEC	2904	2850	2860*	-56	DEC	3980	3854	3872*	-112	DEC	3960	3910	3910*	-70
MAR	2940	2892	2896*	-62	MAR	3954	3940	3942*	-66	MAR	3930	3930	3930*	-50
MAY	2960	2950	2950*	-34	MAY					MAY				
JULY	3000	2970	2974*	-54										
SEP														
DEC	2800	2774	2800*	-10										

LIVE CATTLE				FEEDER CATTLE				LEAN HOGS						
	HIGH	LOW	LAST CHG		HIGH	LOW	LAST CHG		HIGH	LOW	LAST CHG			
APR	6850	6795	6807*	+25	APR	7030	6975	7020*	+47	APR	7397	7305	7397*	+200
JUN	6490	6415	6437*	+20	MAY	7025	6960	7010*	+35	JUN	8232	8162	8232*	+200
AUG	6445	6400	6415*	+2	AUG	7345	7290	7327*	+30	JULY	8232	8130	8212*	+180
OCT	6807	6762	6780*	+17	SEP	7387	7355	7360*	+27	AUG	7975	7830	7970*	+195
DEC	6992	6967	6975*	+15	OCT	7425	7390	7417*	+22	OCT	7382	7230	7360*	+177
FEB	7085	7060	7062*	+2	NOV	7575	7560	7560*	+25	DEC	7180	7050	7130*	+150
APR	7250	7250	7250*	-5	JAN	7730	7725	7725*	+15	FEB	7055	6930	6970*	+115
JUN					MAR	7710	7690	7690*	+35	APR	6680	6610	6627*	+77

SWISS FRANC				MIDAM LIVE HOGS				PORK BELLIES						
	HIGH	LOW	LAST CHG		HIGH	LOW	LAST CHG		HIGH	LOW	LAST CHG			
JUN	7063	7020	7034*	+55	APR	5255	5255	5255*	+150	MAY	8120	7925	8017*	+187
SEP	7126	7092	7104*	+55	JUN	5830	5820	5830*	+150	JULY	8020	7825	7910*	+152