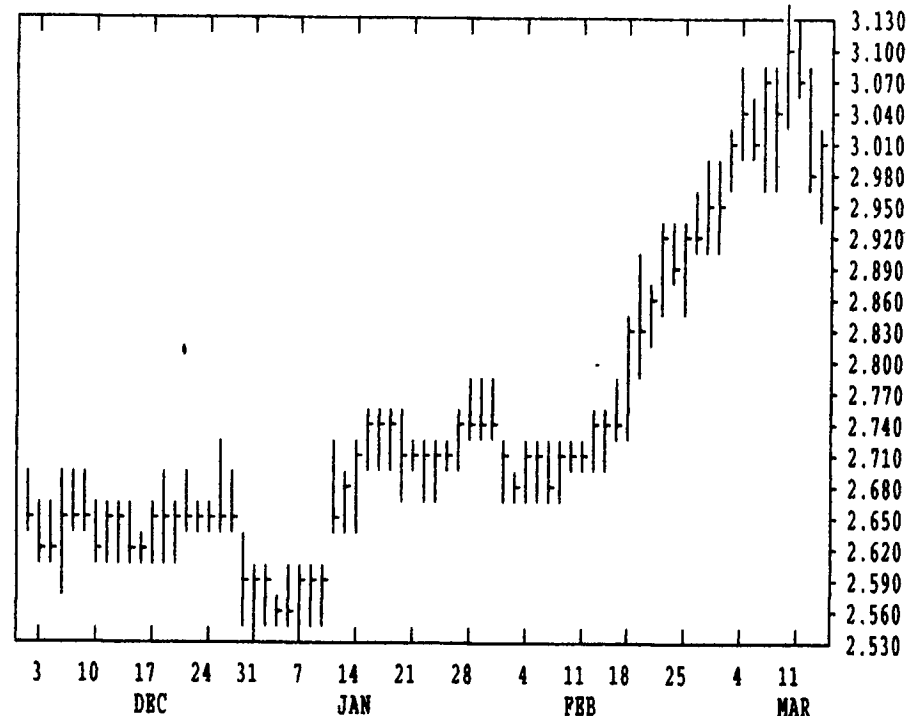


GRAIN, CATTLE AND HOG FUTURES MARKETS

These Markets Published Courtesy Of Data Transmission Network (DTN)
 (Closing bids: Thursday, March 13, 1997)

DTN GRAINS 18 CORN MAR 97 CONTRACT HIGH: 3.944 LOW: 2.560

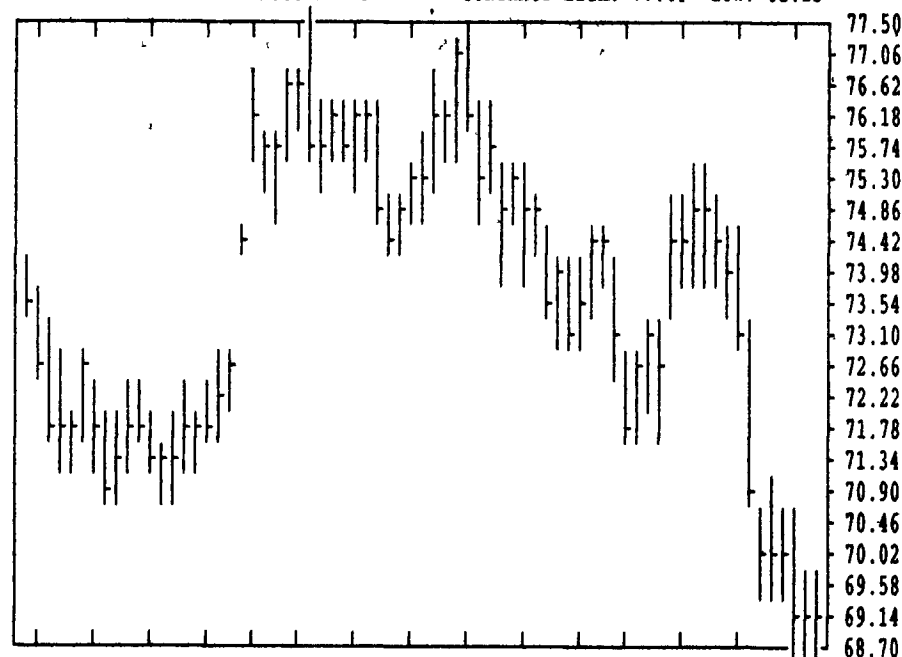


DTN FUTURES 14 03/13/97		TECHNICAL POINTS				SLOW STOCHASTIC						
PRICES ARE DECIMAL		MOVING AVERAGES				RSI'S						
CONTRACT	CLOSE	4-DAY	9-DAY	18-DAY	45-DAY	9DAY	14DAY	30DAY	%K	%D	%K	%D
WHEAT MAR	374.00	376.87	374.06	371.72	371.64	52.8	52.3	49.3	69	77	82	78
WHEAT MAY	378.00	379.56	376.08	373.03	365.12	60.1	59.5	55.3	59	67	79	76
KCWHT MAR	440.00	439.19	435.11	429.96	420.56	67.6	64.0	59.2	82	86	88	83
KCWHT MAY	408.50	410.87	407.75	403.43	387.64	61.2	62.4	59.8	63	73	88	85
MNWHT MAR	410.50	422.87	419.22	409.90	395.98	48.3	53.6	55.2	53	76	87	91
CORN MAR	300.75	304.75	304.39	297.35	281.74	55.5	60.2	60.5	30	51	81	88
CORN MAY	298.25	302.06	302.03	296.32	280.73	53.9	58.2	58.4	27	45	77	84
CORN JUL	298.00	301.12	301.03	295.33	279.80	54.9	58.7	58.4	30	47	78	84
OATS MAR	186.50	188.44	188.53	185.12	170.95	54.6	58.1	58.6	45	45	77	81
BEANS MAR	821.00	838.25	823.47	803.07	766.83	57.8	61.2	61.6	48	70	83	92
BEANS MAY	828.50	843.12	827.47	805.93	767.73	60.8	63.7	63.4	53	74	86	93
BEANS JUL	830.75	845.06	827.89	805.97	767.89	62.1	64.9	64.2	55	75	86	93
MEAL MAR	266.40	273.25	268.50	262.86	247.19	54.8	59.1	63.9	43	67	82	91
OIL MAR	24.95	25.43	25.12	24.53	24.30	54.1	55.4	51.7	40	65	76	87
CATTLE APR	68.32	68.38	68.59	68.85	67.29	48.7	52.3	54.8	49	38	60	63
CATTLE JUN	64.63	64.85	64.93	64.92	64.38	45.9	49.6	52.4	59	55	59	60
FCTL MAR	67.88	67.77	67.88	68.08	68.45	46.7	47.5	50.3	76	69	45	42
HOGS APR	69.43	69.44	70.73	72.27	74.01	25.4	30.0	38.2	17	12	7	10
HOGS JUN	76.78	76.51	77.21	78.29	79.05	36.4	39.3	45.0	36	28	17	19
PKBLS MAR	74.50	74.48	76.62	76.86	77.05	40.6	43.3	46.4	28	17	19	35

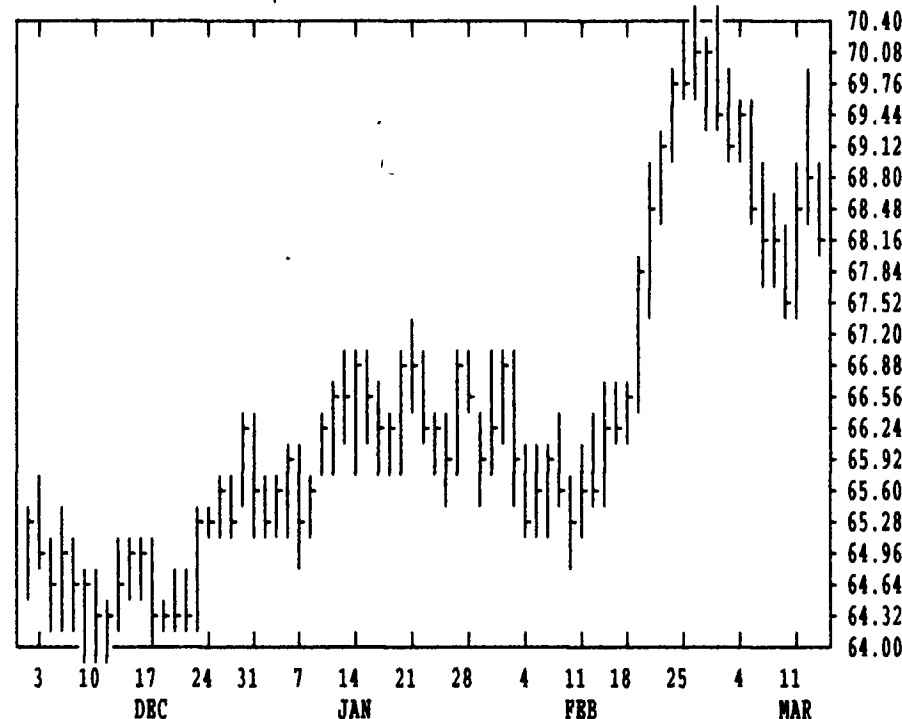
CORN				CHICAGO WHEAT				K. C. WHEAT			
MONTH	HIGH	LOW	LAST CHG	MONTH	HIGH	LOW	LAST CHG	MONTH	HIGH	LOW	LAST CHG
MAR	3014	2952	3006* +30	MAR	3760	3690	3740* -20	MAR	4400	4310	4400* +10
MAY	2990	2922	2982* +36	MAY	3800	3720	3780* -10	MAY	4110	4050	4084* -20
JLY	2986	2914	2980* +44	JLY	3704	3634	3682* +2	JLY	3770	3720	3760* -10
SEP	2894	2826	2892* +66	SEP	3720	3654	3700* -6	SEP	3770	3730	3764* -14
DEC	2880	2804	2870* +62	DEC	3794	3734	3790* -10	DEC	3830	3780	3824* -4
MAR	2916	2854	2914* +60	MAR	3790	3750	3790* 0	MINN WHEAT			
MAY	2930	2880	2930* +14	OATS				MAR	4260	4100	4104* -174
JLY	2970	2900	2964* +44	MAR	1900	1864	1864* -22	MAY	4004	3942	3974* -32
DEC	2790	2684	2784* +56	MAY	1736	1710	1724* -4	JLY	3862	3814	3844* -10
SOYBEANS				JLY	1704	1682	1694* -2	SEP	3850	3790	3802* -34
MAR	8280	8120	8210* -14	SEP	1674	1664	1670* -4	DEC	3854	3802	3810* -44
MAY	8340	8160	8284* 0	SOYBEAN MEAL				SOYBEAN OIL			
JLY	8370	8190	8306* -6	MAR	2685	2635	2664* -11	MAR	2527	2480	2495* -2
AUG	8274	8130	8220* -14	MAY	2672	2625	2660* 0	MAY	2566	2516	2527* -7
SEP	7740	7634	7662* -22	JLY	2647	2608	2630* -6	JLY	2607	2553	2566* -10
NOV	7280	7152	7190* -34	AUG	2575	2545	2568* -5	AUG	2615	2575	2580* -5
JAN	7310	7200	7232* -16	SEP	2450	2420	2437* +2	SEP	2610	2585	2590* -7
MAR	7340	7250	7294* -14	OCT	2265	2245	2248* -7	OCT	2615	2593	2600* -10
JLY	7350	7260	7280* -10	DEC	2226	2200	2205* -5	DEC	2663	2615	2624* -1
NOV	6780	6720	6724* -44	JAN	2230	2205	2210* 0	JAN	2637	2637	2637* -1

LIVE CATTLE				FEEDER CATTLE				LEAN HOGS			
MONTH	HIGH	LOW	LAST CHG	MONTH	HIGH	LOW	LAST CHG	MONTH	HIGH	LOW	LAST CHG
APR	6877	6825	6832* -50	MAR	6800	6770	6787* +2	APR	6965	6870	6942* +35
JUN	6482	6432	6462* -35	APR	6790	6730	6742* -25	JUN	7685	7600	7677* +47
AUG	6355	6302	6322* -35	MAY	6915	6850	6860* -32	JLY	7555	7480	7547* +50
OCT	6695	6667	6680* -10	AUG	7245	7187	7205* -25	AUG	7230	7170	7205* +17
DEC	6897	6867	6885* -5	SEP	7322	7250	7267* -55	OCT	6620	6580	6620* +25
FEB	7032	7005	7022* -7	OCT	7425	7365	7372* -45	DEC	6415	6380	6405* +10
APR	7230	7230	7230* -10	NOV	7610	7532	7532* -52	FEB	6417	6380	6390* +5
JUN				JAN	7735	7685	7692* -37	APR	6120	6082	6082* -7
SWISS FRANC				MIDAM LIVE HOGS				PORK BELLIES			
MAR	6891	6818	6820* -66	APR	4900	4835	4900* +35	MAR	7450	7280	7450* +87
JUN	6953	6879	6882* -66	JUN	5415	5415	5415* +25	MAY	7540	7380	7512* +70
SEP	7020	6949	6949* -65	JLY	5322	5280	5320* +30	JLY	7520	7390	7495* +45
BRITISH POUND				CANADIAN DOLLAR				FEB			
MAR	16028	15956	15968* -12					APR	7290	7160	7220* +12
JUN	15998	15930	15942* -12	MAR	7357	7325	7328* -9	MAR	7055	7055	7055* 0

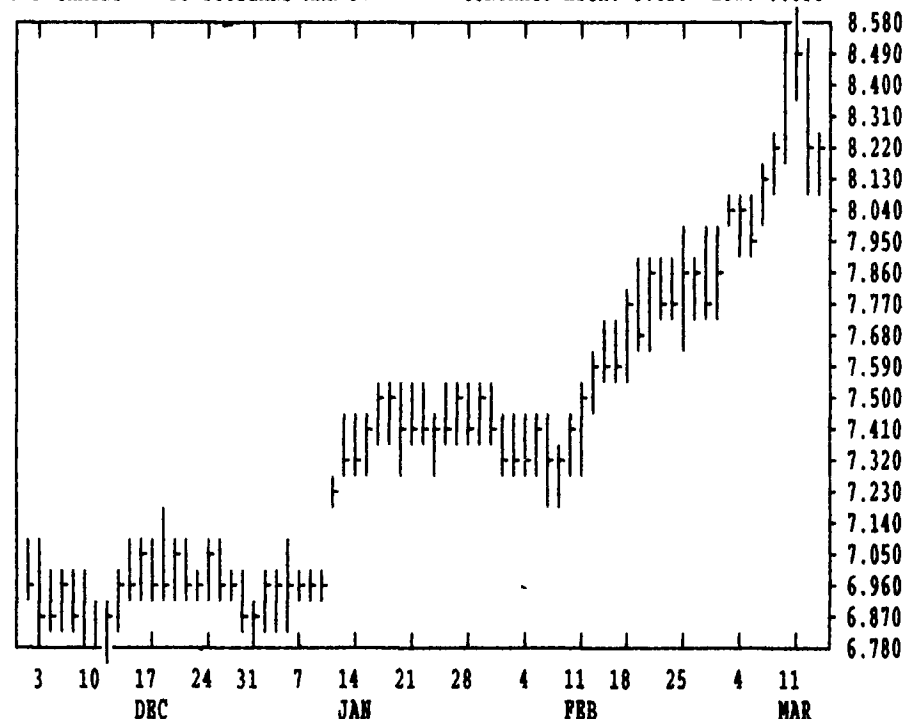
DTN LIVESTOCK 18 LEAN HOGS APR 97 CONTRACT HIGH: 77.40 LOW: 61.15



DTN LIVESTOCK 19 CATTLE, LIVE APR 97 CONTRACT HIGH: 70.40 LOW: 62.65



DTN GRAINS 23 SOYBEANS MAR 97 CONTRACT HIGH: 8.620 LOW: 6.630



DTN GRAINS 25 SOYBEAN MEAL MAR 97 CONTRACT HIGH: 282.5 LOW: 208.0

