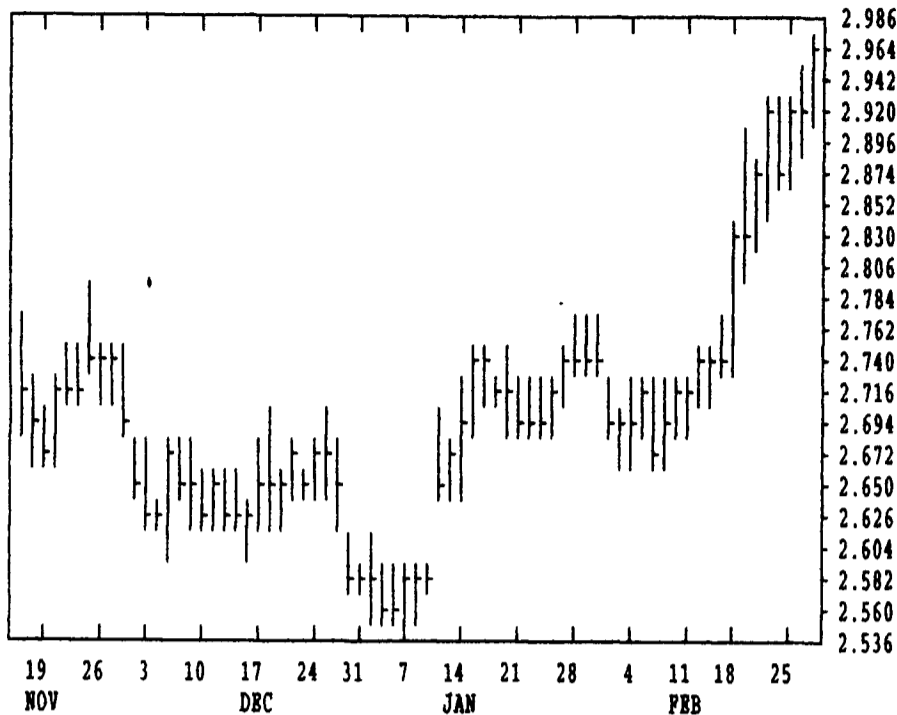


GRAIN, CATTLE AND HOG FUTURES MARKETS

These Markets Published Courtesy Of Data Transmission Network (DTN)
(Closing bids: Thursday, February 27, 1997)

DTN GRAINS 18 CORN MAR 97 CONTRACT HIGH: 3.944 LOW: 2.560

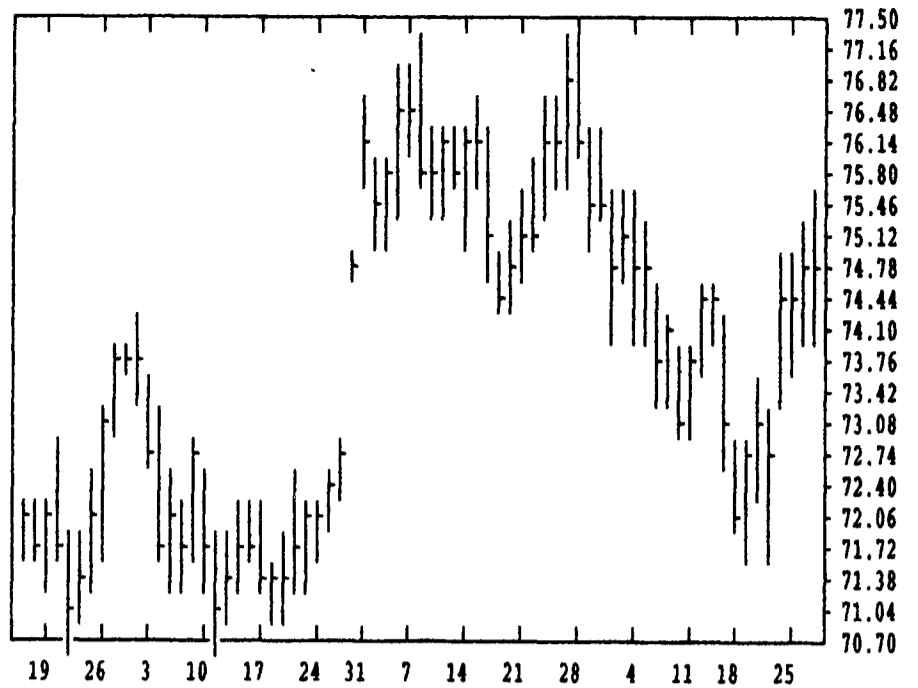


DTN FUTURES	14 02/27/97	TECHNICAL POINTS				SLOW STOCHASTIC						
		MOVING AVERAGES				RSI'S						
CONTRACT	CLOSE	4-DAY	9-DAY	18-DAY	45-DAY	9DAY	14DAY	30DAY	%K	%D	%K	%D
WHEAT	MAR 368.25	372.75	367.89	363.14	374.93	51.1	49.3	46.4	61	72	75	61
WHEAT	MAY 374.25	374.44	367.97	360.43	363.13	65.7	61.7	54.6	72	79	85	82
KCWHT	MAR 418.75	426.62	423.97	419.26	414.20	46.9	50.1	51.5	21	49	71	79
KCWHT	MAY 401.25	402.00	397.31	387.12	379.98	64.7	64.1	58.8	48	67	86	92
MNWHT	MAR 405.75	404.25	398.00	391.12	388.65	68.9	64.6	57.1	65	72	83	87
CORN	MAR 296.00	292.75	287.78	279.72	272.14	81.3	77.4	65.3	89	89	94	90
CORN	MAY 295.25	292.69	288.22	279.35	271.99	77.7	74.6	63.4	83	85	93	91
CORN	JUL 293.75	291.75	287.19	278.17	271.63	76.7	74.1	62.8	75	81	92	91
OATS	MAR 188.50	185.62	180.17	174.28	163.85	69.8	67.8	62.5	92	86	89	79
BEANS	MAR 783.25	783.50	779.33	761.93	739.29	63.1	63.9	61.0	65	68	87	88
BEANS	MAY 784.00	785.50	780.81	762.04	738.91	63.1	64.3	61.5	62	68	87	89
BEANS	JUL 784.00	785.37	780.67	761.92	738.97	63.8	64.9	61.7	61	69	88	90
MEAL	MAR 255.60	257.37	255.97	247.44	236.88	61.8	65.1	68.0	64	72	87	90
OIL	MAR 24.00	23.90	23.88	23.89	23.92	52.7	50.3	47.5	61	56	42	36
CATTLE	APR 70.07	69.99	68.75	67.23	66.60	81.2	74.9	65.8	90	92	96	94
CATTLE	JUN 65.43	65.20	64.75	64.38	63.95	69.1	65.2	59.6	74	78	88	77
FCTL	MAR 68.32	68.73	68.18	68.18	68.39	49.9	50.3	52.2	51	70	52	41
HOGS	APR 74.95	74.78	73.68	73.98	74.85	58.5	54.7	53.0	87	84	51	31
HOGS	JUN 79.95	80.11	79.21	79.32	79.12	55.4	54.6	54.8	75	81	67	49
PKBLS	MAR 80.73	78.56	76.39	76.64	77.64	65.6	60.1	55.0	86	79	59	36

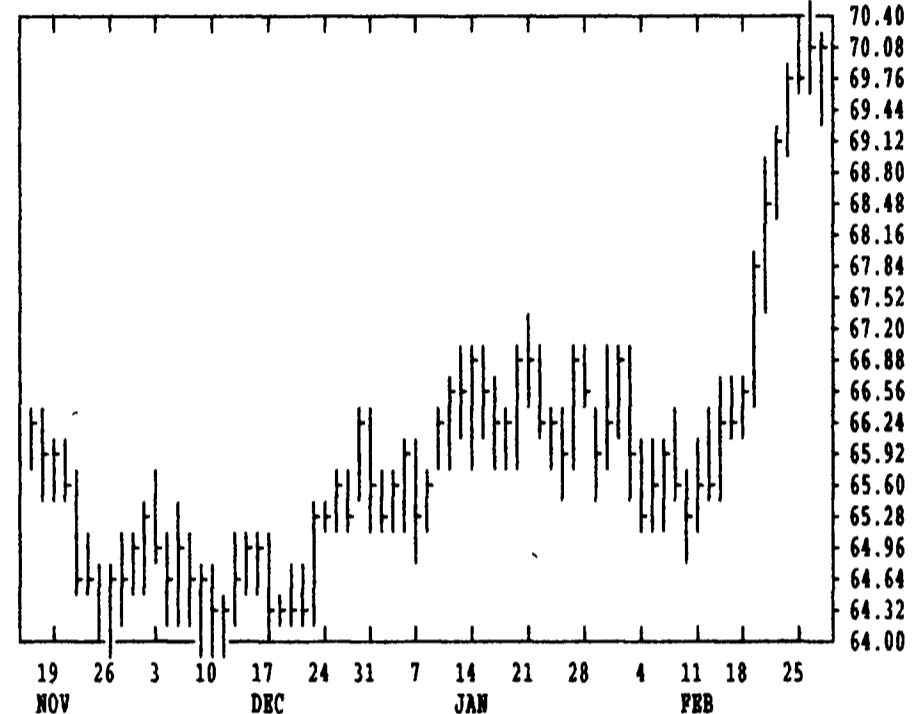
CORN				CHICAGO WHEAT				K.C. WHEAT			
MONTH	HIGH	LOW	LAST CHG	MONTH	HIGH	LOW	LAST CHG	MONTH	HIGH	LOW	LAST CHG
MAR	2976	2916	2960* +32	MAR	3730	3670	3682* -24	MAR	4240	4170	4186* -4
MAY	2976	2914	2952* +32	MAY	3780	3724	3742* +14	MAY	4050	3970	4012* +52
JUL	2964	2900	2936* +36	JUL	3680	3594	3654* +62	JUL	3784	3710	3764* +34
SEP	2844	2794	2834* +30	SEP	3690	3610	3684* +84	SEP	3770	3730	3760* +40
DEC	2816	2764	2804* +26	DEC	3790	3704	3762* +62	DEC	3840	3780	3816* +26
MAR	2866	2820	2862* +30	MAR	3770	3750	3770* +70	MINN WHEAT			
MAY	2900	2860	2900* +20	OATS				MAR	4134	4000	4056* +52
JUL	2940	2880	2940* +20	MAR	1894	1840	1884* +24	MAY	3914	3814	3852* +42
DEC	2770	2744	2770* +24	MAY	1716	1690	1710* +20	JUL	3774	3690	3734* +46
SOYBEANS				JUL	1652	1614	1650* +40	SEP	3744	3680	3710* +46
MAR	7950	7810	7832* -4	SEP	1642	1620	1642* +40	DEC	3790	3740	3750* +40
MAY	7974	7800	7840* -14	SOYBEAN MEAL				SOYBEAN OIL			
JUL	7974	7820	7840* -14	MAR	2598	2554	2556* -6	MAR	2435	2390	2400* +11
AUG	7886	7770	7786* -10	MAY	2560	2510	2513* -1	MAY	2480	2440	2449* +16
SEP	7464	7380	7384* +14	JUL	2530	2482	2486* +4	JUL	2510	2478	2491* +16
NOV	7090	7010	7014* -6	AUG	2490	2449	2454* +10	AUG	2520	2503	2503* +18
JAN	7130	7070	7074* -10	SEP	2393	2365	2365* +2	SEP	2530	2510	2512* +18
MAR	7170	7120	7124* -4	OCT	2245	2215	2230* +15	OCT	2540	2523	2523* +15
JUL	7150	7110	7110* -6	DEC	2205	2175	2181* +1	DEC	2565	2540	2548* +21
NOV	6700	6694	6694* -4	JAN	2200	2165	2190* +37	JAN	2565	2551	2551* +26

LIVE CATTLE				FEEDER CATTLE				LEAN HOGS			
MONTH	HIGH	LOW	LAST CHG	MONTH	HIGH	LOW	LAST CHG	MONTH	HIGH	LOW	LAST CHG
APR	7020	6965	7007* -15	MAR	6875	6825	6832* -35	APR	7555	7415	7495* -7
JUN	6545	6482	6542* +25	APR	6952	6882	6905* -47	JUN	8045	7920	7995* -7
AUG	6430	6385	6425* -2	MAY	7145	7050	7087* -57	JUL	7825	7715	7787* 0
OCT	6797	6750	6780* -30	AUG	7445	7372	7390* -57	AUG	7485	7382	7460* +5
DEC	7007	6952	6980* -37	SEP	7462	7405	7422* -42	OCT	6735	6662	6720* +2
FEB	7115	7070	7100* -17	OCT	7530	7475	7485* -45	DEC	6540	6460	6540* +15
APR	7340	7300	7317* -22	NOV	7660	7620	7630* -32	FEB	6452	6435	6445* -10
JUN				JAN	7825	7785	7790* -30	APR	6175	6120	6125* 0
SWISS FRANC				MIDAM LIVE HOGS				PORK BELLIRS			
MAR	6817	6765	6795* +17	APR	5360	5260	5310* -10	MAR	8100	7880	8072* +157
JUN	6875	6830	6859* +17	JUN	5755	5700	5745* 0	MAY	8275	8020	8245* +180
SEP	6938	6908	6928* +18	JUL	5610	5610	5610* -10	JUL	8170	7930	8157* +190
BRITISH POUND				CANADIAN DOLLAR				FEB			
MAR	16292	16228	16246* -94								
JUN	16270	16200	16220* -92	MAR	7336	7310	7315* -10	MAR			

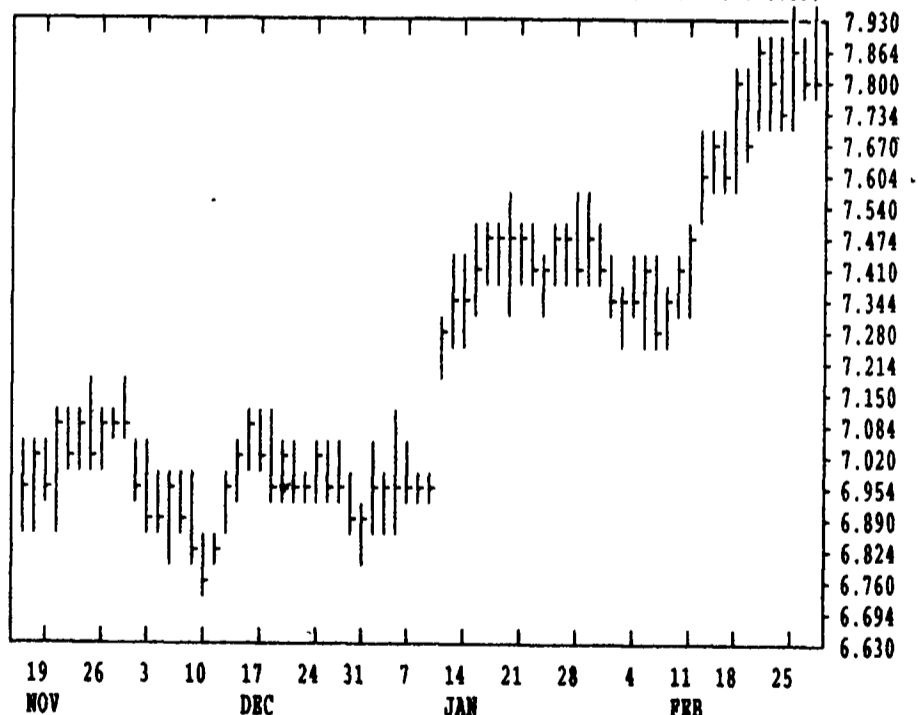
DTN LIVESTOCK 18 LEAN HOGS APR 97 CONTRACT HIGH: 77.40 LOW: 61.15



DTN LIVESTOCK 19 CATTLE, LIVE APR 97 CONTRACT HIGH: 70.40 LOW: 62.65



DTN GRAINS 23 SOYBEANV MAR 97 CONTRACT HIGH: 8.300 LOW: 6.630



DTN GRAINS 25 SOYBEAN MEAL MAR 97 CONTRACT HIGH: 261.5 LOW: 208.0

